

HE.48 Kontakteinsätze/Contact inserts

Baugröße/Size 12

Schraubanschluss, Federzug-Anschluss,
Crimpanschluss für gedrehte HE Crimpkontakte

**Kontaktzahlen
No. of contacts**

*Screw terminal, Spring Clamp terminal,
Crimp terminal for screw machined HE crimp contacts*

(2 x 24) **48+** 
400 V/16 A

Bezeichnung
Description


Bestelltext
Designation

Bestell-Nr./Order No.
Stifteinsatz Male insert Buchseneinsatz Female insert

Stifteinsatz/Male insert


Buchseneinsatz/Female insert

Schraubanschluss/Screw terminal



HE.24.Sti.S.B 1-24
HE.24.Sti.S.B 25-48


1-1103640-1
1-1103640-9



HE.24.Bu.S.B 1-24
HE.24.Bu.S.B 25-48


1-1103641-1
1-1103641-9

Federzug-Anschluss/Spring Clamp terminal



HE.24.Sti.SC.B 1-24
HE.24.Sti.SC.B 25-48


7-1103640-1
7-1103640-9



HE.24.Bu.SC.B 1-24
HE.24.Bu.SC.B 25-48


7-1103641-1
7-1103641-9

Crimpanschluss/Crimp terminal



HE.24.Sti.C.B 1-24
HE.24.Sti.C.B 25-48

2-1103640-3
2-1103640-9



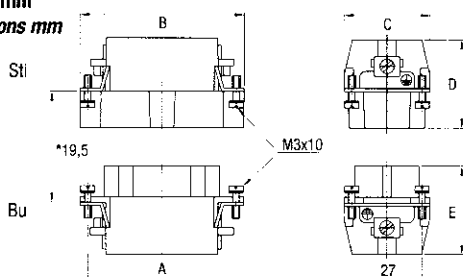
HE.24.Bu.C.B 1-24
HE.24.Bu.C.B 25-48

2-1103641-3
2-1103641-9


Maße/Dimensions	A	B	C	D	E
mm	104	110	33	34	35

Passende Crimpkontakte siehe Seite 35, Passende Crimpwerkzeuge siehe Seite 35
Suitable Crimp contacts see page 35, Suitable Crimping tools see page 35

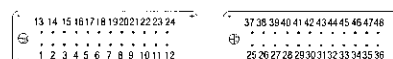
Maßbild mm
Dimensions mm



Anschlußseite Stift
Contact arrangement Male insert



Anschlußseite Buchse
Contact arrangement Female insert



*Abstand für sichere Kontaktgabe max. 21 mm