


## 1-1337432-0 Product Details

[Share](#) [Print](#) [Email](#)



1-1337432-0

TE Internal Number: 1-1337432-0

 Active

### BNC RF Connectors

 [Converted to EU RoHS/ELV Compliant \(Statement of Compliance\)](#)

#### Product Highlights:

- Connector - RF
- Plug
- Connector Style = Plug
- Applies To Coaxial Cable
- Coaxial Cable Termination Type = Crimp

[View all Features](#)

### Quick Links

- [Pricing & Availability](#)
- [Search for Tooling](#)
- [Product Feature Selector](#)
- [Contact Us About This Product](#)

[Add to My Part List](#)

[Request Sample](#)

[Find Similar Products](#)

[Buy Product](#)

### Documentation & Additional Information

#### Product Drawings:

- [BNC STRAIGHT PLUG CRIMP 75 OHM RG179B/U, 187A/U, URM111 \(PDF, English\)](#)

#### Catalog Pages/Data Sheets:

- None Available

#### Product Specifications:

- None Available

#### Application Specifications:

- None Available

#### Instruction Sheets:

- None Available

#### CAD Files:

- None Available

#### Related Products:

- [Tooling](#)

[List all Documents](#)

### Product Features (Please use the Product Drawing for all design activity)

#### Product Type Features:

- [Product Type](#) = Connector - RF
- Gender = Plug
- [Grade](#) = Professional
- [Sealed](#) = No
- [Isolated](#) = No
- [Dielectric Material](#) = PTFE
- [Coupling Nut Material](#) = Brass

#### Mechanical Attachment:

- Surface Mountable = No
- [Hardware Included](#) = No
- Panel Mount Retention = Without
- Hand Tool No. = 9-1478240-0
- Interchangeable Die Set Number = 9-1478245-0

#### Electrical Characteristics:

- [Connector Impedance \(Ω\)](#) = 75
- Frequency = DC - 2 GHz

#### Termination Features:

- [Coaxial Cable Termination Type](#) = Crimp
- [Crimp Type](#) = Hex
- Crimp Dimensions = 1.75 + 4.75

#### Body Features:

- [Body Style](#) = Straight
- [Body Material](#) = Brass
- [Body Plating](#) = Silver
- [Polarized](#) = No
- Ferrule Type = Hex
- Gasket Material = White Silicone Rubber

#### Contact Features:

- [Center Contact Material](#) = Brass
- [Center Contact Plating](#) = Silver

#### Housing Features:

- Connector Style = Plug

#### Configuration Features:

- [Coaxial Cable Type \(RG/U or Mfg.\)](#) = 179B, 187A, Raychem 7530A1314, Raychem 7530H1444, Raychem CLFH-179, Raychem EPD 46504R, URM 111
- Number of Ports = 1

#### Industry Standards:

- Government/Industry Qualification = No
- [RoHS/ELV Compliance](#) = RoHS compliant, ELV compliant
- [Lead Free Solder Processes](#) = Not relevant for lead free process
- RoHS/ELV Compliance History = Converted to comply with RoHS directive

#### Environmental:

- Operating Temperature (Max.) (°C) = 165

#### Conditions for Usage:

- [Applies To](#) = Coaxial Cable

#### Packaging Features:

- Packaging Method = Individual
- Packaging Quantity = 50

#### Other:

- Brand = Greenpar

THIS DRAWING IS UNPUBLISHED. RELEASED FOR PUBLICATION NOV ,2005.  
 © COPYRIGHT 2005 BY TYCO ELECTRONICS CORPORATION. ALL RIGHTS RESERVED.

LOC	DIST	REVISIONS			
P	LTR	DESCRIPTION	DATE	DWN	APVD
	C	ECR-05-016219	23NOV05	JMS	FWK
	D	ECR-08-022235	29AUG08	PK	PB

NOTES:

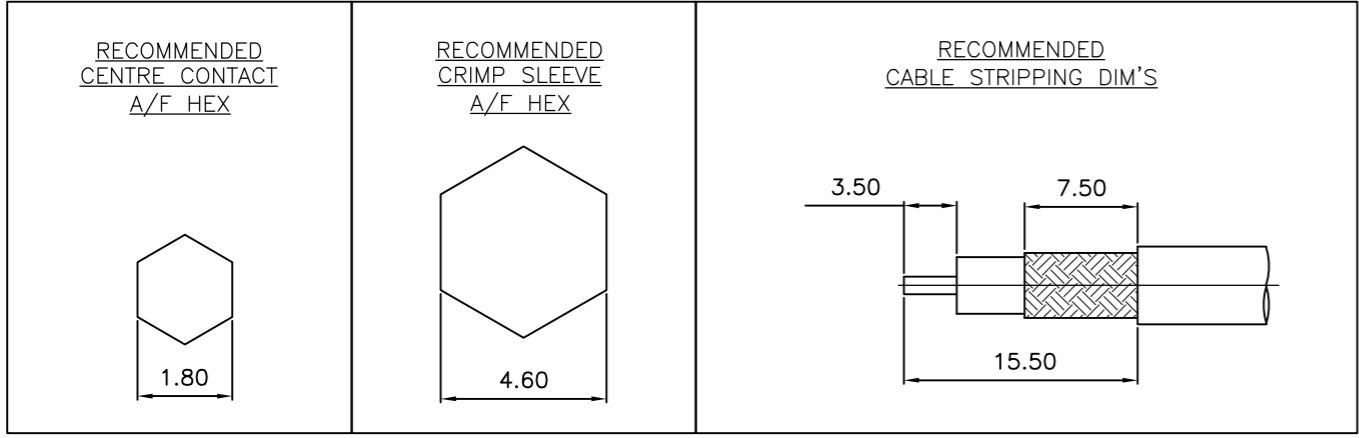
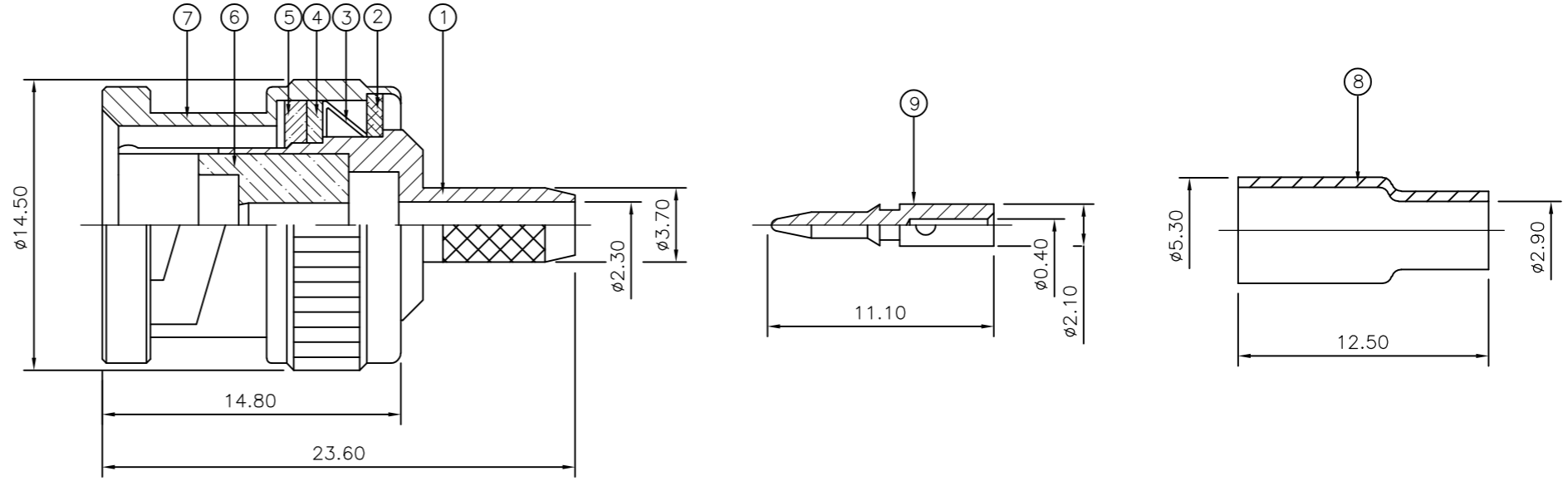
- 1 PACK IN ACCORDANCE WITH AMP SPEC 107-3275
- 2 100 TRAY PACK IN ACCORDANCE WITH AMP SPEC 107-3275
- 3 Ag PLATING
- 4 THIS ITEM MUST BE WHITE

- 5 HAND TOOL : 9-1478240-0
- 6 DIE SET : 9-1478245-0

7 ELECTRICAL CHARACTERISTICS	
FREQUENCY RANGE:	DC - 2 GHz
NOMINAL IMPEDANCE:	75 Ohm
INSULATION RESISTANCE:	5000 MOhm
WORKING VOLTAGE:	500 Volts RMS at Sea Level
DIELECTRIC WITHSTAND VOLTAGE:	1500 Volts RMS Max
CONTACT RESISTANCE:	
CENTRE CONTACT:	1.50 mOhm Max
OUTER CONTACT:	0.20 mOhm Max
VSWR @ 2GHz:	1.20:1 Max
INSERTION LOSS dB @ x 2 GHz:	0.20 Max

8 MECHANICAL CHARACTERISTICS	
COUPLING RETENTION FORCE:	445N Min
CABLE RETENTION FORCE:	85N Min
DURABILITY:	500 Cycles Min

9 ENVIRONMENTAL CHARACTERISTICS	
OPERATING TEMPERATURE:	-65 to +165 DegC



QTY	QTY PER ASSY	MATERIAL	DESCRIPTION	ITEM
1	1	BRASS	CONTACT	9
1	1	BRASS	FERRULE	8
1	1	BRASS	SHELL	7
1	1	PTFE	INSULATION	6
1	1	SILICON RUBBER	GASKET	5
1	1	BRASS	WASHER	4
1	1	SPRING STEEL	SPRING	3
1	1	BRASS	WASHER	2
1	1	BRASS	BODY	1
6--0	1--0		MATERIAL	DESCRIPTION
				ITEM

THIS DRAWING IS A CONTROLLED DOCUMENT.		DWN J.SANDWELL 23NOV05	Tyco Electronics Corporation Bideford EX39 4HE	
DIMENSIONS: mm		CHK S.PARLOW 23NOV05		
TOLERANCES UNLESS OTHERWISE SPECIFIED:		APVD F.WHEELER-KING 23NOV05	NAME BNC STRAIGHT PLUG CRIMP 75 OHM RG179B/U, 187A/U, URM111	
0 PLC ± - 1 PLC ± - 2 PLC ± - 3 PLC ± - 4 PLC ± - ANGLES ± -		PRODUCT SPEC 108-3435	RESTRICTED TO	
MATERIAL SEE TABLE		FINISH -	APPLICATION SPEC 411-3247	SCALE NTS
		WEIGHT -	CAGE CODE A3 00779	DRAWING NO C-1337432
CUSTOMER DRAWING		SHEET 1 OF 1		REV D