

Double-Row, Dual-Barrier Strips

.374 [9.5], .433 [11.0], .437 [11.1] and .563 [14.3]
Centerlines

Issued 06/03 1654555

DESCRIPTION

- Double-row, dual barrier strips for wire-to-wire applications. These parts also allow end users to complete the wiring to a separate screw without disturbing the factory wiring.
- Available with either binding head screws or wire clamp
- Available in four centerline spacings: .374 [9.5], .433 [11.0], .437 [11.1] and .563 [14.3]
- Increased current-carrying capability



APPLICATIONS

- Industrial Controls
- Test Equipment
- HVAC
- Power Supplies
- Traffic Signals
- Telecom

KEY FEATURES

- Closed bottom design allows for mounting direct to sheet metal panel
- Molded to length
- Accessories such as Quick-Connect Tabs and Jumpers available
- Wire-to-wire termination:
 - .374 [9.5] centerline: Up to 30 positions
 - .433 [11.0] centerline: Up to 26 positions
 - .437 [11.1] centerline: Up to 26 positions
 - .563 [14.3] centerline: Up to 18 positions

STANDARDS AND SPECS

- UL 1059
- CSA 22.2 NO. 158-1987
- Component Recognized by UL to US and Canadian Standards, File No. E60677

MATERIALS

- Insulator Body: UL 94V-0 Thermoplastic, Black
- Terminal: Brass, Tin Plated
- Screw: #6-32 Steel, Nickel Plated
M4.0 Steel, Nickel Plated [14.3 mm]

FOR MORE INFORMATION

Technical Support

Internet: www.tycoelectronics.com

E-mail:

newproducts@tycoelectronics.com

USA: 1-800-522-6752

Canada: 1-905-470-4425

Mexico: 01-800-733-8926

C. America: 52-55-5-792-0425

South America: 55-11-3611-1514

Hong Kong: 852-2735-1628

Japan: 81-44-844-8013

UK: 44-141-810-8967

.374 [9.5] Centerline

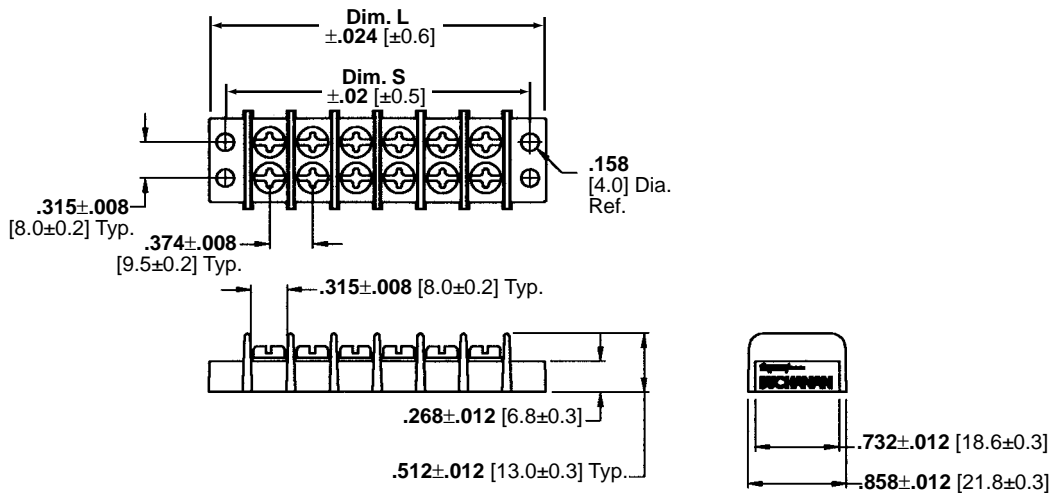
MECHANICAL

- Screw Torque: 12 in-lb

ELECTRICAL

- Current Rating: 20 A, 300 VAC
- Wire Range: 12-22 AWG
- Withstanding Voltage: 2000 VAC min.
- Insulation Resistance: >5000 MΩ @ 500 VDC
- Operating Temperature: -40°F to +221°F [-40°C to +105°C]

PRODUCT DIMENSIONS



PRODUCT OFFERING

No. of Positions	Dimension		Part Numbers	
	L	S	w/Binding Head Screws	w/Wire Clamp Screws
2	1.42 [36.2]	1.13 [28.7]	1546306-2	1546307-2
3	1.80 [45.7]	1.50 [38.2]	1546306-3	1546307-3
4	2.17 [55.2]	1.88 [47.7]	1546306-4	1546307-4
5	2.55 [64.7]	2.25 [57.2]	1546306-5	1546307-5
6	2.92 [74.2]	2.63 [66.7]	1546306-6	1546307-6
7	3.30 [83.7]	3.00 [76.2]	1546306-7	1546307-7
8	3.67 [93.2]	3.37 [85.7]	1546306-8	1546307-8
9	4.05 [103.0]	3.75 [95.2]	1546306-9	1546307-9
10	4.41 [112.0]	4.13 [105.0]	1-1546306-0	1-1546307-0
11	4.80 [122.0]	4.49 [114.0]	1-1546306-1	1-1546307-1
12	5.16 [131.0]	4.88 [124.0]	1-1546306-2	1-1546307-2
13	5.55 [141.0]	5.24 [133.0]	1-1546306-3	1-1546307-3
14	5.91 [150.0]	5.63 [143.0]	1-1546306-4	1-1546307-4
15	6.30 [160.0]	5.98 [152.0]	1-1546306-5	1-1546307-5
16	6.65 [169.0]	6.38 [162.0]	1-1546306-6	1-1546307-6
17	7.05 [179.0]	6.73 [171.0]	1-1546306-7	1-1546307-7
18	7.40 [188.0]	7.13 [181.0]	1-1546306-8	1-1546307-8
19	7.79 [198.0]	7.48 [190.0]	1-1546306-9	1-1546307-9
20	8.15 [207.0]	7.87 [200.0]	2-1546306-0	2-1546307-0
21	8.54 [217.0]	8.23 [209.0]	2-1546306-1	2-1546307-1
22	8.90 [226.0]	8.62 [219.0]	2-1546306-2	2-1546307-2
23	9.29 [236.0]	8.98 [228.0]	2-1546306-3	2-1546307-3
24	9.65 [245.0]	9.37 [238.0]	2-1546306-4	2-1546307-4
25	10.04 [255.0]	9.72 [247.0]	2-1546306-5	2-1546307-5
26	10.39 [264.0]	10.12 [257.0]	2-1546306-6	2-1546307-6
27	10.79 [274.0]	10.47 [266.0]	2-1546306-7	2-1546307-7
28	11.14 [283.0]	10.87 [276.0]	2-1546306-8	2-1546307-8
29	11.54 [293.0]	11.22 [285.0]	2-1546306-9	2-1546307-9
30	11.89 [302.0]	11.61 [295.0]	3-1546306-0	3-1546307-0

.433 [11.0] and .437 [11.1] Centerlines

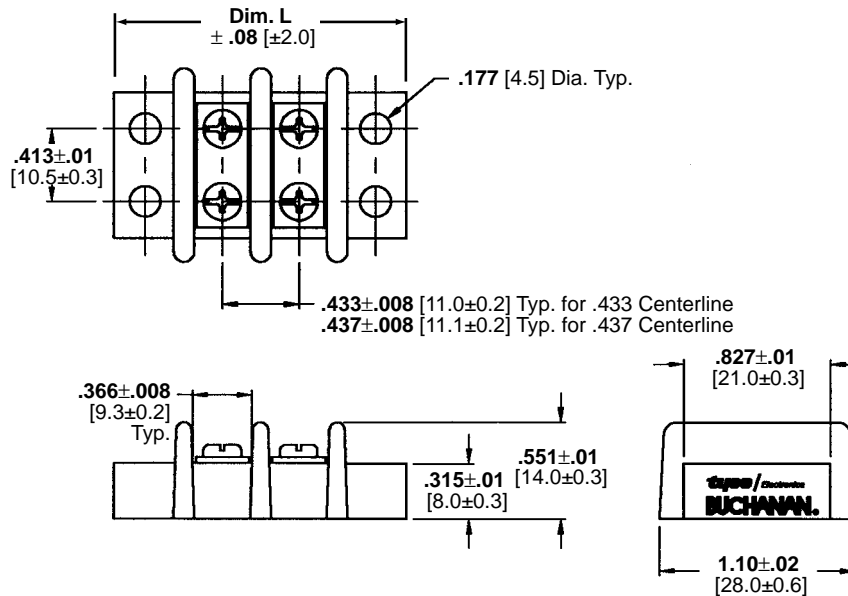
MECHANICAL

- Screw Torque: 12 in-lb

ELECTRICAL

- Current Rating: 25 A, 300 VAC
- Wire Range: 14-22 AWG
- Withstanding Voltage: 2000 VAC min.
- Insulation Resistance: >5000 MΩ @ 500 VDC
- Operating Temperature: -40°F to +221°F [-40°C to +105°C]

PRODUCT DIMENSIONS



PRODUCT OFFERING

No. of Positions	Dimension L	.433 [11.0] Centerline Part Numbers		Dimension L	.437 [11.1] Centerline Part Numbers	
		w/Binding Head Screws	w/Wire Clamp Screws		w/Binding Head Screws	w/Wire Clamp Screws
2	1.65 [41.8]	1546481-2	1546477-2	1.62 [41.2]	1546670-2	1546671-2
3	2.08 [52.8]	1546481-3	1546477-3	2.06 [52.3]	1546670-3	1546671-3
4	2.51 [63.8]	1546481-4	1546477-4	2.50 [63.4]	1546670-4	1546671-4
5	2.94 [74.8]	1546481-5	1546477-5	2.93 [74.5]	1546670-5	1546671-5
6	3.38 [85.8]	1546481-6	1546477-6	3.37 [85.6]	1546670-6	1546671-6
7	3.81 [96.8]	1546481-7	1546477-7	3.81 [96.7]	1546670-7	1546671-7
8	4.24 [107.8]	1546481-8	1546477-8	4.24 [107.8]	1546670-8	1546671-8
9	4.68 [118.8]	1546481-9	1546477-9	4.68 [118.9]	1546670-9	1546671-9
10	5.11 [129.8]	1-1546481-0	1-1546477-0	5.12 [130.0]	1-1546670-0	1-1546671-0
11	5.54 [140.8]	1-1546481-1	1-1546477-1	5.55 [141.1]	1-1546670-1	1-1546671-1
12	5.98 [151.8]	1-1546481-2	1-1546477-2	5.99 [152.2]	1-1546670-2	1-1546671-2
13	6.41 [162.8]	1-1546481-3	1-1546477-3	6.43 [163.3]	1-1546670-3	1-1546671-3
14	6.84 [173.8]	1-1546481-4	1-1546477-4	6.87 [174.4]	1-1546670-4	1-1546671-4
15	7.27 [184.8]	1-1546481-5	1-1546477-5	7.30 [185.5]	1-1546670-5	1-1546671-5
16	7.71 [195.8]	1-1546481-6	1-1546477-6	7.74 [196.6]	1-1546670-6	1-1546671-6
17	8.14 [206.8]	1-1546481-7	1-1546477-7	8.18 [207.7]	1-1546670-7	1-1546671-7
18	8.57 [217.8]	1-1546481-8	1-1546477-8	8.61 [218.8]	1-1546670-8	1-1546671-8
19	9.01 [228.8]	1-1546481-9	1-1546477-9	9.05 [229.9]	1-1546670-9	1-1546671-9
20	9.44 [239.8]	2-1546481-0	2-1546477-0	9.49 [241.0]	2-1546670-0	2-1546671-0
21	9.87 [250.8]	2-1546481-1	2-1546477-1	9.93 [252.1]	2-1546670-1	2-1546671-1
22	10.31 [261.8]	2-1546481-2	2-1546477-2	10.36 [263.2]	2-1546670-2	2-1546671-2
23	10.74 [272.8]	2-1546481-3	2-1546477-3	10.80 [274.3]	2-1546670-3	2-1546671-3
24	11.17 [283.8]	2-1546481-4	2-1546477-4	11.24 [285.4]	2-1546670-4	2-1546671-4
25	11.61 [294.8]	2-1546481-5	2-1546477-5	11.67 [296.5]	2-1546670-5	2-1546671-5
26	12.04 [305.8]	2-1546481-6	2-1546477-6	12.11 [307.6]	2-1546670-6	2-1546671-6

.563 [14.3] Centerline

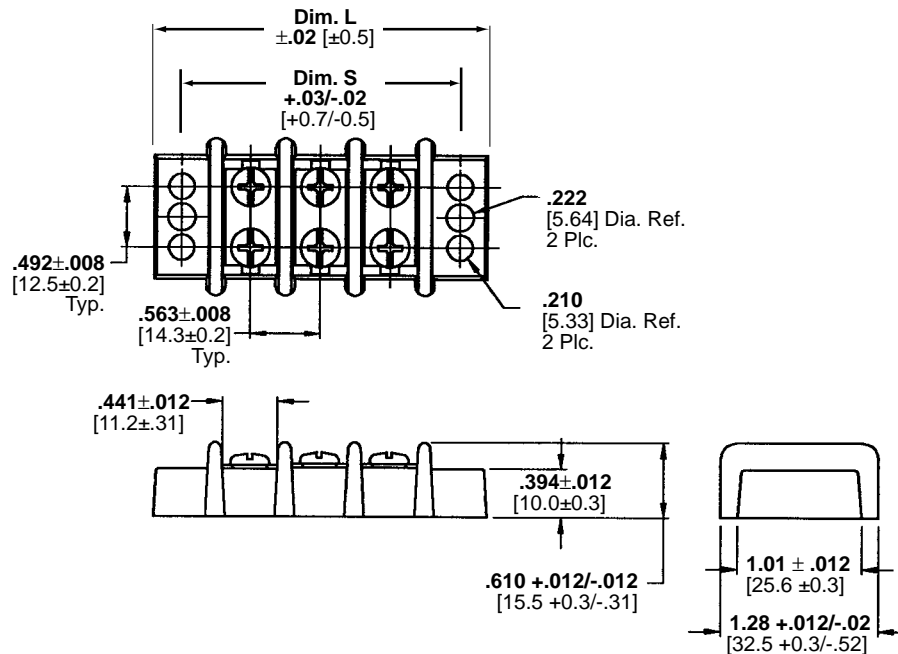
MECHANICAL

- Screw Torque: 16 in-lb

ELECTRICAL

- Current Rating: 30 A, 300 VAC
- Wire Range: 10-22 AWG
- Withstanding Voltage: 2000 VAC min.
- Insulation Resistance: >5000 MΩ @ 500 VDC
- Operating Temperature: -40°F to +248°F [-40°C to +120°C]

PRODUCT DIMENSIONS



PRODUCT OFFERING

No. of Positions	Dimension		Part Numbers	
	L	S	w/Wire Clamp Screws	w/Binding Head Screws
2	2.13 [54.0]	1.69 [42.9]	1546311-2	1546310-2
3	2.69 [68.3]	2.25 [57.2]	1546311-3	1546310-3
4	3.25 [82.6]	2.81 [71.5]	1546311-4	1546310-4
5	3.81 [96.9]	3.38 [85.8]	1546311-5	1546310-5
6	4.38 [111.2]	3.94 [100.1]	1546311-6	1546310-6
7	4.94 [125.5]	4.50 [114.4]	1546311-7	1546310-7
8	5.50 [139.8]	5.07 [128.7]	1546311-8	1546310-8
9	6.08 [154.1]	5.63 [143.0]	1546311-9	1546310-9
10	6.63 [168.4]	6.19 [157.3]	1-1546311-0	1-1546310-0
11	7.19 [182.7]	6.76 [171.6]	1-1546311-1	1-1546310-1
12	7.75 [197.0]	7.32 [185.9]	1-1546311-2	1-1546310-2
13	8.32 [211.3]	7.88 [200.2]	1-1546311-3	1-1546310-3
14	8.88 [225.6]	8.44 [214.5]	1-1546311-4	1-1546310-4
15	9.44 [239.9]	9.01 [228.8]	1-1546311-5	1-1546310-5
16	10.02 [254.5]	9.57 [243.1]	1-1546311-6	1-1546310-6
17	10.57 [268.5]	10.13 [257.4]	1-1546311-7	1-1546311-7
18	11.13 [282.8]	10.70 [271.7]	1-1546311-8	1-1546310-8