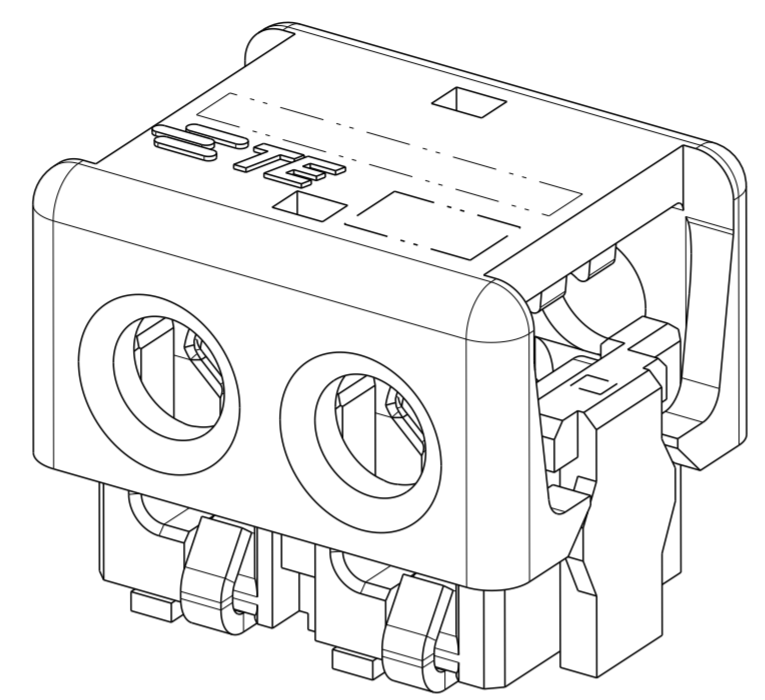
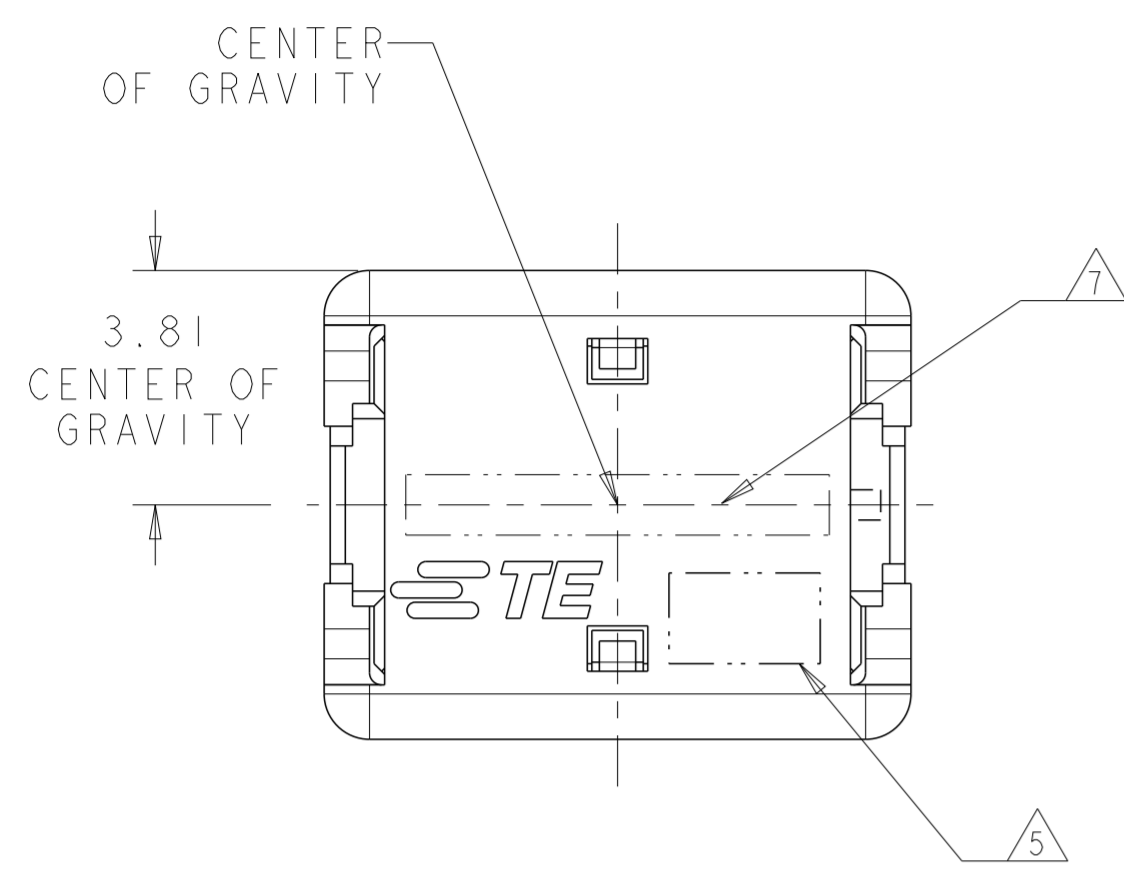


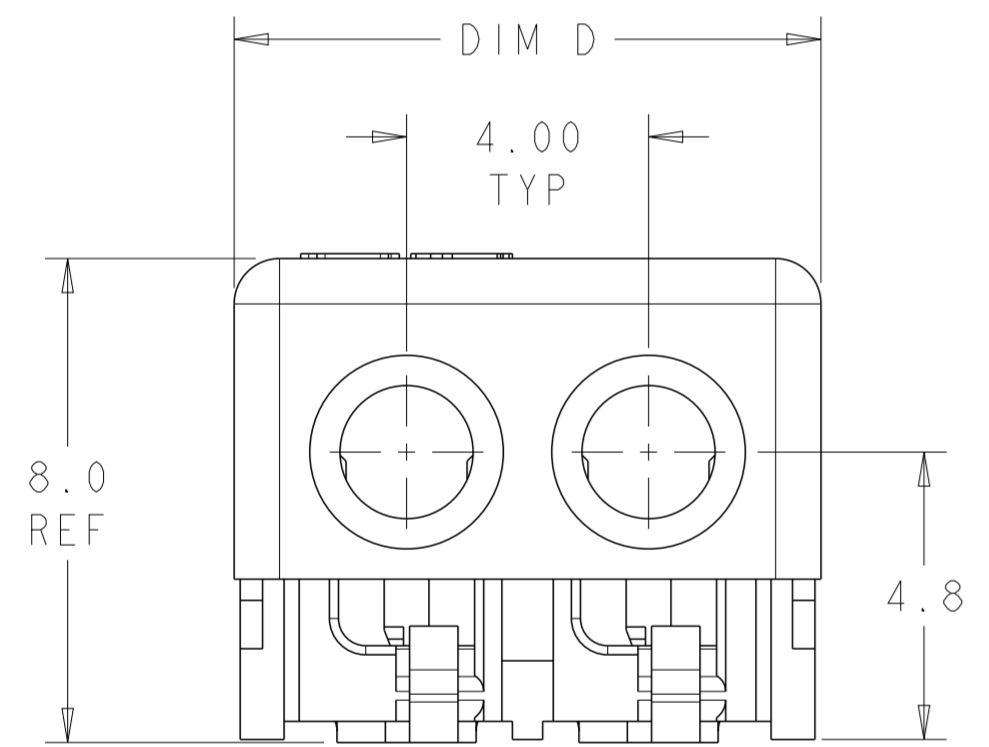
THIS DRAWING IS UNPUBLISHED. RELEASED FOR PUBLICATION 20
 © COPYRIGHT 20 BY - ALL RIGHTS RESERVED.

LOC	DIST	REVISIONS					
CM	00	P	LTR	DESCRIPTION	DATE	DWN	APVD
		A		REVISED PER ECR-1025509	15DEC2010	HMR	DD
		A1		REVISED PER ECR-12-003555	19APR2012	RS	DD
		A2		REVISED PER ECR-12-016877	20OCT2012	RS	DD

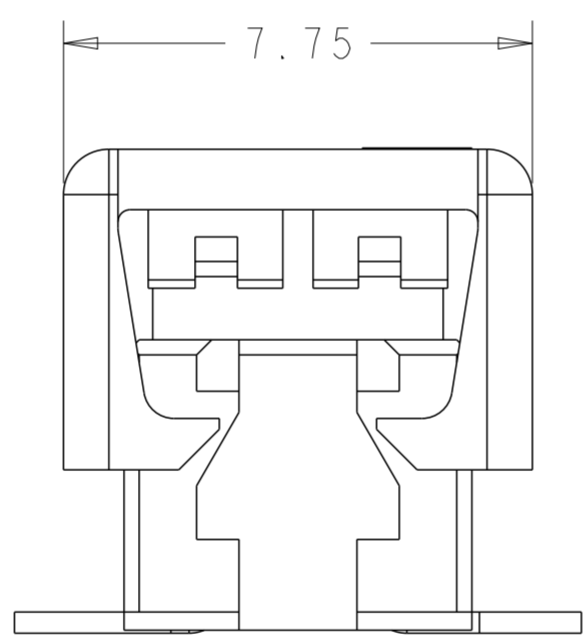


1. MATERIALS AND FINISH:
 - HOUSING: LCP, COLOR: NATURAL
 - CONTACTS: COPPER ALLOY, FINISH: Sn OVER Ni
2. COMPLY WITH DIRECTIVE 2002/95/EC (ROHS).
3. 18-22AWG SOLID OR STRANDED WIRE, PRE-BONDED, 19 STRANDS OR LESS:
 18AWG MAX INSULATION OD: 2.20
 20AWG MAX INSULATION OD: 1.90
 22AWG MAX INSULATION OD: 1.70
 24AWG MAX INSULATION OD: 1.45
4. PACKAGE IN TAPE AND REEL PER EIA-481 SPECIFICATION, EXCEPT 1 POSITION CONNECTOR.

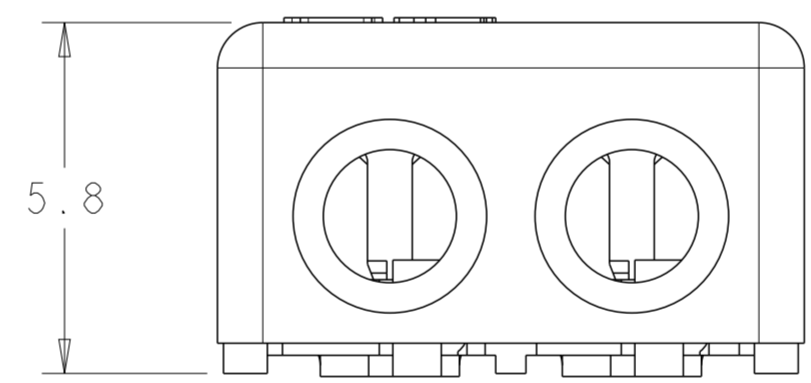
5. WIRE SIZE MARKING IN APPROXIMATE LOCATION SHOWN.
6. DATUMS AND BASIC DIMENSIONS ESTABLISHED BY CUSTOMER.
7. COLOR CODE MARKING, STRAIGHT LINE.
8. 1 POSITION ASSEMBLY DOES NOT COMPLY WITH EIA 481 SPECIFICATION.



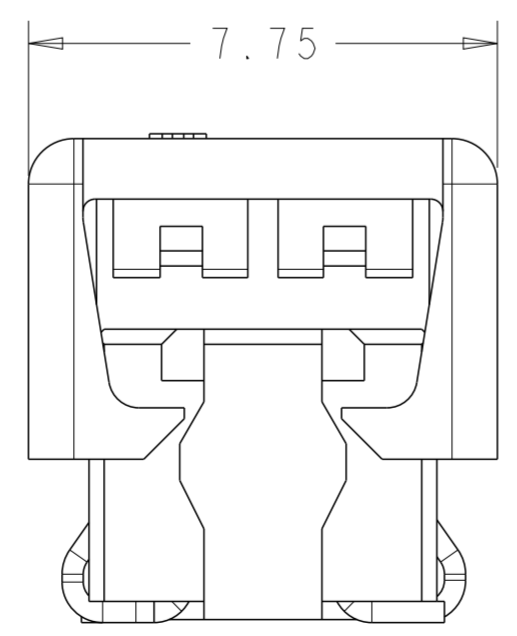
2 POSITION SHOWN AS SHIPPED



FOR 1 POSITION ONLY



2 POSITION SHOWN CLOSED SCALE 8:1



FOR 2, 3 AND 4 POSITIONS

COLOR CODE	DIM D	WIRE SIZE	POSN	PART NUMBER
RED	17.70	24 AWG	4	3-2106431-4
	13.70	24 AWG	3	3-2106431-3
	9.70	24 AWG	2	3-2106431-2
	5.70	24 AWG	1	8 3-2106431-1
GREEN	17.70	22 AWG	4	2-2106431-4
	13.70	22 AWG	3	2-2106431-3
	9.70	22 AWG	2	2-2106431-2
	5.70	22 AWG	1	8 2-2106431-1
BLUE	17.70	20 AWG	4	1-2106431-4
	13.70	20 AWG	3	1-2106431-3
	9.70	20 AWG	2	1-2106431-2
	5.70	20 AWG	1	8 1-2106431-1
YELLOW	17.70	18 AWG	4	2106431-4
	13.70	18 AWG	3	2106431-3
	9.70	18 AWG	2	2106431-2
	5.70	18 AWG	1	8 2106431-1

THIS DRAWING IS A CONTROLLED DOCUMENT. DWN C DAILY 09DEC2008
 CHK J DYER 09DEC2008

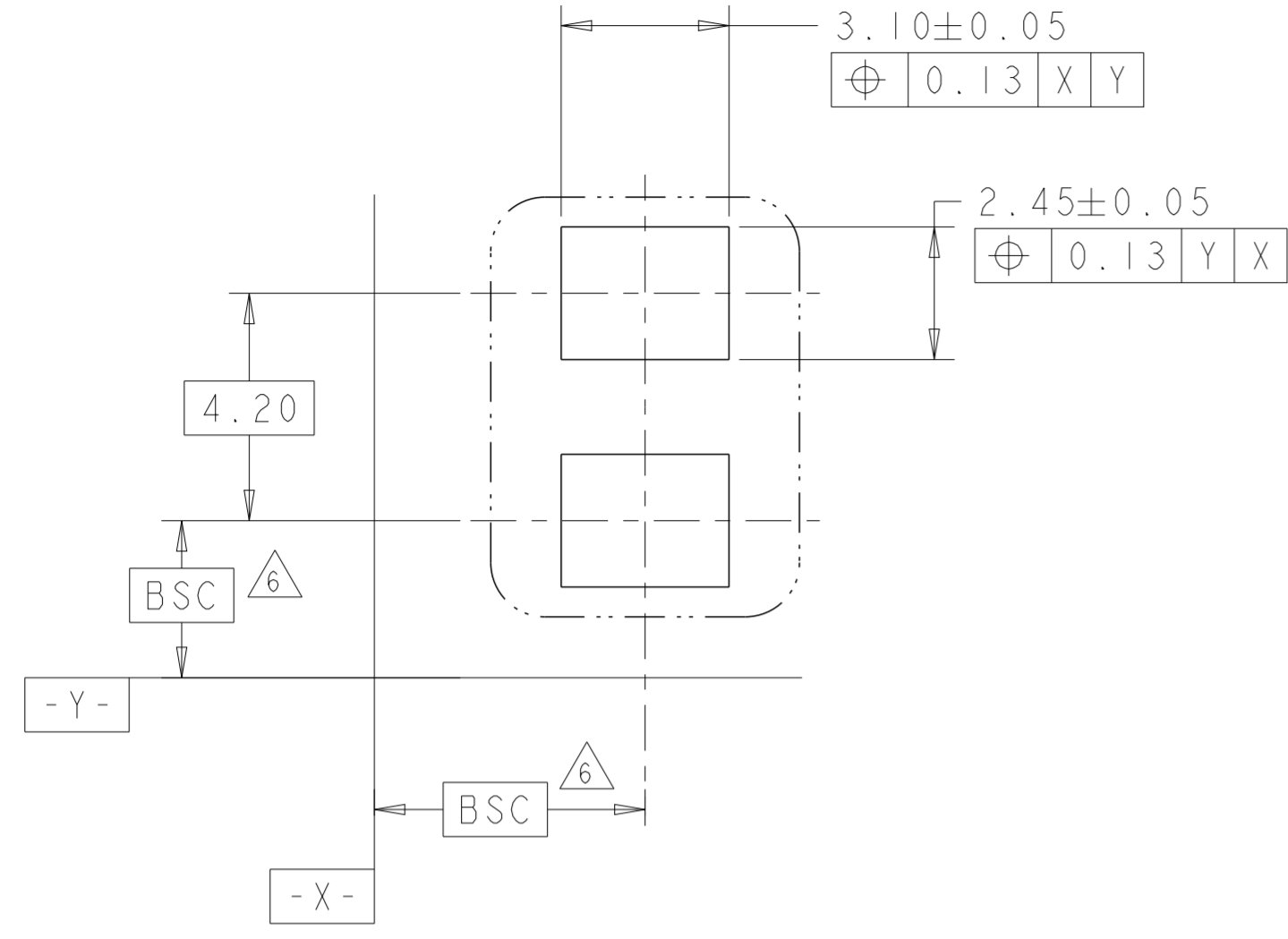
STE TE Connectivity

ASSEMBLY, IDC SSL CONNECTOR, SMT, PASS THRU

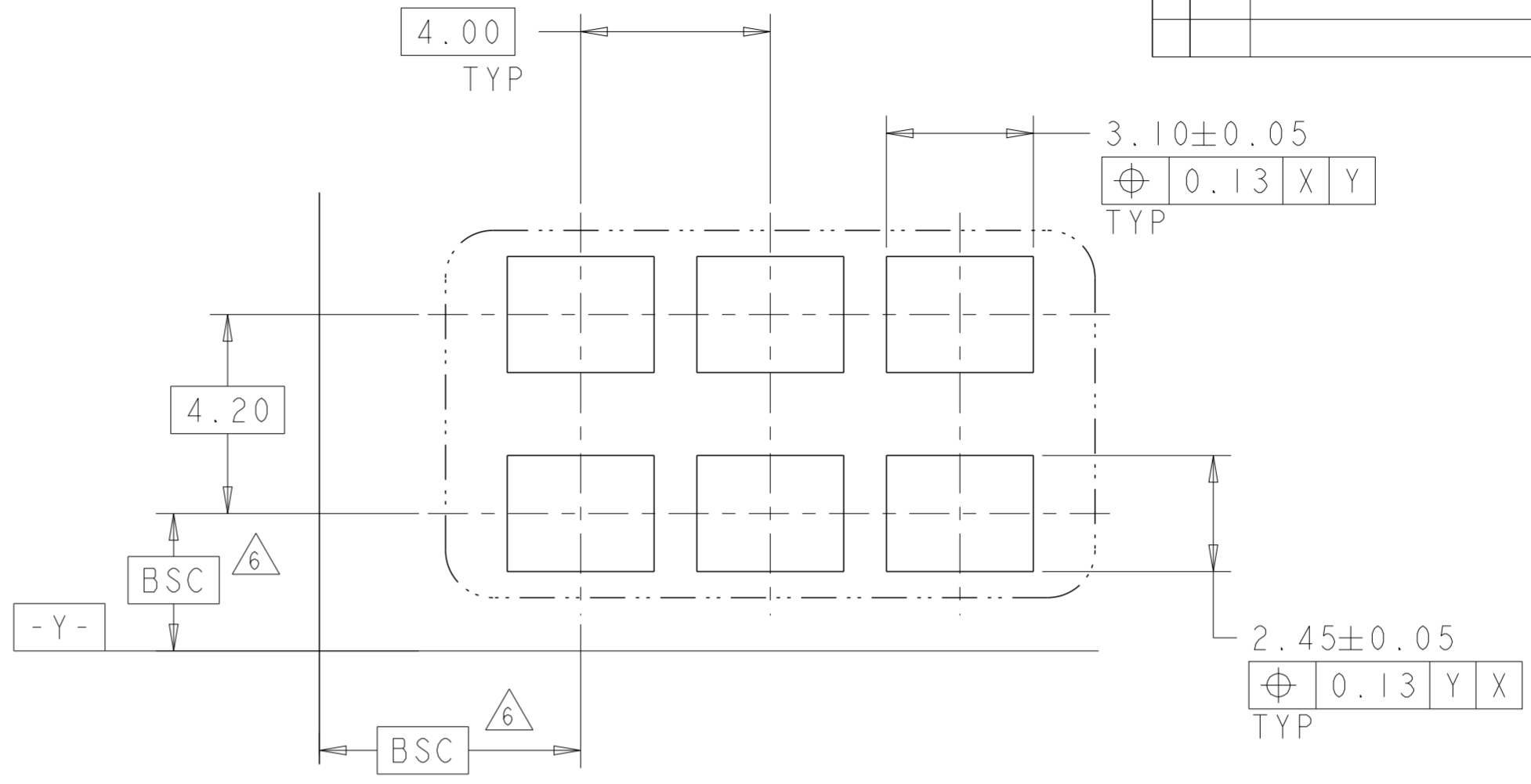
DIMENSIONS: mm	TOLERANCES UNLESS OTHERWISE SPECIFIED:	PRODUCT SPEC 108-2404	SIZE A2	CAGE CODE 00779	DRAWING NO C-2106431	RESTRICTED TO
0 PLC ±	1 PLC ±0.5	APPLICATION SPEC 114-13266	SCALE 6:1	SHEET 1	OF 3	REV A2
2 PLC ±0.13	3 PLC ±	WEIGHT -	Customer Drawing			
4 PLC ±	ANGLES ±					
FINISH						

THIS DRAWING IS UNPUBLISHED. RELEASED FOR PUBLICATION 20
 © COPYRIGHT 20 BY - ALL RIGHTS RESERVED.

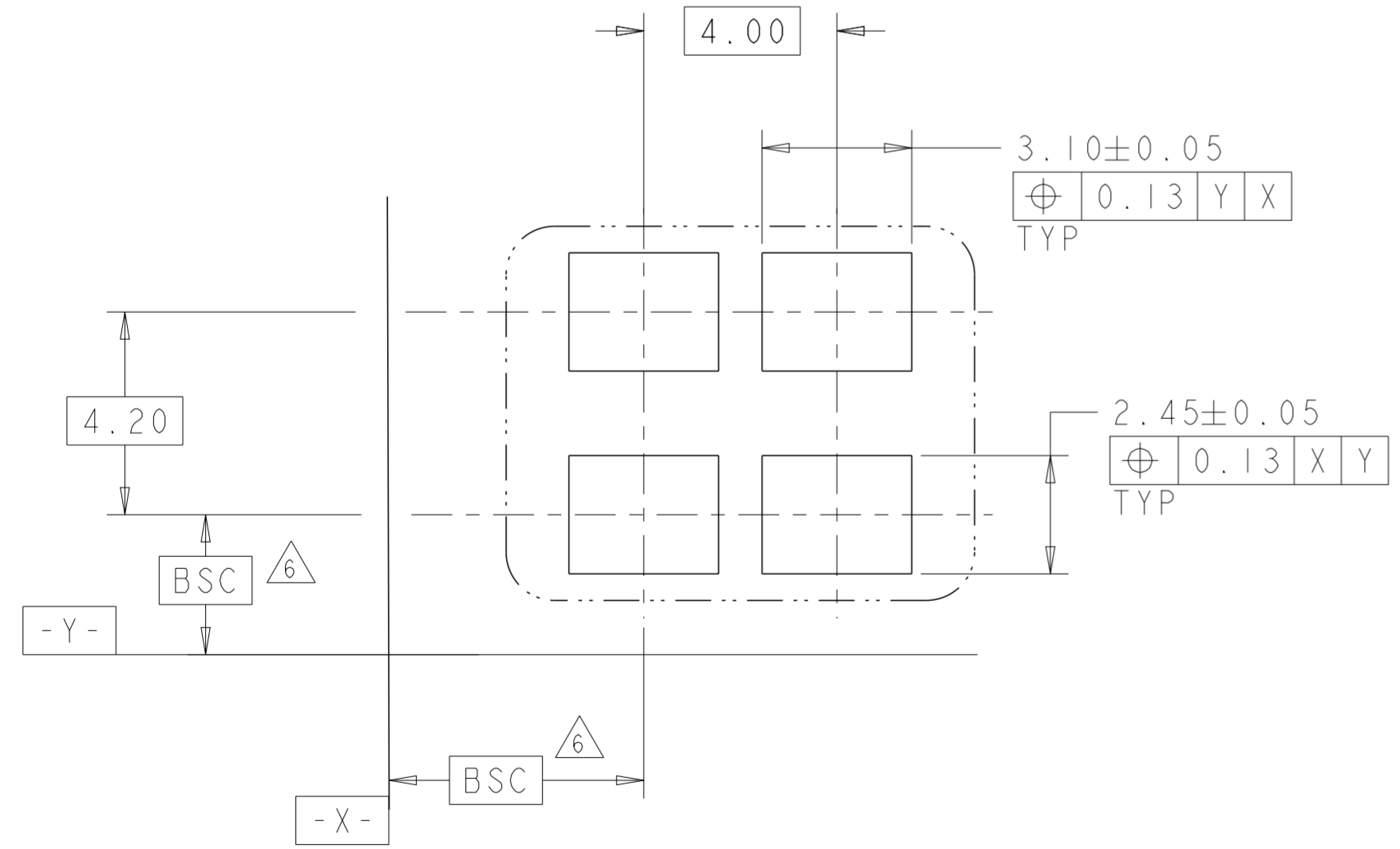
LOC	DIST	REVISIONS			
P	LTR	DESCRIPTION	DATE	DWN	APVD
CM	00	SEE SHEET 1	-	-	-



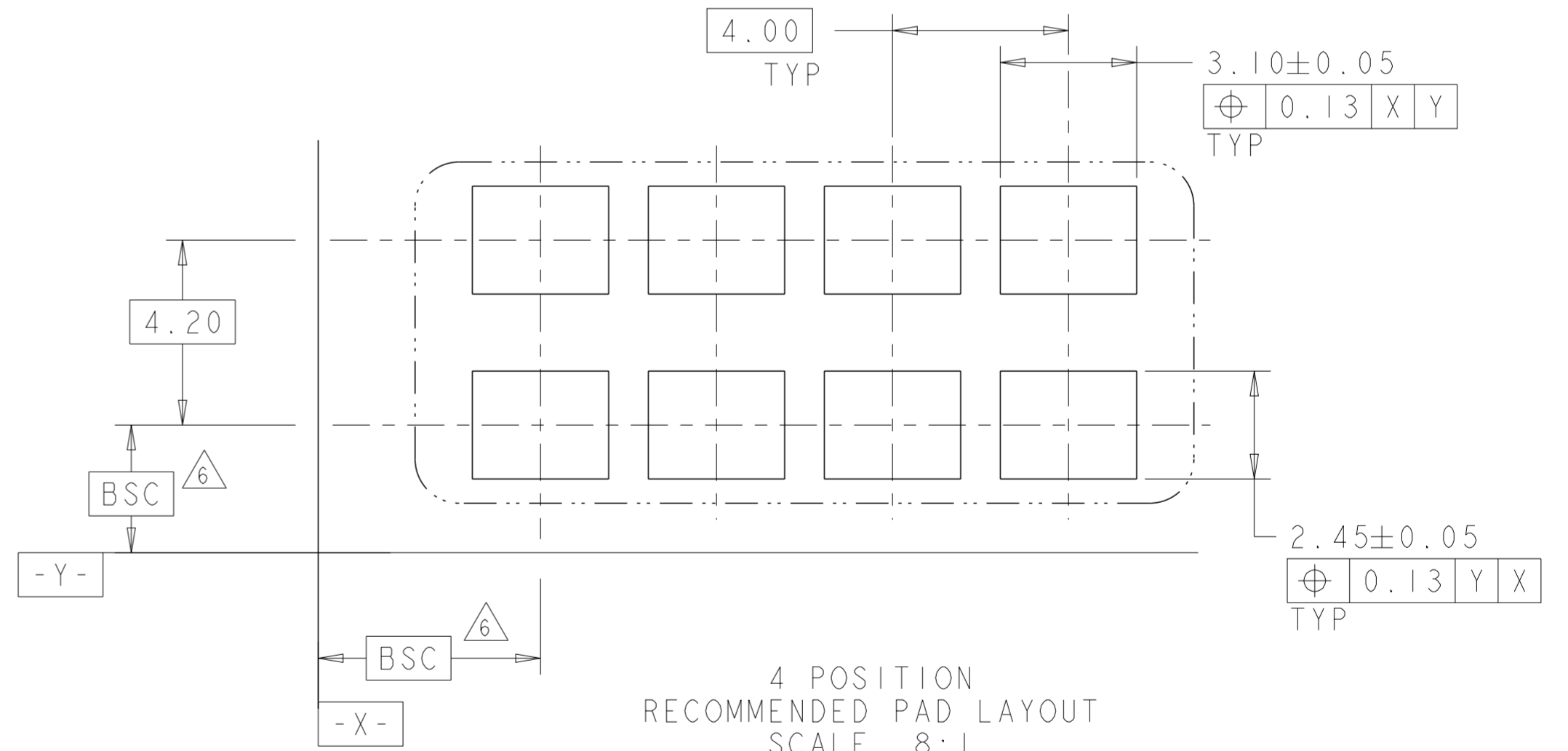
1 POSITION
RECOMMENDED PAD LAYOUT
SCALE 8:1



3 POSITION
RECOMMENDED PAD LAYOUT
SCALE 8:1



2 POSITION
RECOMMENDED PAD LAYOUT
SCALE 8:1

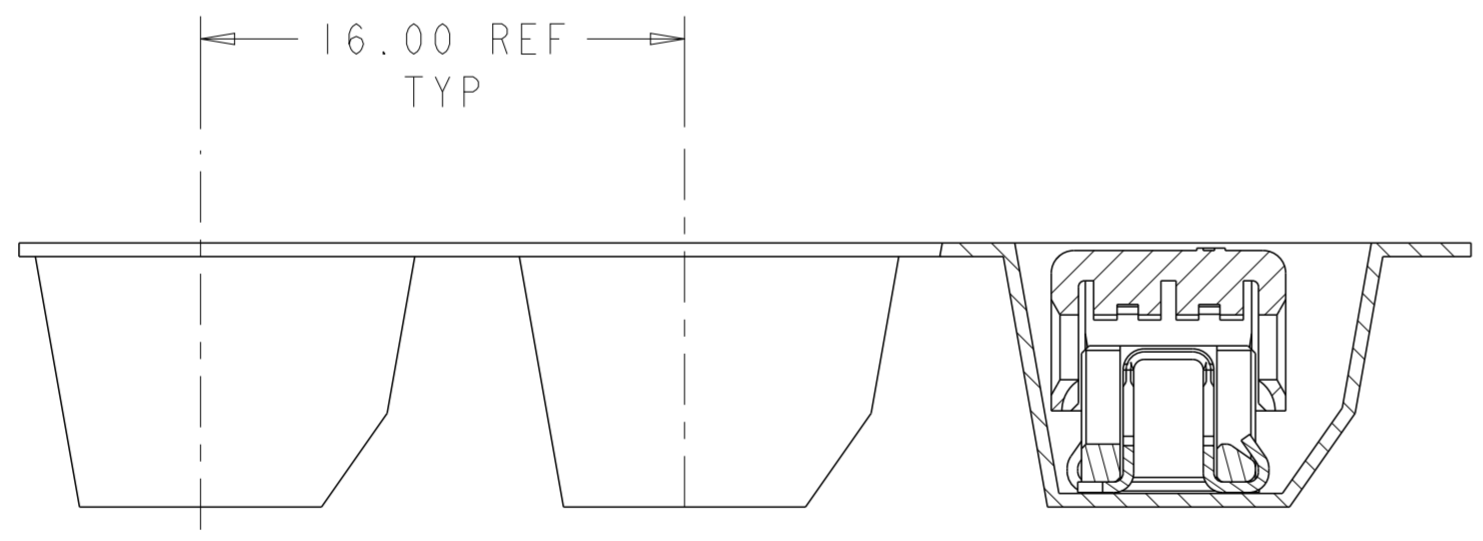
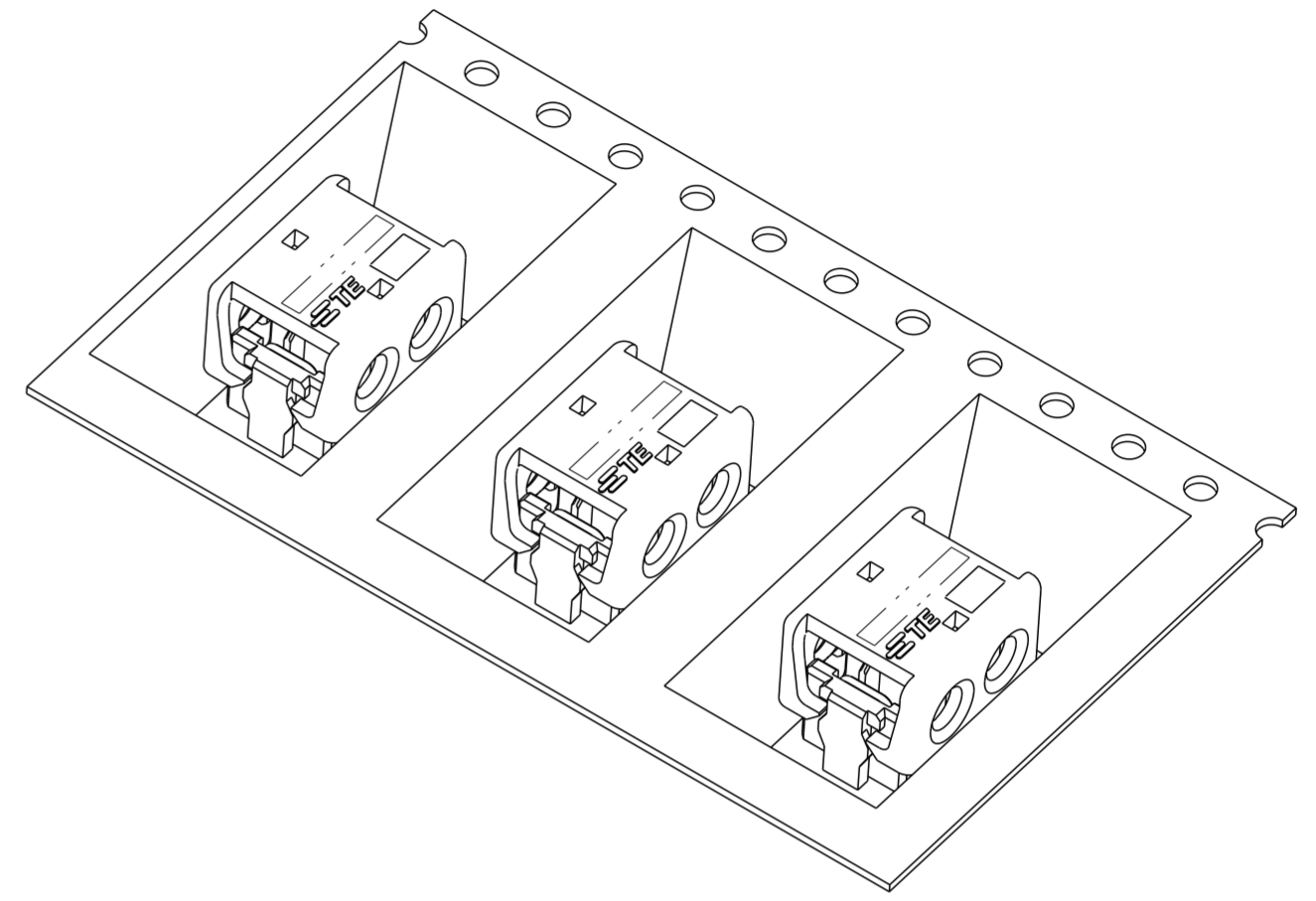
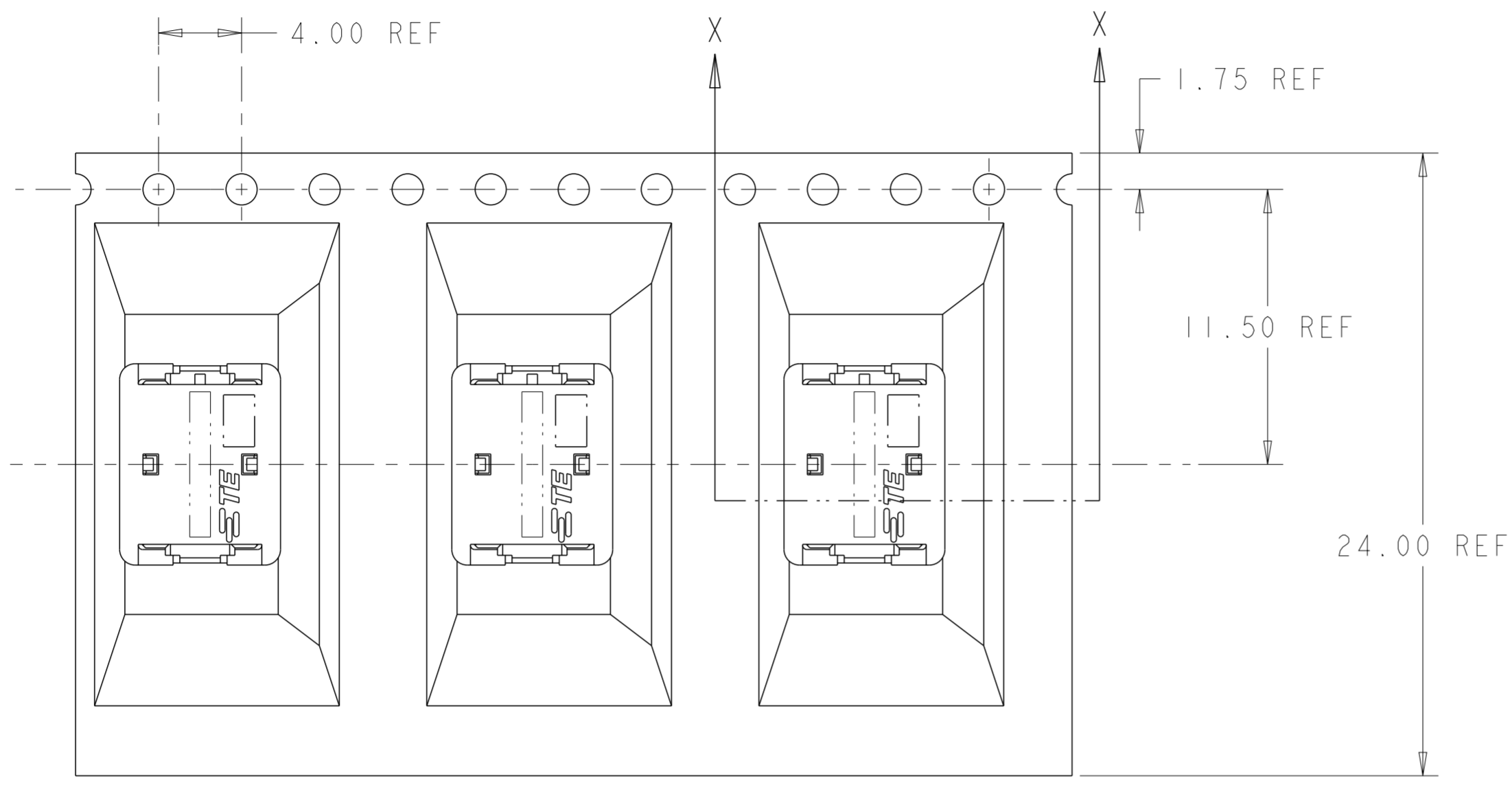


4 POSITION
RECOMMENDED PAD LAYOUT
SCALE 8:1

THIS DRAWING IS A CONTROLLED DOCUMENT.		DWN C DAILY 09DEC2008	TE Connectivity	
		CHK J DYER 09DEC2008		
DIMENSIONS:	TOLERANCES UNLESS OTHERWISE SPECIFIED:	APVD	NAME	
mm	0 PLC ±0.5 1 PLC ±0.5 2 PLC ±0.13 3 PLC ± 4 PLC ± ANGLES ± FINISH	PRODUCT SPEC 108-2404	ASSEMBLY, IDC SSL CONNECTOR, SMT, PASS THRU	
MATERIAL		APPLICATION SPEC 114-13266	SIZE A2	CAGE CODE 00779
		WEIGHT	DRAWING NO C-2106431	RESTRICTED TO
		Customer Drawing	SCALE 6:1	SHEET 2 OF 3 REV A2

THIS DRAWING IS UNPUBLISHED. RELEASED FOR PUBLICATION 20
 © COPYRIGHT 20 BY - ALL RIGHTS RESERVED.

LOC	DIST	REVISIONS					
CM	00	P	LTR	DESCRIPTION	DATE	DWN	APVD
		-		SEE SHEET 1	-	-	-



SECTION X-X

2106431-2 SHOWN IN POCKET TAPE

THIS DRAWING IS A CONTROLLED DOCUMENT.		DWN C DAILY 09DEC2008	STE TE Connectivity	
		CHK J DYER 09DEC2008		
DIMENSIONS:	TOLERANCES UNLESS OTHERWISE SPECIFIED:	APVD -	NAME ASSEMBLY, IDC SSL CONNECTOR, SMT, PASS THRU	
mm	0 PLC ± 1 PLC ±0.5 2 PLC ±0.13 3 PLC ± 4 PLC ±	PRODUCT SPEC 108-2404	SIZE A200779	CAGE CODE C-2106431
MATERIAL	FINISH	APPLICATION SPEC 114-13266	DRAWING NO	RESTRICTED TO
-	-	WEIGHT -	Customer Drawing	SCALE 6:1 SHEET 3 OF 3 REV A2