

# Wire to Board Connectors

## CT (Common Termination) Connector System

### Post Header Assemblies (For MT and Crimp Type)

#### DIP Box Type (Cont'd)

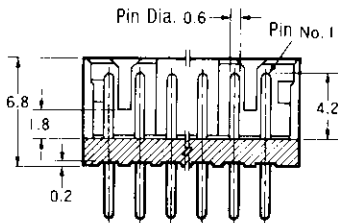
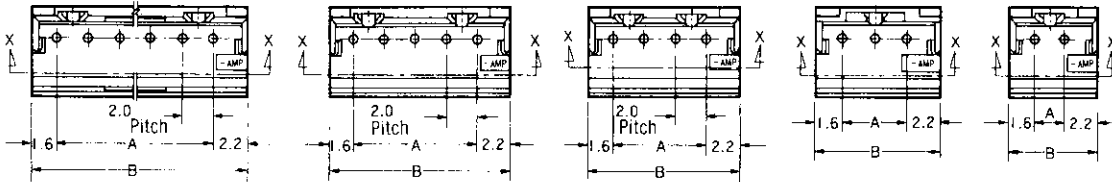
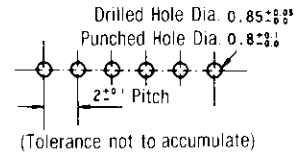
#### Vertical Mount Type Without Kink/ With Kink

#### Material and Finish :

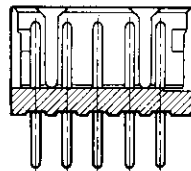
Housing—UL94V-0 rated,  
6/6 Nylon, natural color  
Post Contact—Pre-tinned  
brass

#### PC Board Layout

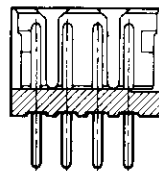
(Acceptable board thickness:  
0.8~1.6mm)



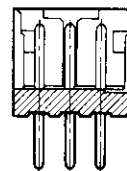
6~15 Positions  
(Section X-X)



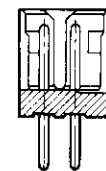
5 Position  
(Section X-X)



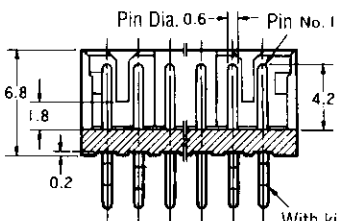
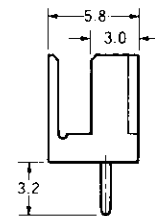
4 Position  
(Section X-X)



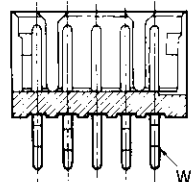
3 Position  
(Section X-X)



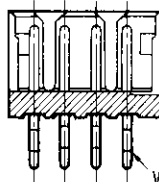
2 Position  
(Section X-X)



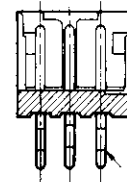
6~15 Positions  
(Section X-X)  
With kink  
both side  
(4 Place)



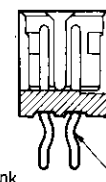
5 Position  
(Section X-X)  
With kink  
(4 Place)



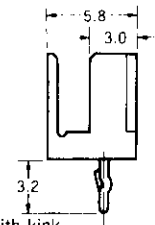
4 Position  
(Section X-X)  
With kink  
(4 Place)



3 Position  
(Section X-X)  
With kink  
(3 Place)



2 Position  
(Section X-X)  
With kink  
(2 Place)



4

No. of Pos.	Dimensions		Part Number of Post Header Assembly*			
	A	B	Without Kink		With Kink	
			Loose Piece	Loose Piece	Tube	ea.
2	2.0	5.8	292133-2	292132-2	292165-2	80
3	4.0	7.8	292133-3	292132-3	292165-3	60
4	6.0	9.8	292133-4	292132-4	292165-4	45
5	8.0	11.8	292133-5	292132-5	292165-5	40
6	10.0	13.8	292133-6	292132-6	292165-6	30
7	12.0	15.8	292133-7	292132-7	292165-7	30
8	14.0	17.8	292133-8	292132-8	292165-8	25
9	16.0	19.8	292133-9	292132-9	292165-9	20
10	18.0	21.8	1-292133-0	1-292132-0	1-292165-0	20
11	20.0	23.8	1-292133-1	1-292132-1	1-292165-1	20
12	22.0	25.8	1-292133-2	1-292132-2	1-292165-2	15
13	24.0	27.8	1-292133-3	1-292132-3	1-292165-3	15
14	26.0	29.8	1-292133-4	1-292132-4	1-292165-4	15
15	28.0	31.8	1-292133-5	1-292132-5	1-292165-5	15

\* The color of housing is natural. Other colors available include blue, yellow and black.  
For details contact our Sales Department.