
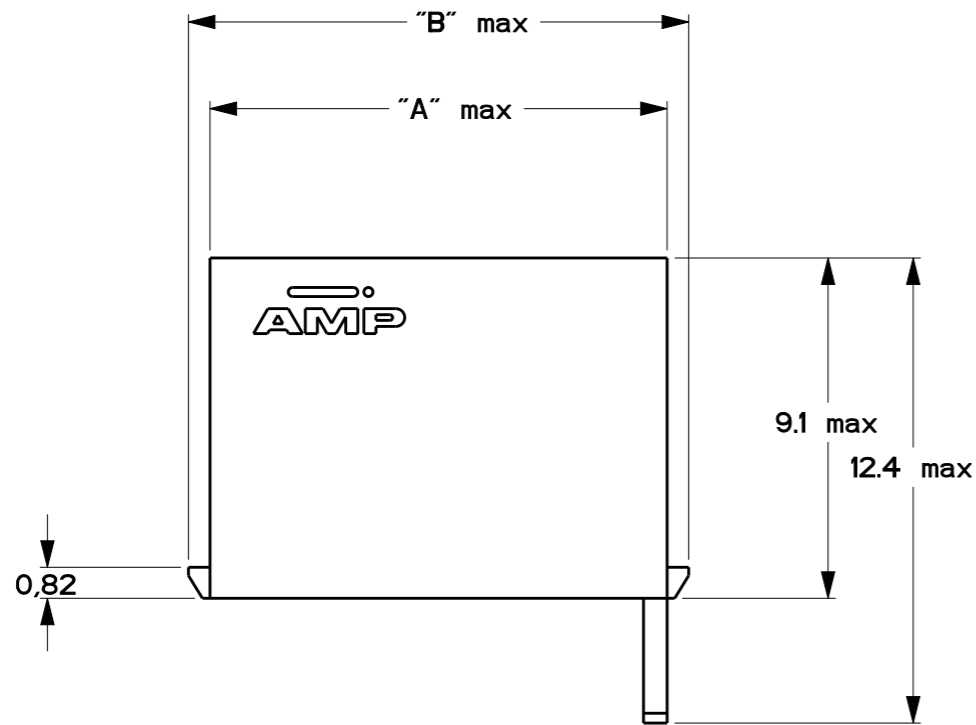
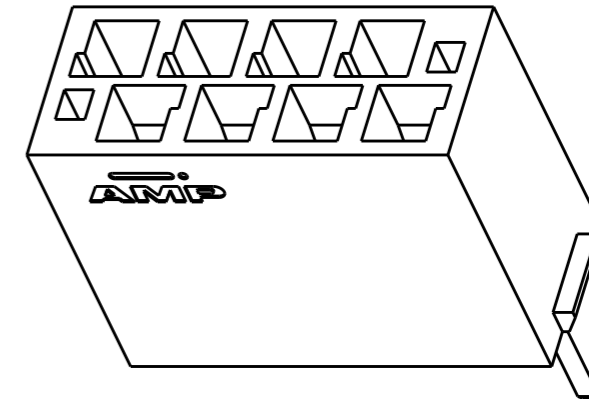
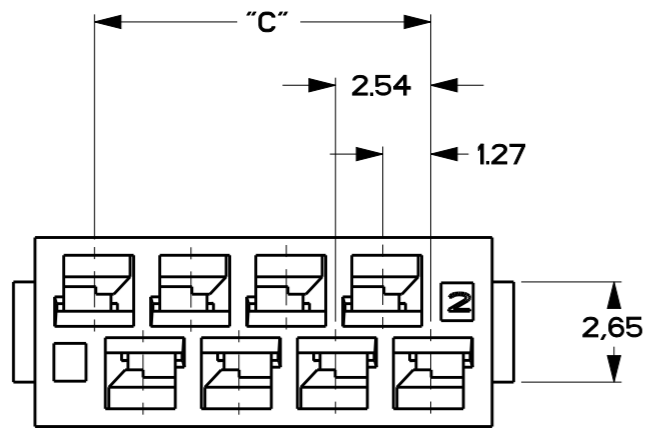


THIS DRAWING IS UNPUBLISHED. RELEASED FOR PUBLICATION
 © COPYRIGHT 1997 BY - ALL RIGHTS RESERVED.

LOC	DIST	REVISIONS					
H	-	P	LTR	DESCRIPTION	DATE	DWN	APVD
			C	CAVITY NUMBERING REMOVED	14MAY2013	KJK	RP



POLARIZATION PIN

NUMBER OF POSITIONS	PARTNUMBER	DIM "A" max	DIM "B" max	DIM C	PCS PER BOX
4	0-338095-4	7.2	8.4	3.81	900
6	0-338095-6	9.8	10.9	6.35	700
8	0-338095-8	12.3	13.5	8.89	500
10	1-338095-0	14.9	16.0	11.43	450
12	1-338095-2	17.4	18.5	13.97	400
14	1-338095-4	19.9	21.1	16.51	350
16	1-338095-6	22.5	23.6	19.05	300
18	1-338095-8	25.0	26.2	21.59	250
20	2-338095-0	27.6	28.7	24.13	200

NOTES:

- 1 8 POSITIONS AS SHOWN.
- 2 CAVITY NUMBERING
- 3 FOR APPLICABLE CRIMP-ON SNAP-IN CONTACTS SEE C-338096 AND C-338097.
- 4. CONTACT POS. 1 CAN BE CHOSEN FROM THE POLARIZATION PIN SIDE

THIS DRAWING IS A CONTROLLED DOCUMENT.		DWN H.v.DELFT 20NOV96	TE Connectivity	
DIMENSIONS: mm		CHK H.v.DELFT 20NOV96		
TOLERANCES UNLESS OTHERWISE SPECIFIED:		APVD -	NAME MICRO MATCH COSI HOUSING	
0 PLC ±0,2 1 PLC ±0,1 2 PLC ±0,05 3 PLC ±0,01 4 PLC ± ANGLES ±		PRODUCT SPEC 108-19052	SIZE A3	
MATERIAL GLASSFILLED POYESTER		APPLICATION SPEC 114-19051	CAGE CODE 00779	DRAWING NO C-338095
FINISH -		WEIGHT -	RESTRICTED TO -	
		CUSTOMER DRAWING	SCALE 5:1	SHEET 1 OF 1 REV C