THIS DRAWING IS UNPUBLISHED. RELEASED FOR PUBLICATION
© COPYRIGHT ALL RIGHTS RESERVED.

LOC	DIST
J	ZDI

REVISIONS 変更

P	LTR	DESCRIPTION	DATE	DWN	APVD
	B1	REVISED PER ECO-11-005030	24MAR11	RK	HMR
	C	REVISE PER ECR-14-001819	11FEB14	E.C	H.M

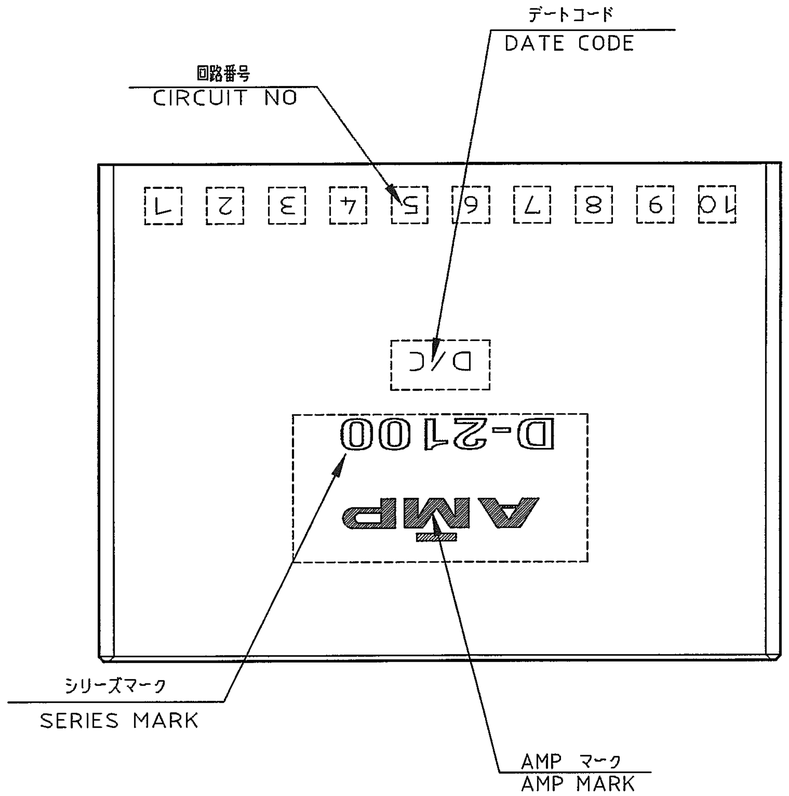

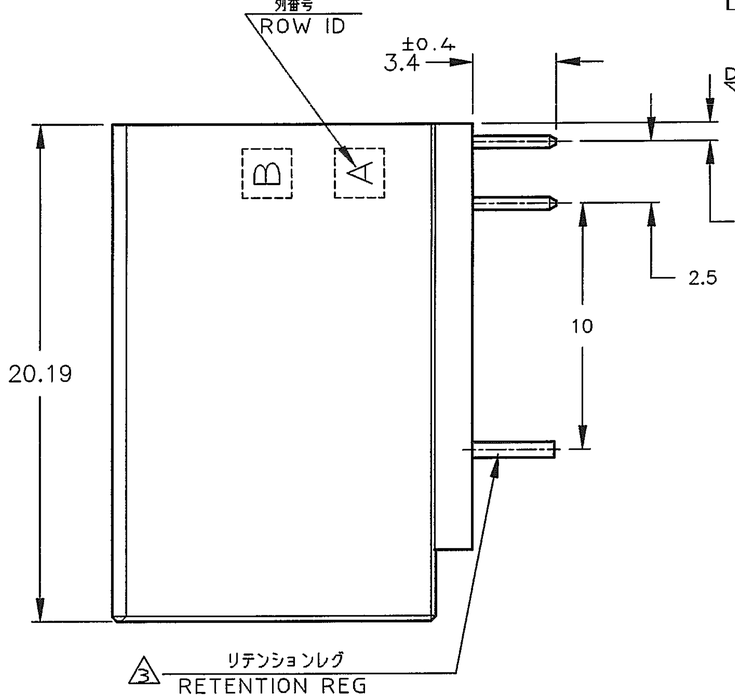

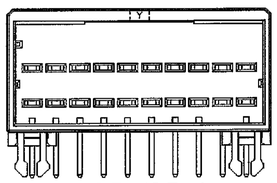

1376137-2
(KEYING Y)
SCALE : 2-1

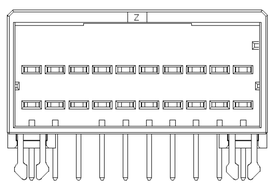

1376137-3
(KEYING Z)
SCALE : 2-1

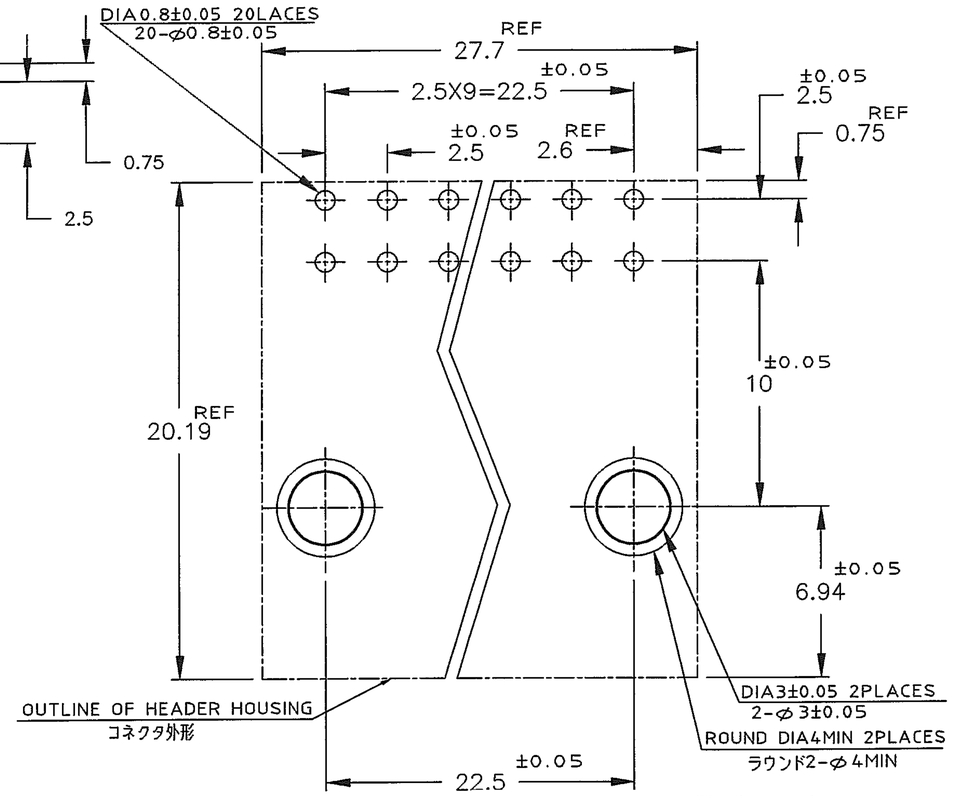

推奨基板取付け穴寸法 (公差: ±0.05)

PC 基板厚:1.6±0.3
(コネクタ搭載面)

RECOMENDED PC BOARD HOLE PATTERN(TOL:±0.05)

PC BOARD THICKNESS:1.6± 0.3
(CONNECTOR MOUNT SIDE)

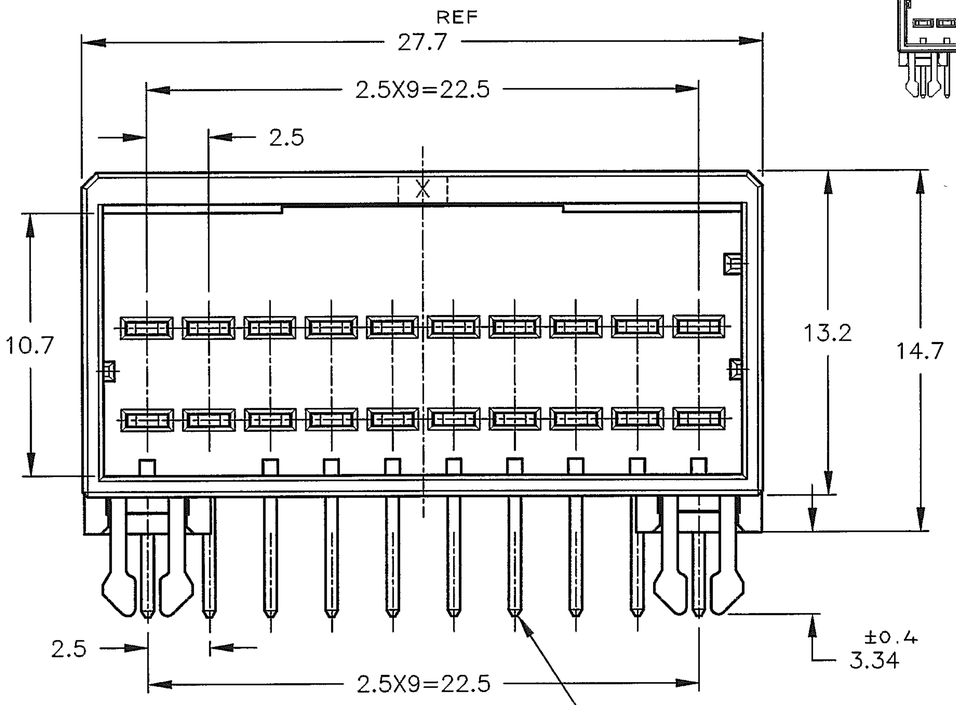

1376137-1
(KEYING X)

NOTES
1. MATERIAL:HOUSING:GLASS FILED THERMO PLASTIC ,POLYESTER(94V-0),COLOR:BLACK
TAB CONTACT:COPPER ALLOY
RETENTION LEG:BRASS
2. FINISH(CONTACT AREA):0.38μmMIN GOLD PLATING OVER Ni PLATING
3. FINISH(RETENTION LEG): TIN PLATED (CONTACT TAIL) OVER NICKEL

注記
1. 材料: ハウジング: ガラス入り熱可塑性
ポリエステル樹脂 (94V-0),色: 黒
タブ コンタクト:銅合金
リテンション レグ:黄銅
2. めっき: コンタクト: 全面Ni下地
接触部:0.38μm MIN金めっき
3. めっき: リテンションレグとコンタクト半田付部
: ニッケル下地の上にスズめっき

DIMENSIONS: 単位 特: mm	TOLERANCES UNLESS OTHERWISE SPECIFIED 一般公差 10 : ±0.3; 30 >10 : ±0.35; 100 >30 : ±0.4; ANGLE : ±3°	DWN K.IKEDA 24/FEB/'00; CHK Y.KATO 28/FEB/'00; APVD I.HASEGAWA 28/FEB/'00; PRODUCT SPEC 製品規格 108-5619; APPLICATION SPEC 取付適用規格 114-5258; WEIGHT T1	TE Connectivity
MATERIAL 材料 注記参照 SEE NOTES	FINISH 仕上 注記参照 SEE NOTES	CUSTOMER DRAWING	NAME 名称 2列 ヘッダーアセンブリー 20P (水平タイプ) DOUBLE ROW HEADER ASS'Y 20P ("H"TYPE) <DYNAMIC D-2100D>
			SIZE A3; CAGE CODE 00779; DRAWING NO 番号 C-1376137; RESTRICTED TO —
			SCALE 尺度 4-1; SHEET 1 OF 1; REV C

(CUSTOMER DRAWING) 顧客用図面