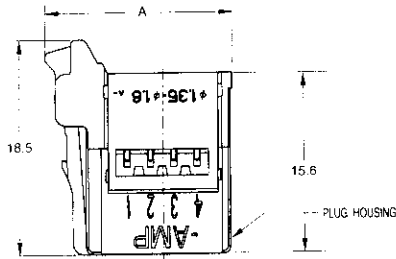


# Wire to Board Connectors RITS Interconnection System Connectors

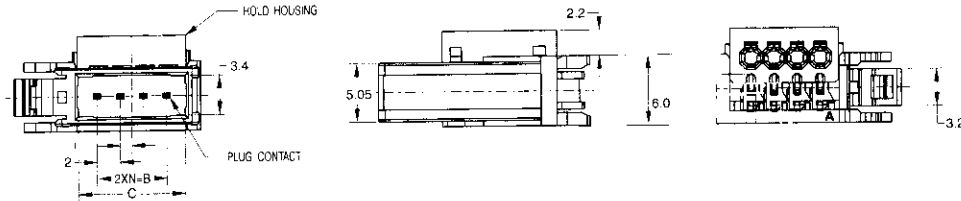
## Plug Assembly

X-1473562-X  
└─3-8 It shows position of connectors  
└─ It shows wire range



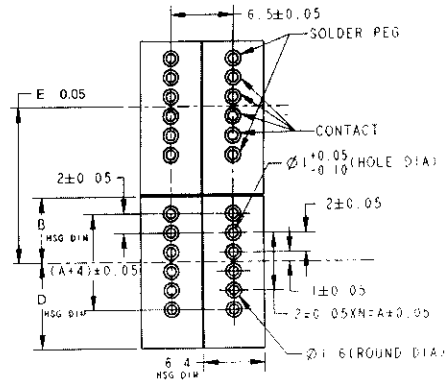
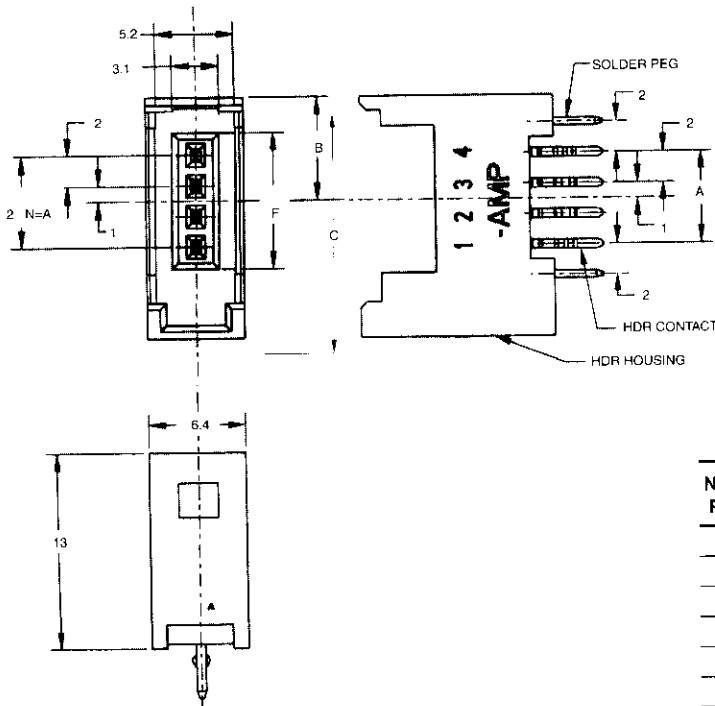
| No. of Pos. | N | Dimensions |     |      | Part Number        |             |             |             |             |
|-------------|---|------------|-----|------|--------------------|-------------|-------------|-------------|-------------|
|             |   | A          | B   | C    | Hold Housing Color |             |             |             |             |
|             |   | Yellow     | Red | Blue | Orange             | Green       |             |             |             |
| 3           | 2 | 14.1       | 4   | 7.2  | 1473562-3          | 1-1473562-3 | 2-1473562-3 | 3-1473562-3 | 4-1473562-3 |
| 4           | 3 | 16.1       | 6   | 9.2  | 1473562-4          | 1-1473562-4 | 2-1473562-4 | 3-1473562-4 | 4-1473562-4 |
| 5*          | 5 | 20.1       | 10  | 13.2 | 1473562-5          | 1-1473562-5 | 2-1473562-5 | 3-1473562-5 | 4-1473562-5 |
| 6           | 5 | 20.1       | 10  | 13.2 | 1473562-6          | 1-1473562-6 | 2-1473562-6 | 3-1473562-6 | 4-1473562-6 |
| 7*          | 7 | 24.1       | 14  | 17.2 | 1473562-7          | 1-1473562-7 | 2-1473562-7 | 3-1473562-7 | 4-1473562-7 |
| 8           | 7 | 24.1       | 14  | 17.2 | 1473562-8          | 1-1473562-8 | 2-1473562-8 | 3-1473562-8 | 4-1473562-8 |

\*The 5-position and the 7-position assemblies do not have contacts at the circuit number 6 and 8 respectively



## Board Mount Header 1 Row Type

1473565-X  
└─3-8 It shows position of connectors



PC Board Layout  
Board thickness: 1.6±0.2

| No. of Pos. | N | Dimensions |       |      |       | D  | E    | F         | Part Number |
|-------------|---|------------|-------|------|-------|----|------|-----------|-------------|
|             |   | A          | B     | C    |       |    |      |           |             |
| 3           | 2 | 4          | 5.75  | 13.8 | 8.05  | 14 | 6.9  | 1473565-3 |             |
| 4           | 3 | 6          | 6.75  | 15.8 | 9.05  | 16 | 8.9  | 1473565-4 |             |
| 5*          | 5 | 8          | 8.75  | 19.8 | 11.05 | 20 | 12.9 | 1473565-5 |             |
| 6           | 5 | 10         | 8.75  | 19.8 | 11.05 | 20 | 12.9 | 1473565-6 |             |
| 7*          | 7 | 12         | 10.75 | 23.8 | 13.05 | 24 | 16.9 | 1473565-7 |             |
| 8           | 7 | 14         | 10.75 | 23.8 | 13.05 | 24 | 16.9 | 1473565-8 |             |

\*The 5-position and the 7-position assemblies do not have contacts at the circuit number 6 and 8 respectively