

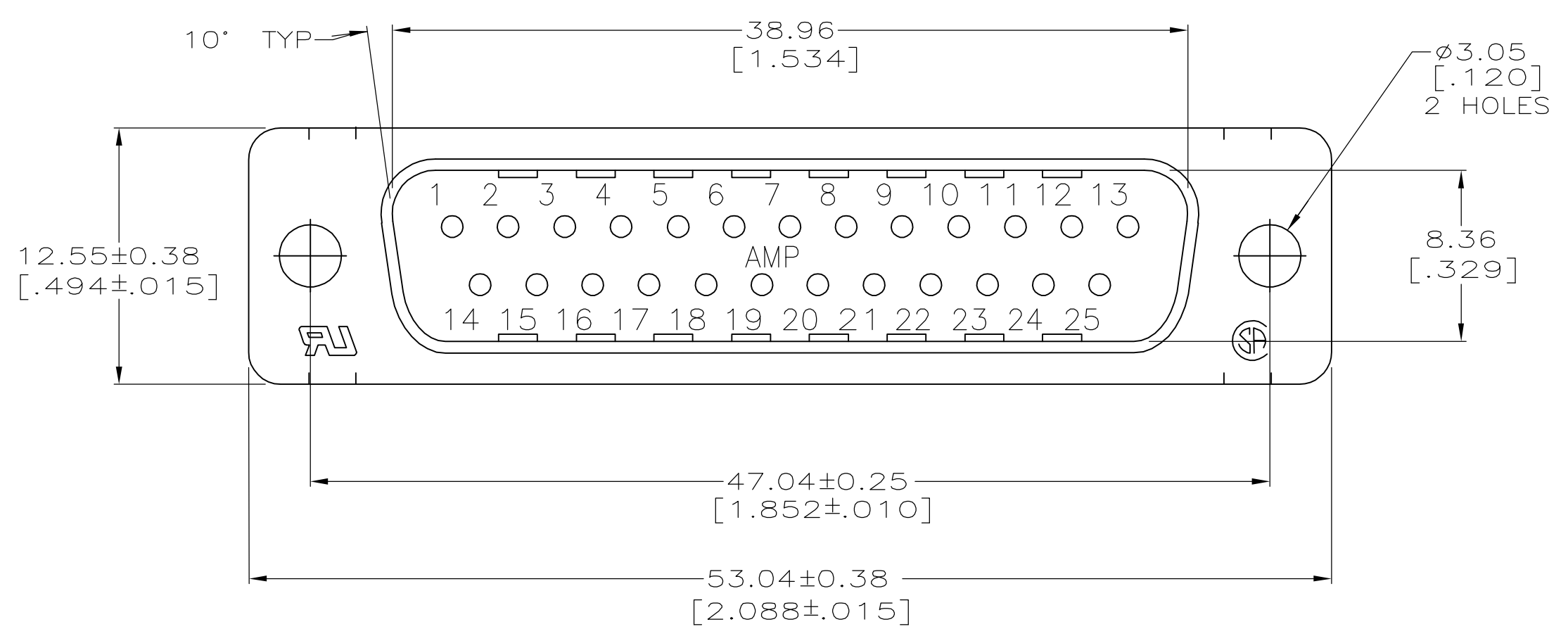
Distributed by:

**JAMECO**<sup>®</sup>  
ELECTRONICS

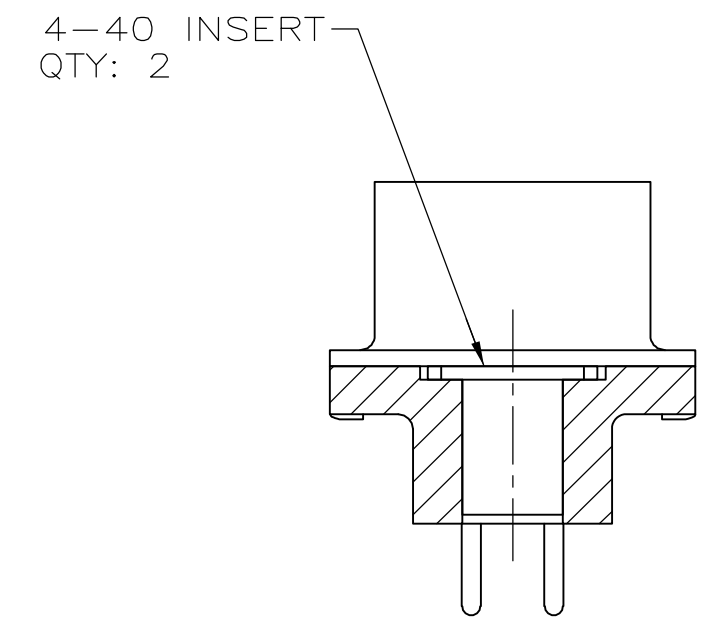
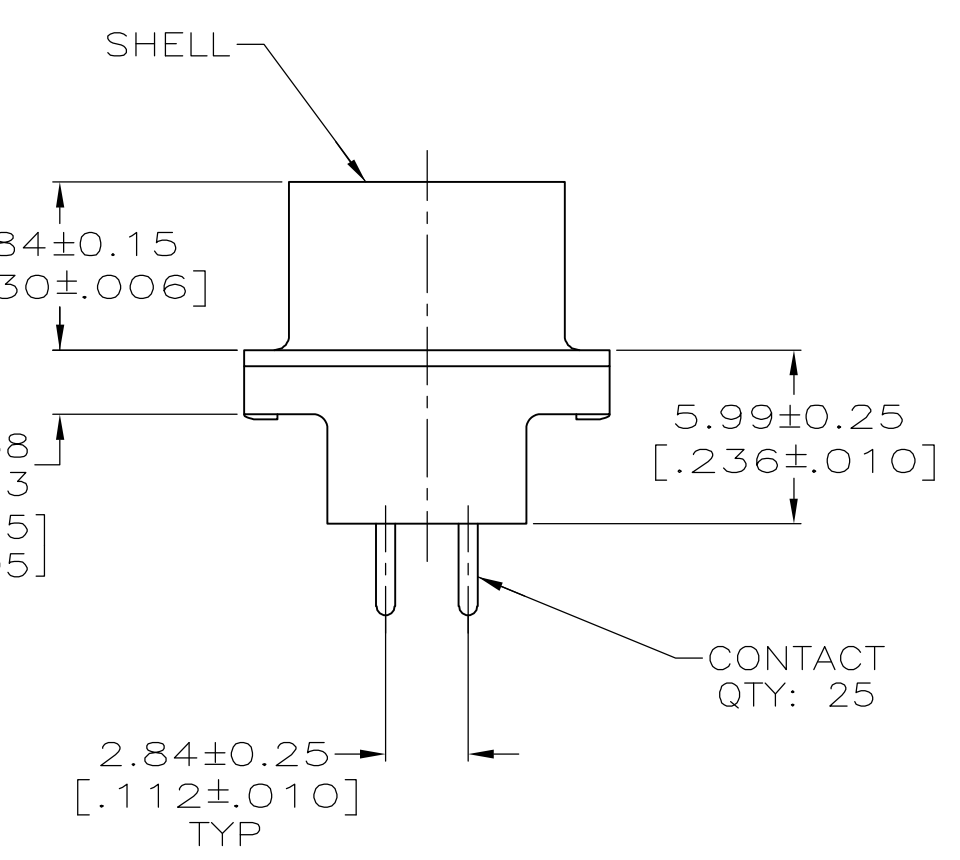
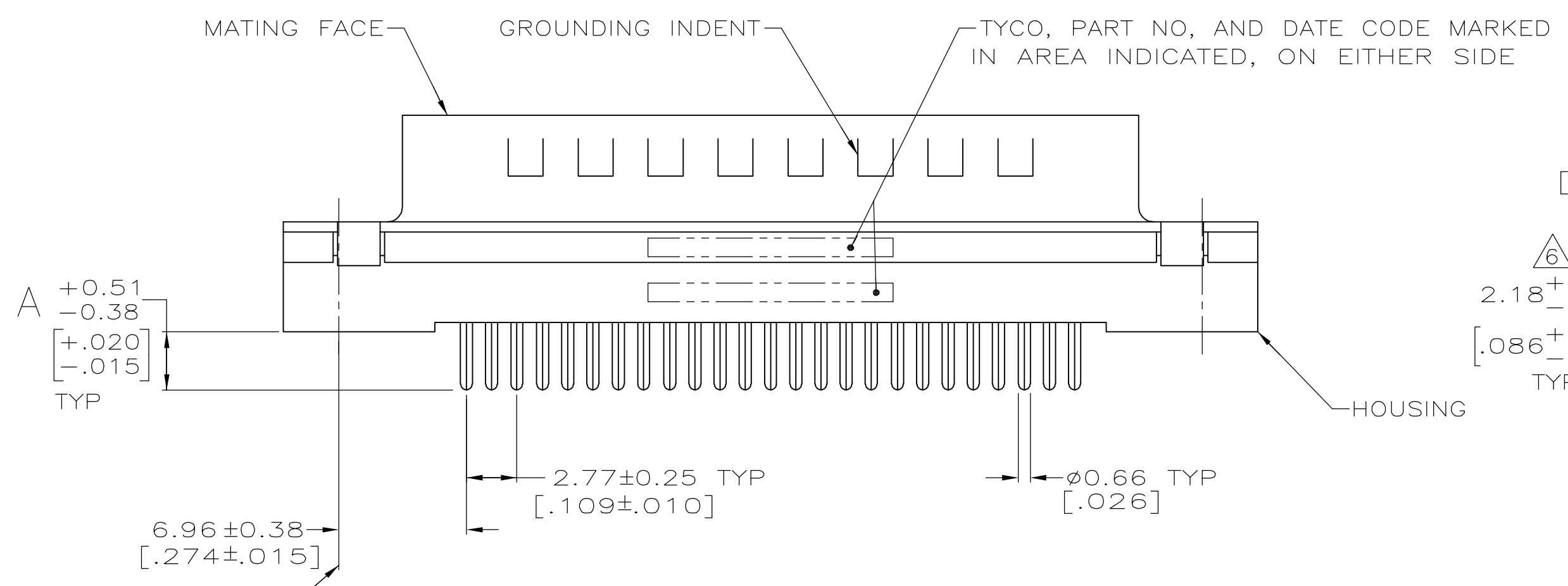
**www.Jameco.com ♦ 1-800-831-4242**

The content and copyrights of the attached  
material are the property of its owner.

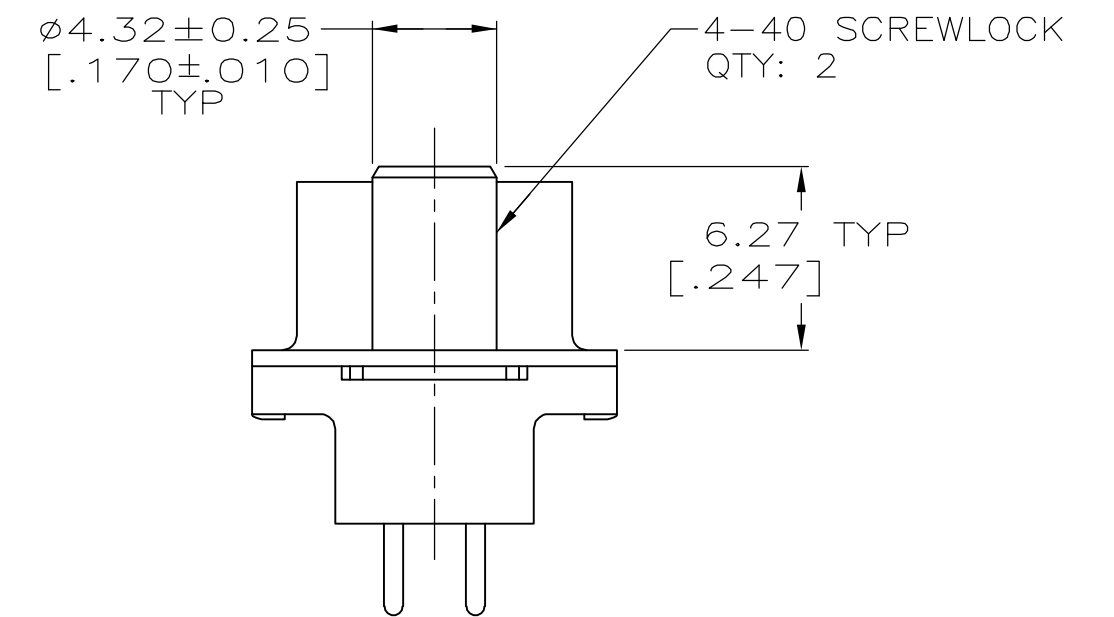
Jameco Part Number 1962391



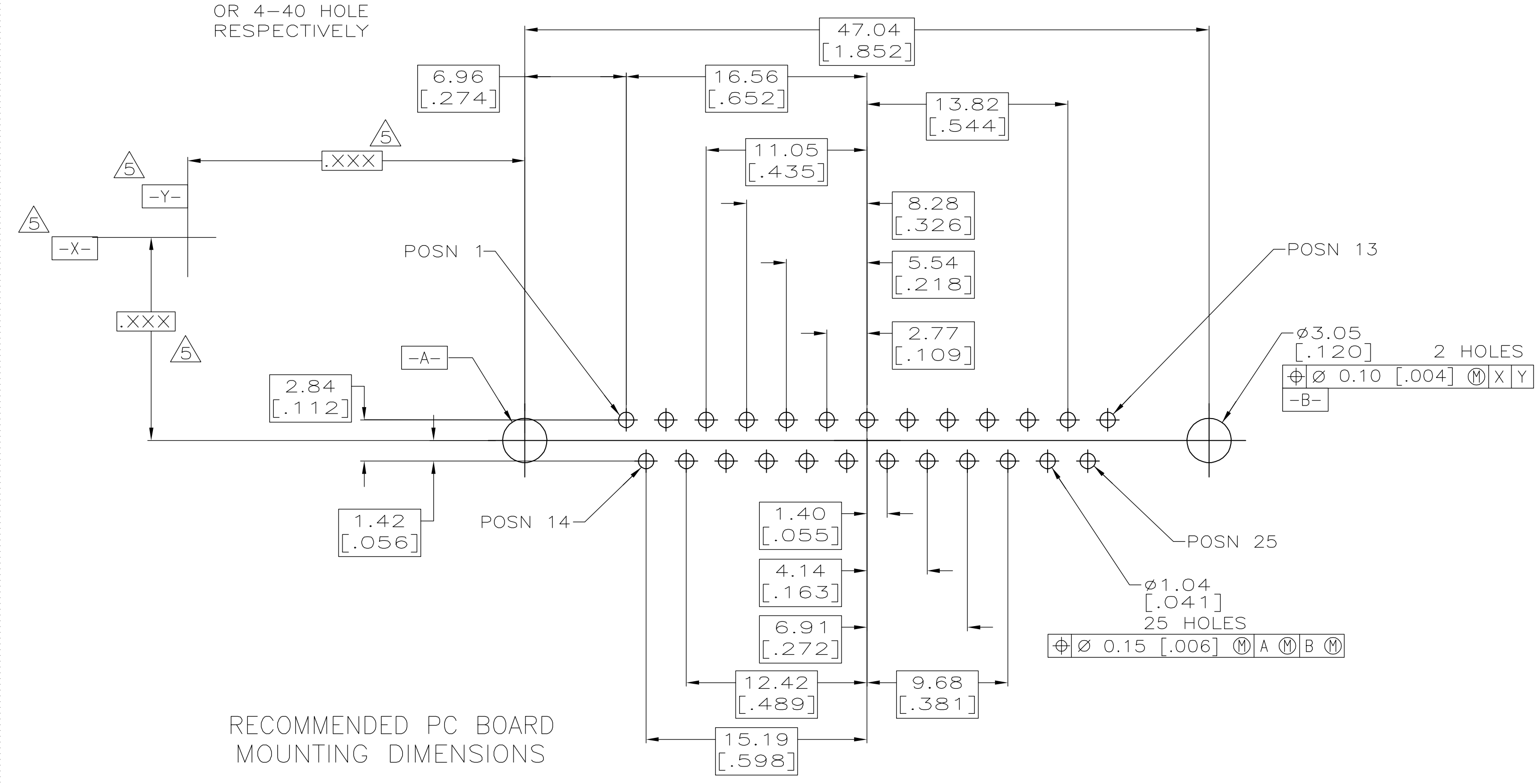
- 1 HOUSING: BLACK POLYESTER, UL 94V-0 RATED. SHELL: CARBON STEEL. CONTACTS: BRASS, INSERTS: BRASS. SCREWLOCKS: ZINC.
- 2 SHELL: 5.08μm [.000200] MIN TIN OVER 1.27μm [.000050] MIN COPPER. CONTACTS: SEE TABLE. INSERTS: UNPLATED. SCREWLOCKS: CLEAR CHROMATE.
- 3 GOLD PLATED FOR A LENGTH OF 3.81 [.150] MIN FROM MATING END, GOLD FLASH IN MATED AREA, 2.54μm [.000100] MIN TIN FOR A LENGTH OF DIMENSION A FROM OPPOSITE END, ALL OVER 1.27μm [.000050] MIN NICKEL.
- 4 GOLD PLATED FOR A LENGTH OF 3.81 [.150] FROM MATING END, 0.76μm [.000030] MIN GOLD IN MATED AREA, 2.54μm [.000100] MIN TIN FOR A LENGTH OF DIMENSION A FROM OPPOSITE END, ALL OVER 1.27μm [.000050] MIN NICKEL.
- 5 DATUMS AND BASIC DIMENSIONS ESTABLISHED BY CUSTOMER.
- 6 2.79 [.110] MAX IN SHELL TAB CLINCH AREAS.



DETAIL D



DETAIL E



RECOMMENDED PC BOARD MOUNTING DIMENSIONS

4.32 [.170]	4-40 SCREWLOCK (DETAIL E)	4	1-5745968-6
4.32 [.170]	4-40 SCREWLOCK (DETAIL E)	3	1-5745968-5
3.18 [.125]	4-40 SCREWLOCK (DETAIL E)	4	1-5745968-4
3.18 [.125]	4-40 SCREWLOCK (DETAIL E)	3	1-5745968-3
3.18 [.125]	4-40 INSERT (DETAIL D)	4	5745968-8
3.18 [.125]	4-40 INSERT (DETAIL D)	3	5745968-7
4.32 [.170]	-	4	5745968-4
3.18 [.125]	-	4	5745968-2
A	MOUNTING HARDWARE	CONTACT FINISH	PART NO

THIS DRAWING IS A CONTROLLED DOCUMENT.

DIMENSIONS: mm(INCHES)	TOLERANCES UNLESS OTHERWISE SPECIFIED:	DWN B. LATUCCA 20SEPT05	CHK J. GERACE 20SEPT05	APVD M. WALMSLEY 20SEPT05	NAME
0 PLC ± -	1 PLC ± -	2 PLC ± 0.13 [.005]	3 PLC ± -	4 PLC ± -	ANGLES ± -
MATERIAL		FINISH		PRODUCT SPEC	108-40025
				APPLICATION SPEC	114-40023
				WEIGHT	-
				SIZE	A1
				CAGE CODE	00779
				DRAWING NO	5745968
				RESTRICTED TO	-
				SCALE	4:1
				SHEET	1 OF 1
				REV	A

Customer Drawing