

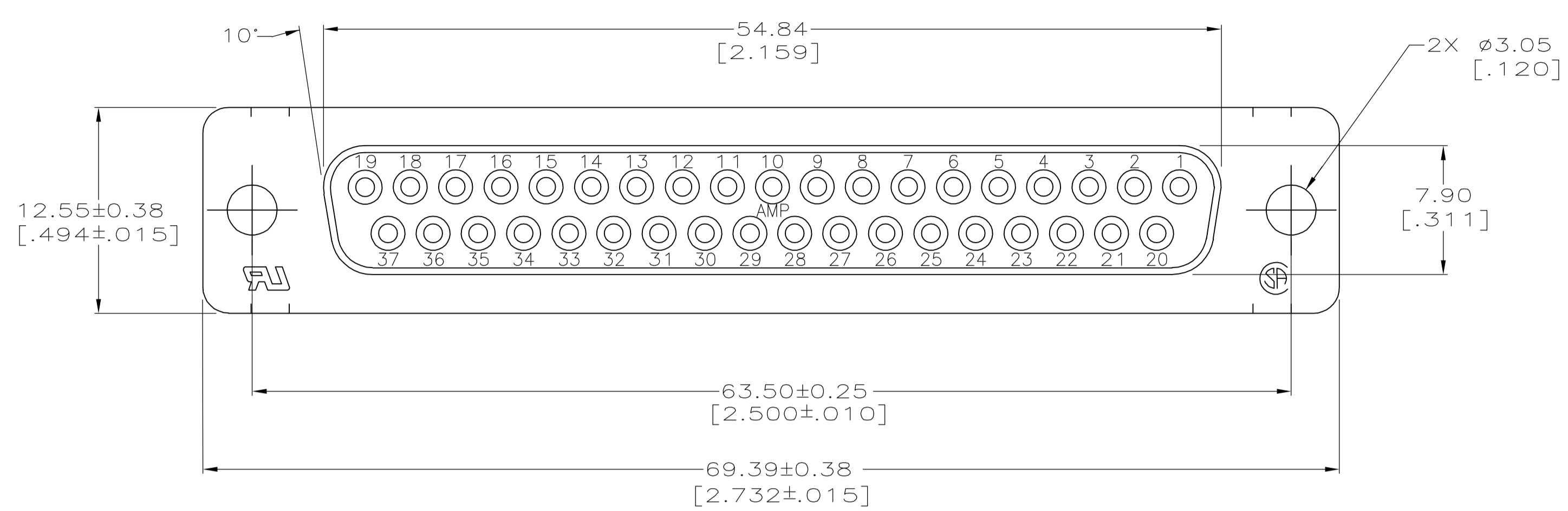
Distributed by:

**JAMECO**<sup>®</sup>  
ELECTRONICS

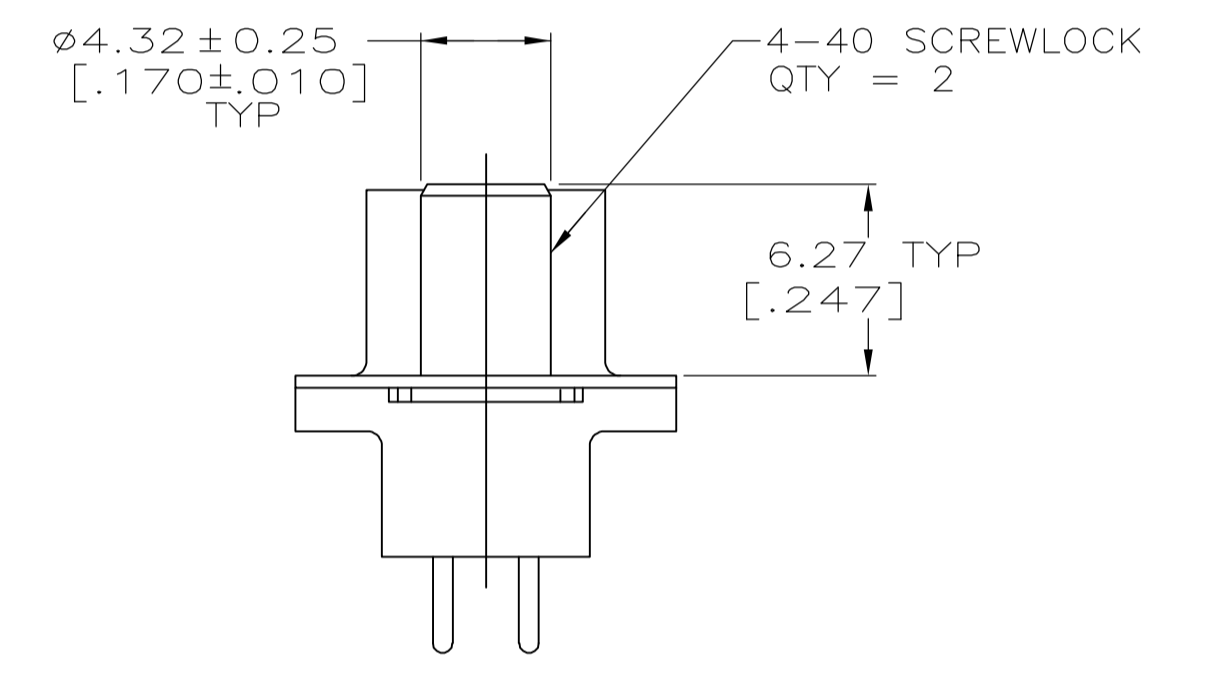
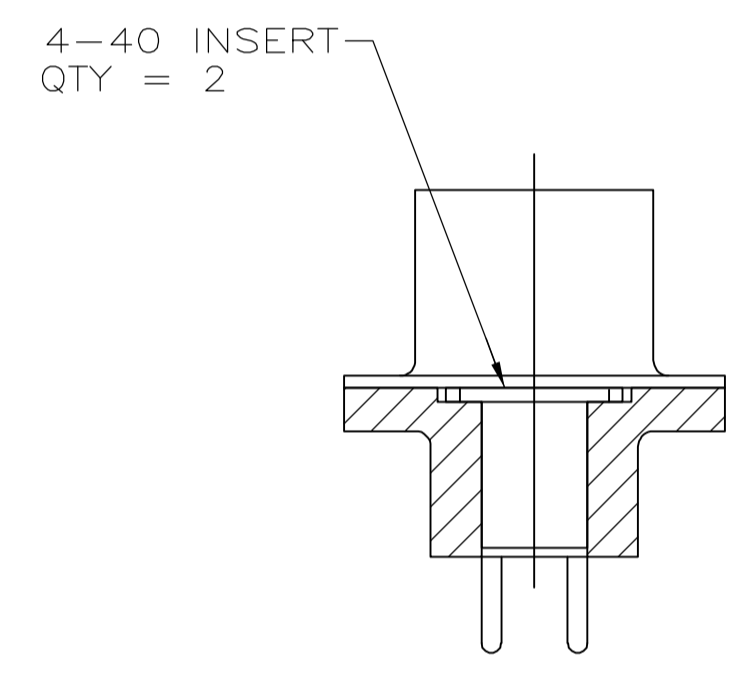
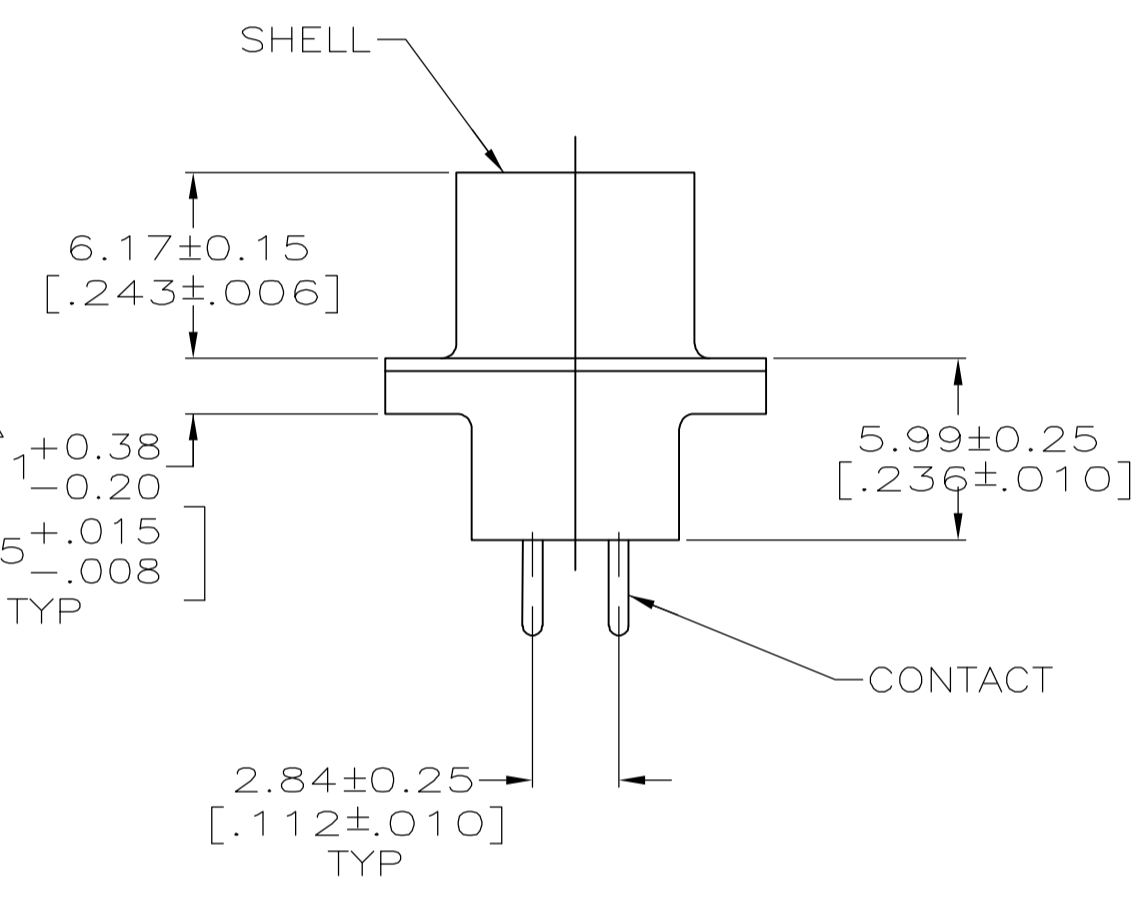
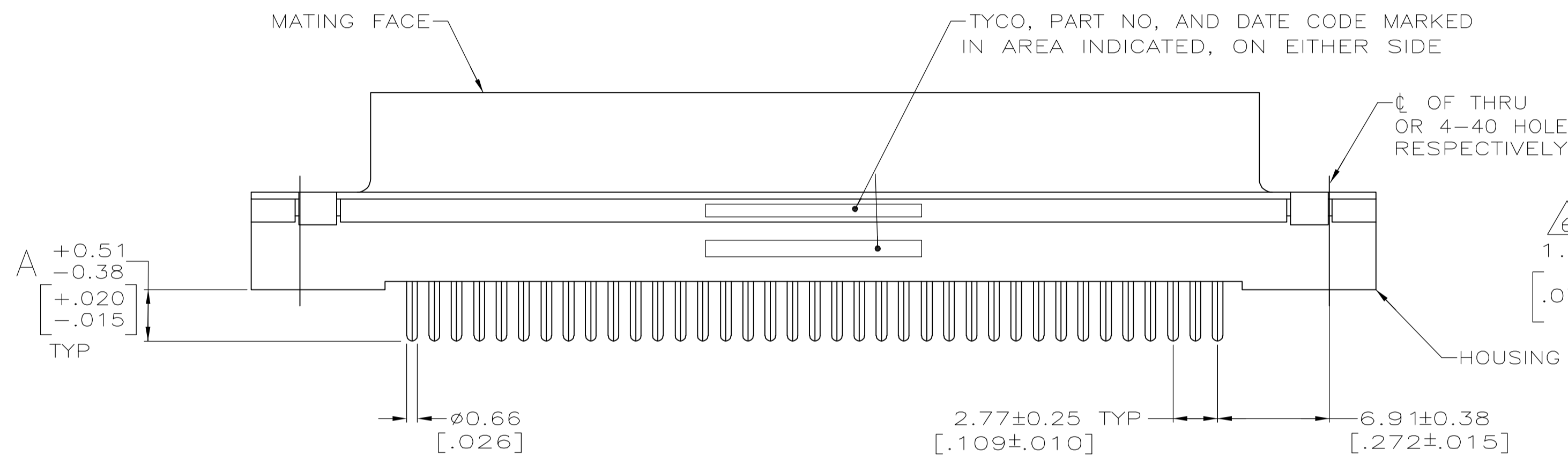
**www.Jameco.com ♦ 1-800-831-4242**

The content and copyrights of the attached  
material are the property of its owner.

Jameco Part Number 1962412

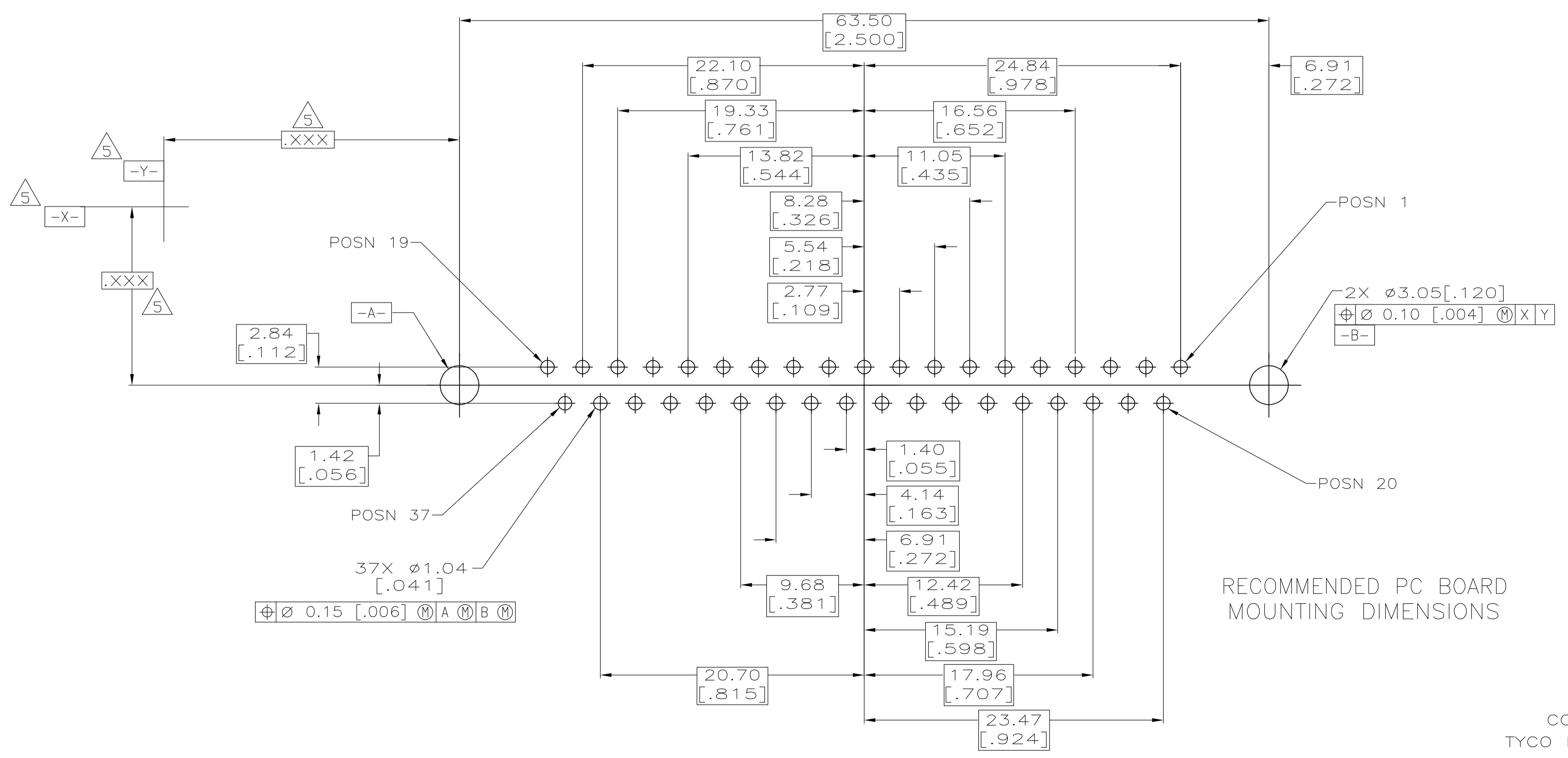


- 1 HOUSING: BLACK POLYESTER, UL 94V-0 RATED  
 CONTACTS: PHOSPHOR BRONZE  
 SHELL: CARBON STEEL  
 SCREWLOCKS: ZINC  
 INSERTS: BRASS
- 2 SHELL: 5.08µm[.000200] MIN TIN OVER 2.54µm[.000100] MIN COPPER.  
 CONTACTS: SEE TABLE  
 INSERTS: UNPLATED.  
 SCREWLOCKS: CLEAR CHROMATE.
- 3 GOLD FLASH FOR A LENGTH OF 2.54 [.100] MIN FROM MATING END, 2.54µm[.000100] MIN TIN ON OPPOSITE END, BOTH OVER 1.27µm[.000050] MIN NICKEL.
- 4 0.76µm[.000030] MIN GOLD FOR A LENGTH OF 2.54 [.100] MIN FROM MATING END, 2.54µm[.000100] MIN TIN ON OPPOSITE END, BOTH OVER 1.27µm[.000050] MIN NICKEL.
- 5 DATUMS AND BASIC DIMENSIONS ESTABLISHED BY CUSTOMERS.
- 6 2.79 [.110] MAX IN SHELL TAB CLINCH AREAS.



DETAIL D

DETAIL E



RECOMMENDED PC BOARD MOUNTING DIMENSIONS

COPYRIGHT 2005  
 TYCO ELECTRONICS CORP  
 ALL RIGHTS RESERVED

4.32 [.170]	4-40 SCREWLOCK (DETAIL E)	4	1-5747301-6
3.18 [.125]	4-40 SCREWLOCK (DETAIL E)	4	1-5747301-4
3.18 [.125]	4-40 INSERT (DETAIL D)	4	5747301-8
3.18 [.125]	4-40 INSERT (DETAIL D)	3	5747301-7
3.18 [.125]	-	4	5747301-2
A	MOUNTING HARDWARE	CONTACT FINISH	PART NO

THIS DRAWING IS A CONTROLLED DOCUMENT.		DWG B. LATTUCA	22SEPT05	Tyco Electronics Corporation Harrisburg, PA 17105-3608
DIMENSIONS: mm[INCHES]		CHK S. BOLASH	22SEPT05	
TOLERANCES UNLESS OTHERWISE SPECIFIED:		APP'D M. WALMSLEY	22SEPT05	NAME
0 PLC	± -	PRODUCT SPEC		RECEPTACLE ASSEMBLY, SIZE 4, 37 POSN,
1 PLC	± -	APPLICATION SPEC		VERTICAL, FRONT METAL SHELL,
2 PLC	± 0.13 [.005]	108-40025		AMPLIMITE HD-20
3 PLC	± -	114-40023		
4 PLC	± -	SIZE		SCALE
ANGLES	± -	A1 00779		4:1
MATERIAL	FINISH	WEIGHT		SHEET
1	2	A1 00779		1 of 1
CUSTOMER DRAWING		SCALE		REV
		4:1		A