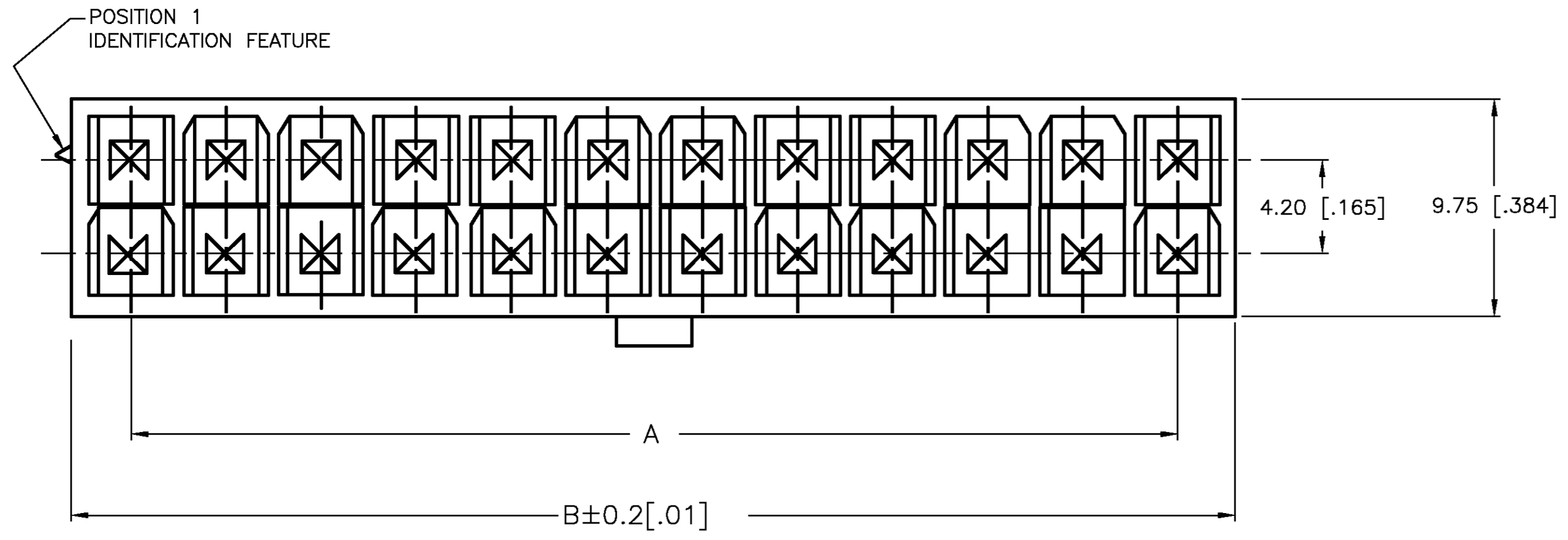
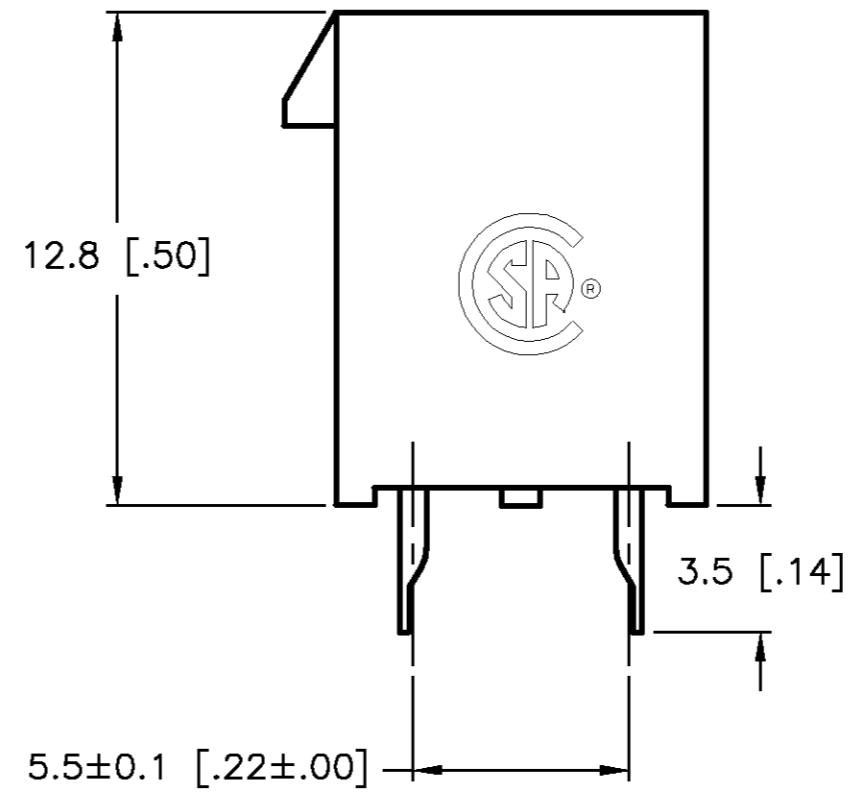
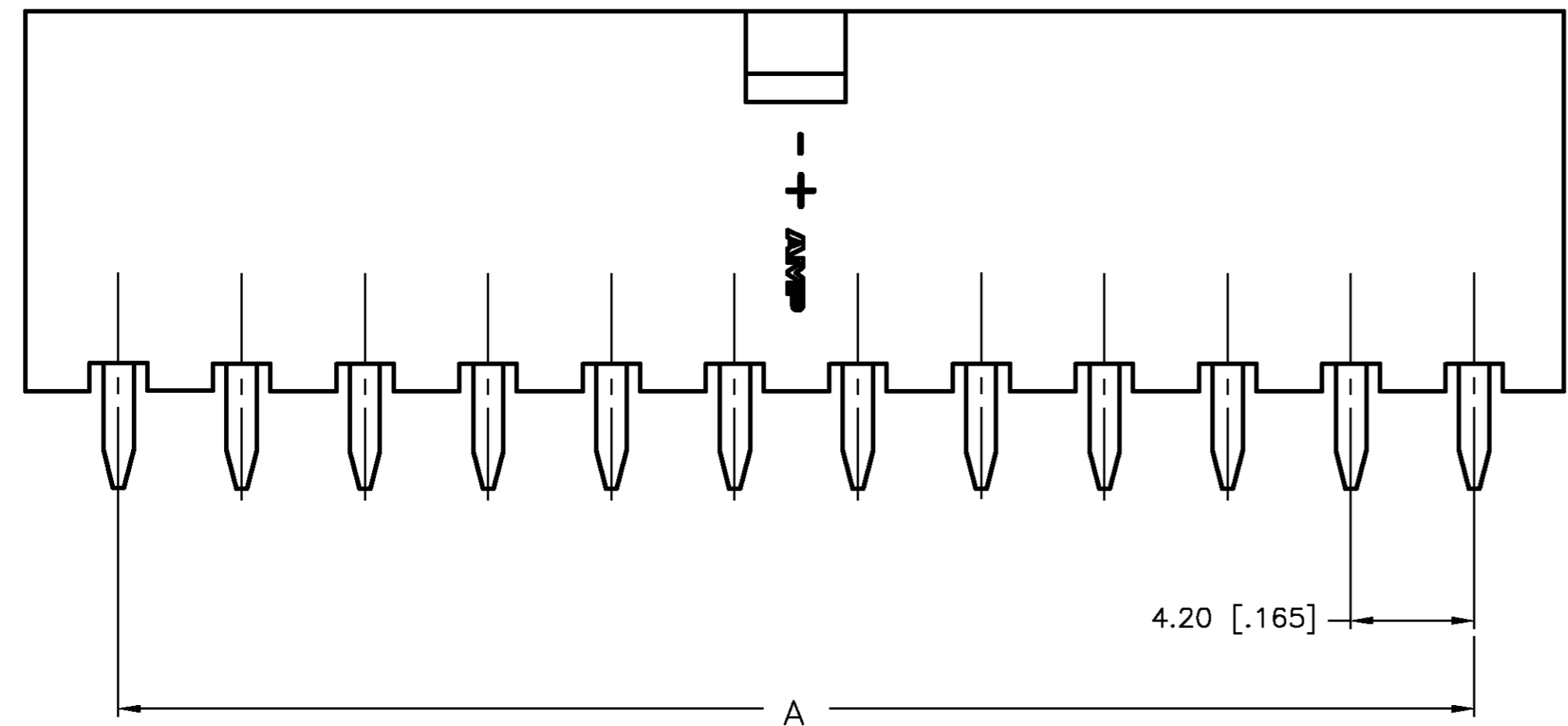


THIS DRAWING IS UNPUBLISHED. RELEASED FOR PUBLICATION
 © COPYRIGHT BY TYCO ELECTRONICS CORPORATION. ALL RIGHTS RESERVED.

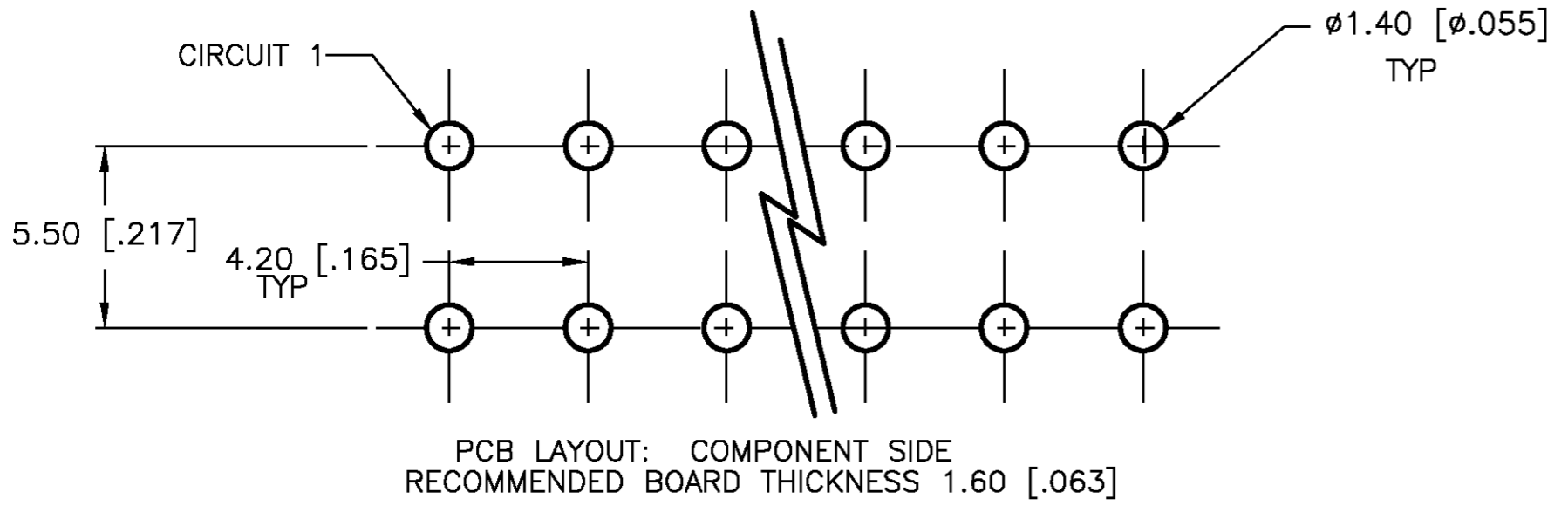
LOC		DIST		REVISIONS			
P	LTR	DESCRIPTION	DATE	DWN	APVD		
0		RELEASED PER OG3B-0454-02	09-SEP-02	SH	DC		



△ MATERIAL: HOUSING: NYLON, UL94V-2
 CONTACTS: BRASS, TIN-PLATED



2		5.4 [.21]	1586037-2
4	4.2±0.1 [.17±.00]	9.6 [.38]	1586037-4
6	8.4±0.1 [.33±.00]	13.8 [.54]	1586037-6
8	12.6±0.1 [.50±.00]	18.0 [.71]	1586037-8
10	16.8±0.1 [.66±.00]	22.2 [.87]	1-1586037-0
12	21.0±0.2 [.83±.01]	26.4 [1.04]	1-1586037-2
14	25.2±0.2 [.99±.01]	30.6 [1.21]	1-1586037-4
16	29.4±0.2 [1.16±.01]	34.8 [1.37]	1-1586037-6
18	33.6±0.2 [1.32±.01]	39.0 [1.54]	1-1586037-8
20	37.8±0.2 [1.49±.01]	43.2 [1.70]	2-1586037-0
22	42.0±0.2 [1.65±.01]	47.4 [1.87]	2-1586037-2
24	46.2±0.2 [1.82±.01]	51.6 [2.03]	2-1586037-4
POS	A	B±0.2[.01]	PART NUMBER



2-1586037-4 SHOWN

THIS DRAWING IS A CONTROLLED DOCUMENT.		DWN S. HOOVER 18-SEP-2002	Tyco Electronics Corporation Harrisburg, PA 17105-3608
DIMENSIONS: MM [INCHES]		CHK D. COLEY 18-SEP-2002	
TOLERANCES UNLESS OTHERWISE SPECIFIED:		APVD D. COLEY 18-SEP-2002	NAME
0 PLC ±	1 PLC ±	2 PLC ± 0.5 [.02]	VERTICAL HEADER WITHOUT PEGS, WITH DRAIN HOLES 4.2 MM P.E. SERIES
3 PLC ± 0.25 [.010]	4 PLC ± 0.150 [0059]	ANGLES ±	APPLICATION SPEC
MATERIAL △	FINISH	WEIGHT	SIZE A2
CUSTOMER DRAWING		SCALE 10:1	CAGE CODE 00779
		SHEET 1 OF 1	DRAWING NO. 1586037
		REV 0	RESTRICTED TO

1586037