

# 4.2 mm PE Series Connector System, Wire-to-Wire and Wire-to-Board

## DESCRIPTION

- Low cost, wire-to-wire and wire-to-board connectors with 4.2 mm x 4.2 mm centerline


## APPLICATIONS

- Computer motherboards/power supplies
- Harness assemblies used in the Vending, Gaming and Appliance industries
- Car alarm systems
- Heating systems

## KEY FEATURES

- Easy mate and unmate with positive latch design
- 2-24 positions (even only): receptacles, panel mount or free-hanging plugs, and vertical or right-angle pin headers
- Available in UL 94V-2 or UL 94V-0 flammability rated nylon
- Products are lead free to help promote a cleaner environment
- Intermateable and interchangeable with Molex Mini-Fit, Jr. and intermateable AMP-DUAC connectors

Revised 12/03 1309245



## ELECTRICAL

- Voltage: 600 VAC
- Current: 9 amps max. in 2-position applications
- Dielectric Withstanding Voltage: 1500 VAC min.
- Insulation Resistance: 1000 megohms min.

## MECHANICAL

- Connector Mating: 1.55 lb. [6.90N] max. per circuit
- Connector Unmating: .11 lb. [.49N] min. per circuit
- Contact Retention: 4.88 lb. [21.71N] min. per contact
- Durability: 50 cycles, mating and unmating

## MATERIALS

- Housings: Nylon, UL 94V-2 and UL 94V-0
- Contacts: Brass or Phos Bronze with tin plating (Lead-Free) or gold plating

## STANDARDS & SPECS

- Component Recognized by UL and Certified by CSA
- UL File No. E28476 and CSA File No. 208567
- Tyco Electronics Design For Environment (DFE) Standard 230-5

## FOR MORE INFORMATION

### Technical Support

Phone: 1-800-522-6752

Internet: [www.tycoelectronics.com](http://www.tycoelectronics.com)

E-mail:

[newproducts@tycoelectronics.com](mailto:newproducts@tycoelectronics.com)

USA: 1-800-522-6752

Canada: 1-905-470-4425

Mexico: 01-800-733-8926

C. America: 52-55-5-792-0425

South America: 55-11-3611-1514

Hong Kong: 852-2735-1628

Japan: 81-44-844-8013

UK: 44-141-810-8967

# 4.2 mm PE Series Connector System, Wire-to-Wire and Wire-to-Board

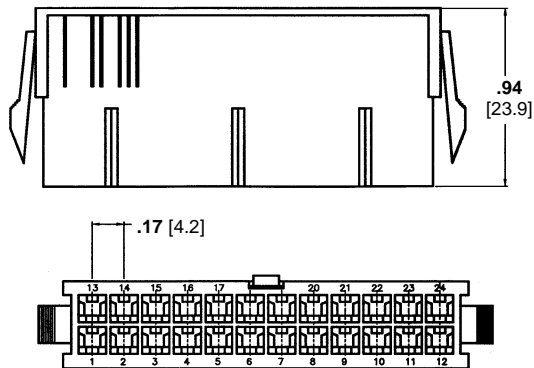
## HOUSINGS — PRODUCT OFFERING

No. of Positions	UL 94V-2 Housings			UL 94V-0 Housings		
	Panel Mount Plug	Free-Hanging Plug	Receptacle Housing	Panel Mount Plug	Free-Hanging Plug	Receptacle Housing
2	794953-2	1586000-2	794954-2	1586018-2	1586017-2	1586019-2
4	794953-4	1586000-4	794954-4	1586018-4	1586017-4	1586019-4
6	794953-6	1586000-6	794954-6	1586018-6	1586017-6	1586019-6
8	794953-8	1586000-8	794954-8	1586018-8	1586017-8	1586019-8
10	1-794953-0	1-1586000-0	1-794954-0	1-1586018-0	1-1586017-0	1-1586019-0
12	1-794953-2	1-1586000-2	1-794954-2	1-1586018-2	1-1586017-2	1-1586019-2
14	1-794953-4	1-1586000-4	1-794954-4	1-1586018-4	1-1586017-4	1-1586019-4
16	1-794953-6	1-1586000-6	1-794954-6	1-1586018-6	1-1586017-6	1-1586019-6
18	1-794953-8	1-1586000-8	1-794954-8	1-1586018-8	1-1586017-8	1-1586019-8
20	2-794953-0	2-1586000-0	2-794954-0	2-1586018-0	2-1586017-0	2-1586019-0
22	2-794953-2	2-1586000-2	2-794954-2	2-1586018-2	2-1586017-2	2-1586019-2
24	2-794953-4	2-1586000-4	2-794954-4	2-1586018-4	2-1586017-4	2-1586019-4

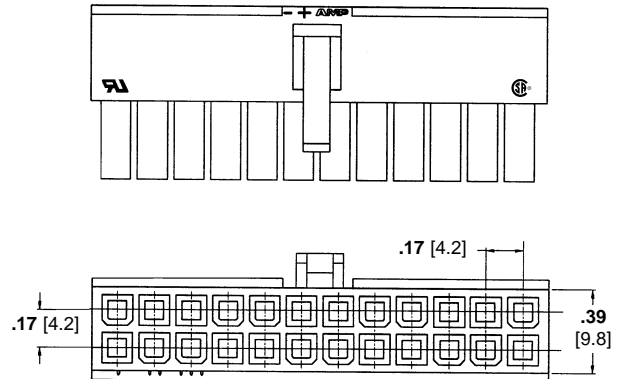
Note: Plug housings accept pin contacts and receptacle housings accept socket contacts on page 4.

## PRODUCT DIMENSIONS

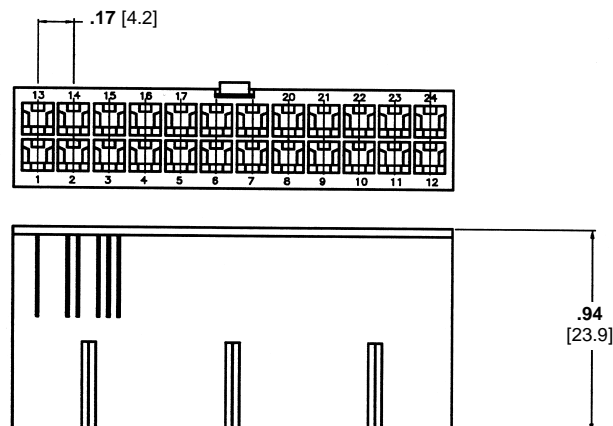
Panel Mount Plug Housing



Receptacle Housing



Free-Hanging Plug Housing



# 4.2 mm PE Series Connector System, Wire-to-Wire and Wire-to-Board

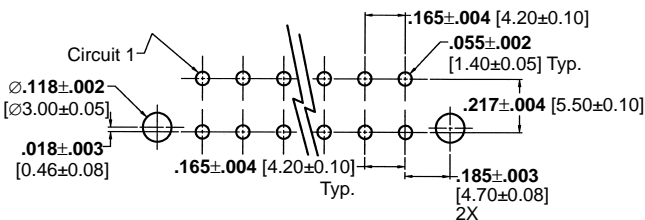
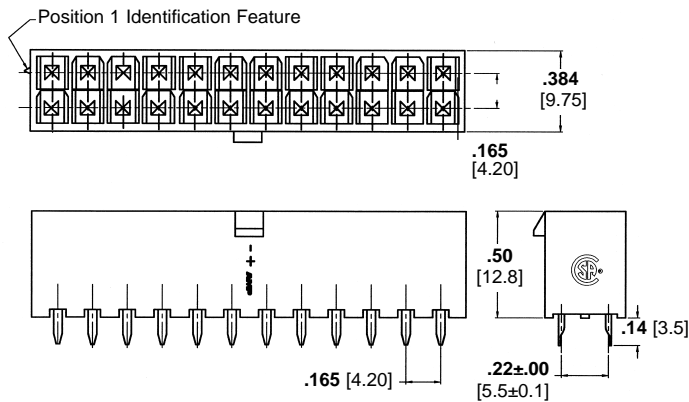
## PIN HEADERS — PRODUCT OFFERING

No. of Positions	UL 94V-2 Pin Headers				UL 94V-0 Pin Headers			
	Vertical		Right-Angle		Vertical		Right-Angle	
	w/o Pegs	w/Pegs	w/o Pegs	Screw Mount	w/o Pegs	w/Pegs	w/o Pegs	Screw Mount
2	1586037-2	1586039-2	1586041-2	1586043-2	1586038-2	1586040-2	1586042-2	1586044-2
4	1586037-4	1586039-4	1586041-4	1586043-4	1586038-4	1586040-4	1586042-4	1586044-4
6	1586037-6	1586039-6	1586041-6	1586043-6	1586038-6	1586040-6	1586042-6	1586044-6
8	1586037-8	1586039-8	1586041-8	1586043-8	1586038-8	1586040-8	1586042-8	1586044-8
10	1-1586037-0	1-1586039-0	1-1586041-0	1-1586043-0	1-1586038-0	1-1586040-0	1-1586042-0	1-1586044-0
12	1-1586037-2	1-1586039-2	1-1586041-2	1-1586043-2	1-1586038-2	1-1586040-2	1-1586042-2	1-1586044-2
14	1-1586037-4	1-1586039-4	1-1586041-4	1-1586043-4	1-1586038-4	1-1586040-4	1-1586042-4	1-1586044-4
16	1-1586037-6	1-1586039-6	1-1586041-6	1-1586043-6	1-1586038-6	1-1586040-6	1-1586042-6	1-1586044-6
18	1-1586037-8	1-1586039-8	1-1586041-8	1-1586043-8	1-1586038-8	1-1586040-8	1-1586042-8	1-1586044-8
20	2-1586037-0	2-1586039-0	2-1586041-0	2-1586043-0	2-1586038-0	2-1586040-0	2-1586042-0	2-1586044-0
22	2-1586037-2	2-1586039-2	2-1586041-2	2-1586043-2	2-1586038-2	2-1586040-2	2-1586042-2	2-1586044-2
24	2-1586037-4	2-1586039-4	2-1586041-4	2-1586043-4	2-1586038-4	2-1586040-4	2-1586042-4	2-1586044-4

Note: All Headers have Brass, Tin-Plated contacts.

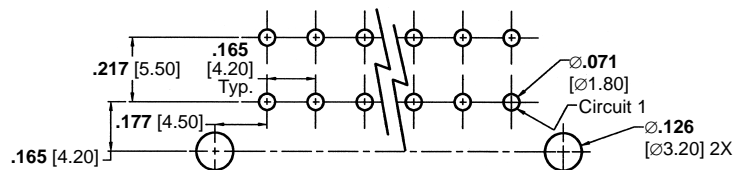
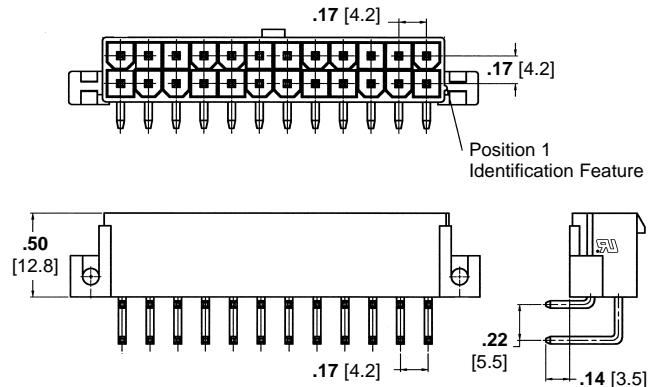
## PRODUCT DIMENSIONS

### Vertical Pin Headers (Part No. 1586037 shown w/o pegs)



PCB Layout: Component Side (shown with pegs)  
Recommended Board Thickness .070 [1.78]

### Right-Angle Pin Headers (Part No. 1586043 Screw Mount)



PCB Layout: Component Side (screw mount shown)  
Recommended Board Thickness .063 [1.60]

# 4.2 mm PE Series Connector System, Wire-to-Wire and Wire-to-Board

## CONTACTS — PRODUCT OFFERING

### Socket Part Numbers

Wire Range (AWG)	Plating			
	A	B	C	D
26-22	794958-1	794958-2	794958-3	794958-4
22-18	794956-1	794956-2	794956-3	794956-4

### Plating Codes

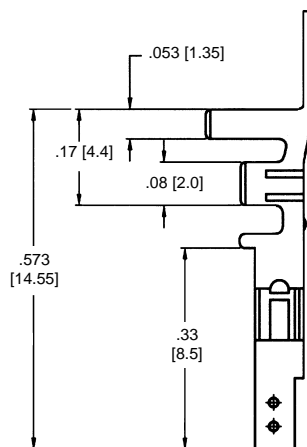
- A – Brass, Tin Plate (Lead-Free)
- B – Brass, Gold Plate
- C – Phos. Bronze, Tin Plate (Lead-Free)
- D – Phos. Bronze, Gold Plate

### Pin Part Numbers

Wire Range (AWG)	Plating			
	A	B	C	D
26-22	794957-1	794957-2	794957-3	794957-4
22-18	794955-1	794955-2	794955-3	794955-4

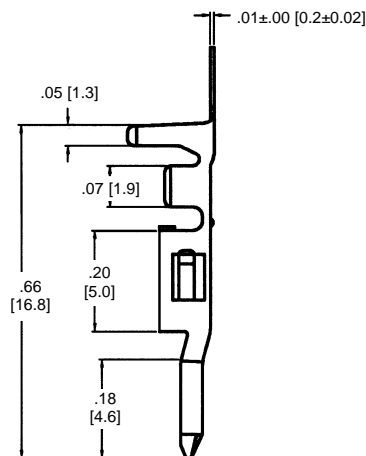
### Socket

(used in Receptacle Housing)



### Pin

(used in Plug Housing)



### Tooling Part Numbers

Wire Range (AWG)	Part Number	Applicator Part Number
26-22	794958-1	1385448-X
	794957-1	
22-18	794956-1	680557-X
	794955-1	

