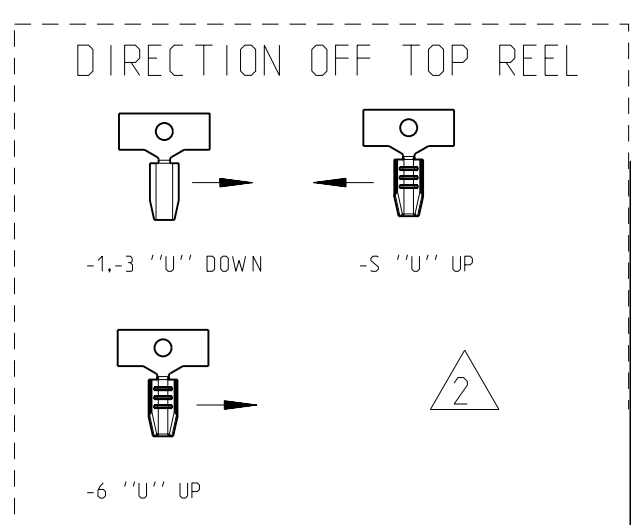
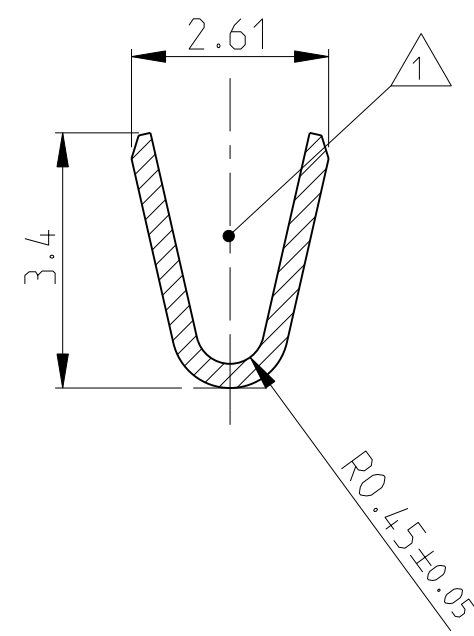
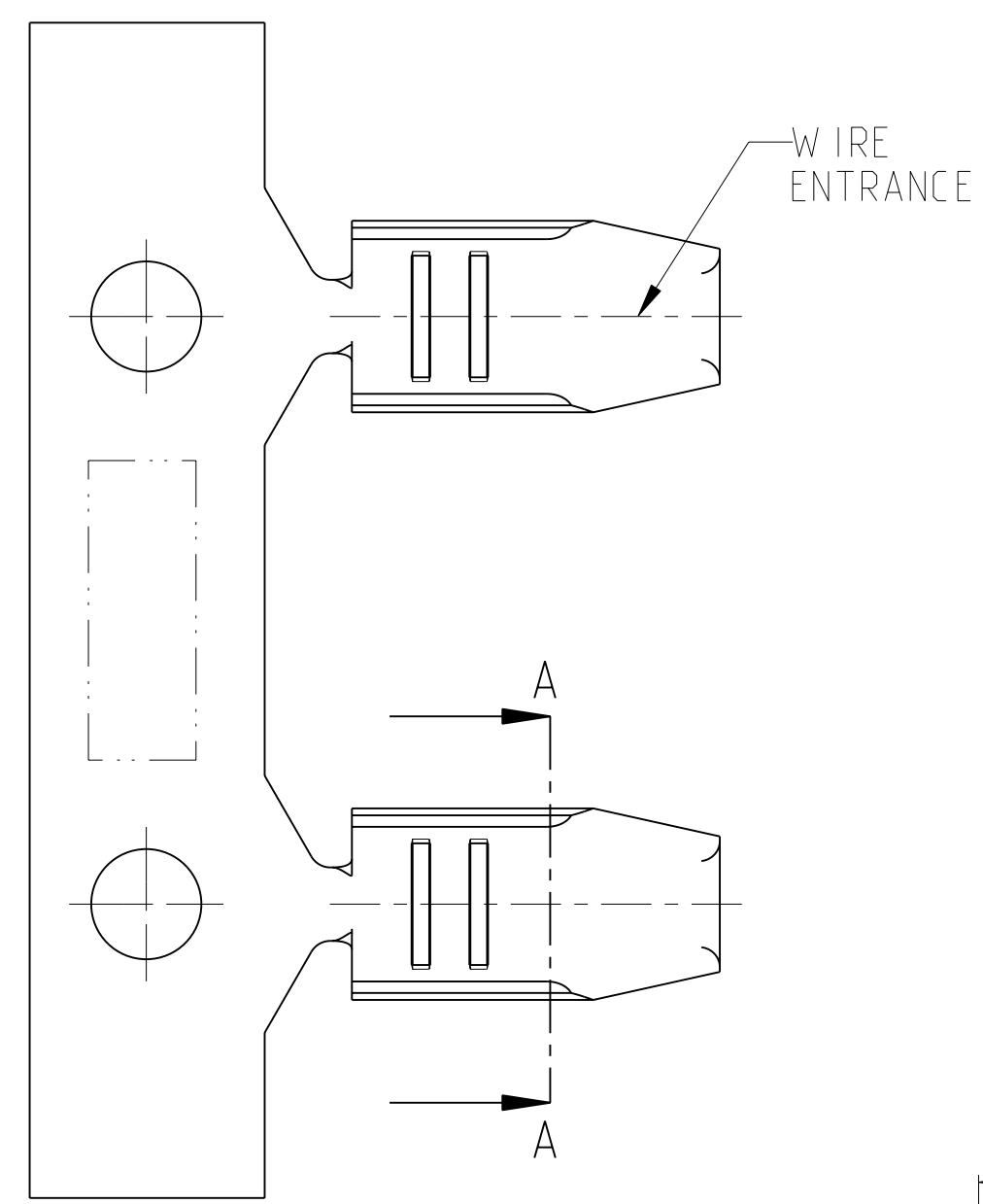
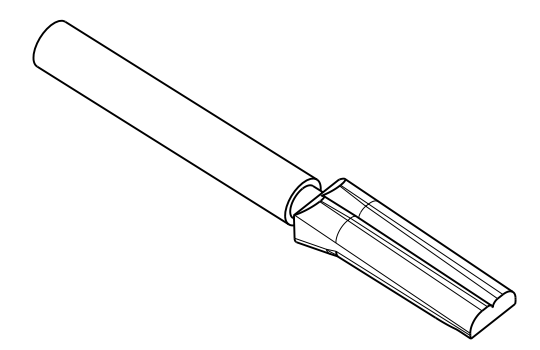
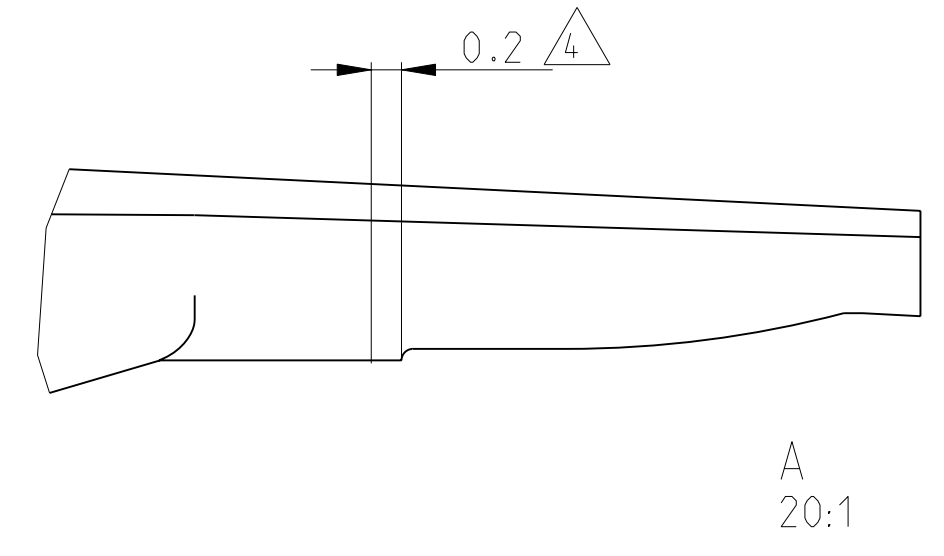
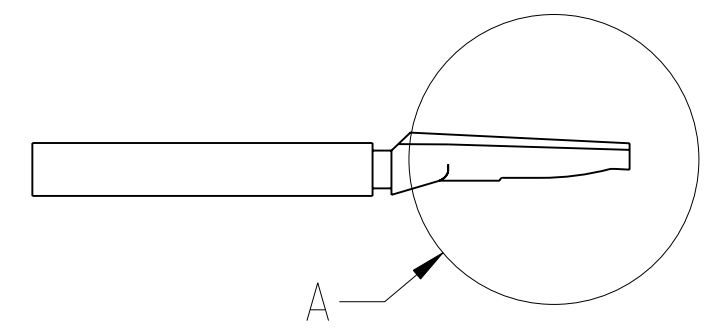
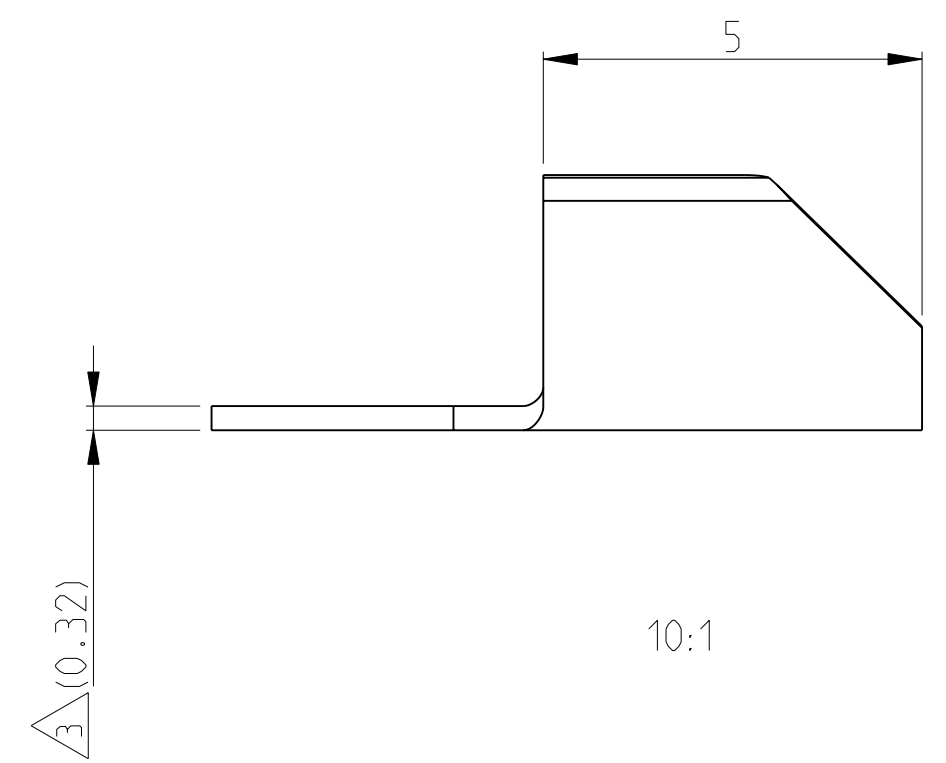


THIS DRAWING IS UNPUBLISHED. RELEASED FOR PUBLICATION 2009
 © COPYRIGHT 2009 BY TYCO ELECTRONICS CORPORATION. ALL RIGHTS RESERVED.

LOC		DIST		REVISIONS			
P	LTR	DESCRIPTION	DATE	DWN	APVD		
A1	-						
N2		REDRAWN TO PRO_E AND NOTES UPDATED	13.03.2009	DZ	TK		
N3		APPLICATION SPEC. INFO ADDED	14APR2010	PKS	RRP		

SHOWN IS CRIMPED CABLE ASSY.



- USING STRANDED WIRE IN COMBINATION WITH MAGNET WIRE
 WIRE RANGE: 255.....1855 CMA (0,13.....0,93mm²)
 Means 26...18 AWG (0,13....0,82 mm²)
 40...26 AWG MAGNET WIRE.
 USING TINNED LEAD WIRE.
 WIRE RANGE: 255...1855 CMA (0,13...0,93 mm²)
 USING COPPER LEAD WIRE.
 WIRE RANGE: 1250...1855 CMA (0,63...0,93 mm²)
- DIRECTION OFF TOP OF REEL
- STOCK THICKNESS
 0,32±0,02
- MEASURING POSITION FOR CRIMP HEIGHT (CH)
- CRIMP HEIGHT DEFINITION :
 PRELIMINARY DEFINITION OF CH FOR MAGNET WIRE:
 (DURING CHANGE OF SPEC.):
 255-800 CMA : 1,17 ± 0,02
 800 - 1200 CMA : 1,22 ± 0,05
 1200 - 1855 CMA : 1,30 ± 0,05
- PERMITTED CONTACT RESISTANCE AT NEW PART: ΔR ≤ 20 mΩ
 ESPECIALLY AT MAGNET WIRES D < 0,3 mm THE FREE WIRE LENGHT
 IN THE AMPLIVAR IS TO BE CONSIDERED#

PRETINNED	2	BRASS	160631-6	N
PRETINNED	2	BRASS	160631-5	N
PRETINNED	2	BRASS	160631-3	N
FINISH		MATERIAL	PART NO	REV

THIS DRAWING IS A CONTROLLED DOCUMENT FOR TYCO ELECTRONICS CORPORATION IT IS SUBJECT TO CHANGE AND THE CONTROLLING ENGINEERING ORGANIZATION SHOULD BE CONTACTED FOR THE LATEST REVISION.		DWN D.Zersen 13.03.2009	Tyco Electronics AMP GmbH 64625 Bensheim (Germany)	
DIMENSIONS: mm		CHK H.Ballmert 13.03.2009	NAME MINIATURE AMPLIVAR SPLICE	
TOLERANCES UNLESS OTHERWISE SPECIFIED: 0 PLC ±0.2 1 PLC ±0.2 2 PLC ±0.2 3 PLC ±0.2 4 PLC ±0.2 ANGLES ±2°		APVD T.Klenner 13.03.2009	RESTRICTED TO	
MATERIAL	FINISH	APPLICATION SPEC 114-2006	SIZE A2	CAGE CODE 00779
-	-	WEIGHT	DRAWING NO 160631	SCALE 5:1
CUSTOMER DRAWING		SHEET 1 OF 1		REV N3