

Universal MATE-N-LOK Connectors (Continued)

Housings

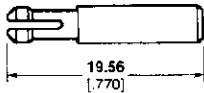
In-Line and Matrix (Free Hanging or Panel Mount)

Centerline Spacing — 6.35 [.250]
Contacts — Order separately (see page 392)

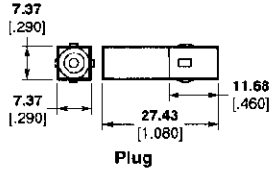
Material
Nylon (See chart at right)

Mating Headers
See pages 389, 390 and 391

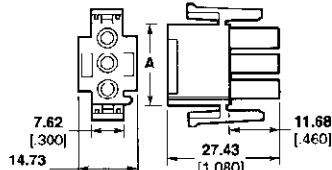
Keying Plug



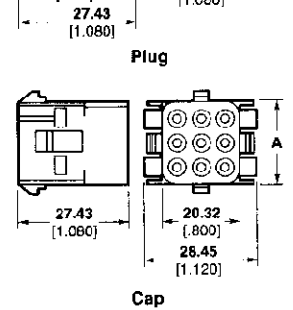
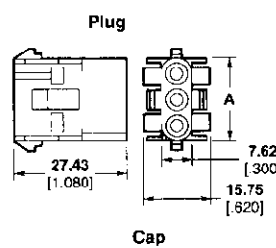
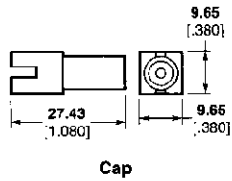
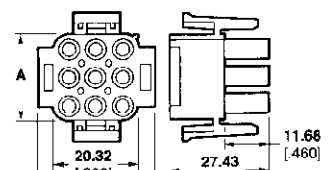
1 Circuit (Free Hanging)



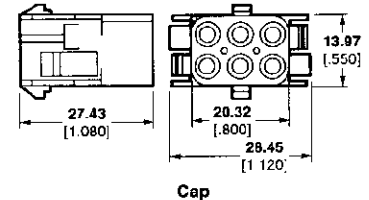
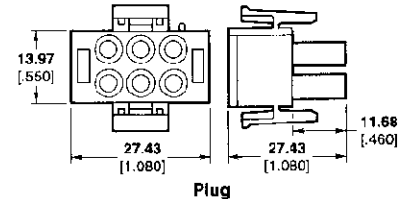
2, 3, 4, 5, 6, 8 Circuit In-Line



9, 12, 15 Circuit Matrix



6 Circuit Matrix



Part Numbers

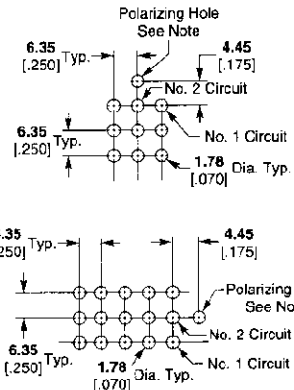
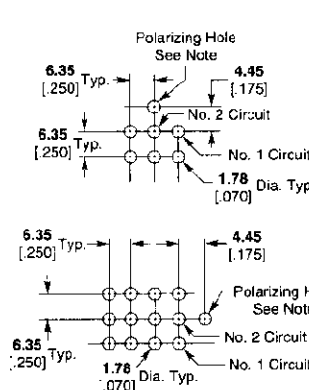
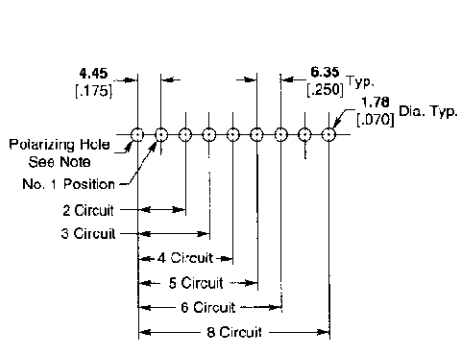
UL 94V-2 Nylon material, natural color — **1-640415-1**
UL 94V-0 Nylon material — **1-640415-0**

Note: Keying plug snaps into plug or cap housing

No. of Circuits	Dim A	Part Numbers			
		UL 94V-2 Nylon		UL 94V-0 Nylon	
		Plug	Cap	Plug	Cap
1	—	1-350867-0	1-770421-1	350865-1	350866-1
2	13.97 [.550]	1-480698-0 ¹	1-480699-0 ¹	350777-1 ¹	350778-1 ¹
3	20.32 [.800]	1-480700-0 ¹	1-480701-0 ¹	350766-1 ¹	350767-1 ¹
4	26.67 [1.050]	1-480702-0 ¹	1-480703-0 ¹	350779-1 ¹	350780-1 ¹
5	33.02 [1.300]	1-480763-0 ¹	1-480764-0 ¹	350809-1 ¹	350810-1 ¹
6	39.37 [1.550]	640585-1 ¹	1-926307-1 ¹	640581-1 ¹	350781-1
8	52.07 [2.050]	1-640586-1 ¹	1-926308-1 ¹	640582-1 ¹	926308-3 ¹
9	20.32 [.800]	1-480706-0	1-480707-0	350720-1	350782-1
12	26.67 [1.050]	1-480708-0	1-480709-0	350735-1	350783-1
15	33.02 [1.300]	1-480710-0	1-480711-0	350736-1	350784-1

¹ In-Line style

Recommended PC Board Hole Layout for Pin and Socket Vertical Headers



Note: Polarizing hole 1.78 [.070] Dia. required for polarized headers only.

Power

Cabled Power Connectors