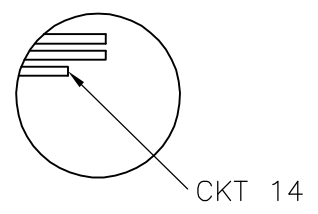
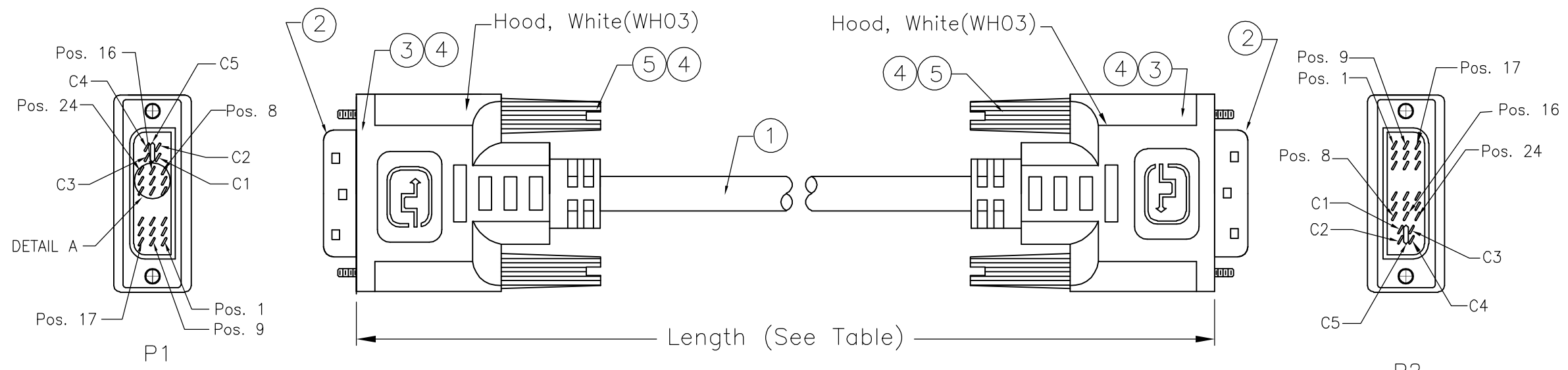
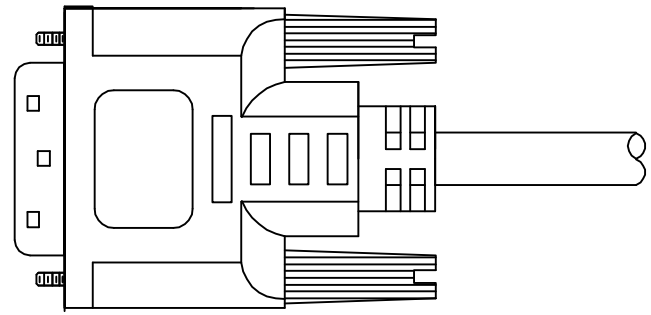


THIS DRAWING IS UNPUBLISHED. RELEASED FOR PUBLICATION
 © COPYRIGHT BY TYCO ELECTRONICS CORPORATION. ALL RIGHTS RESERVED.

LOC	DIST	REVISIONS					
GP	00	P	LTR	DESCRIPTION	DATE	DWN	APVD
		A1	REVISION PER		09SEP05	TW	JH



SIDE VIEW OF DETAIL A



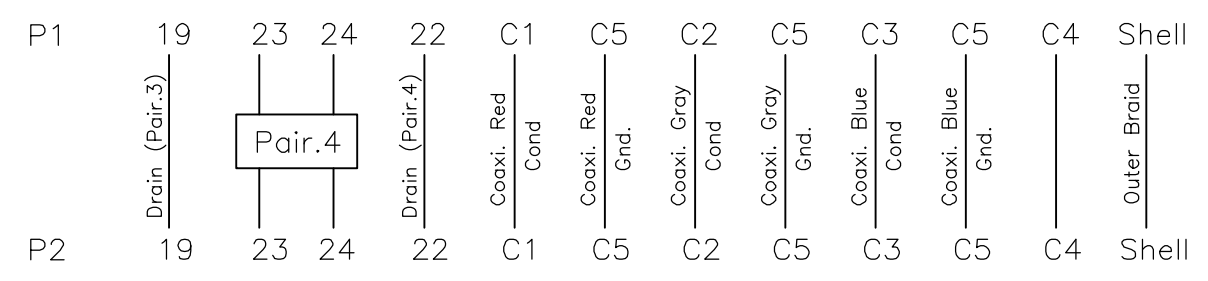
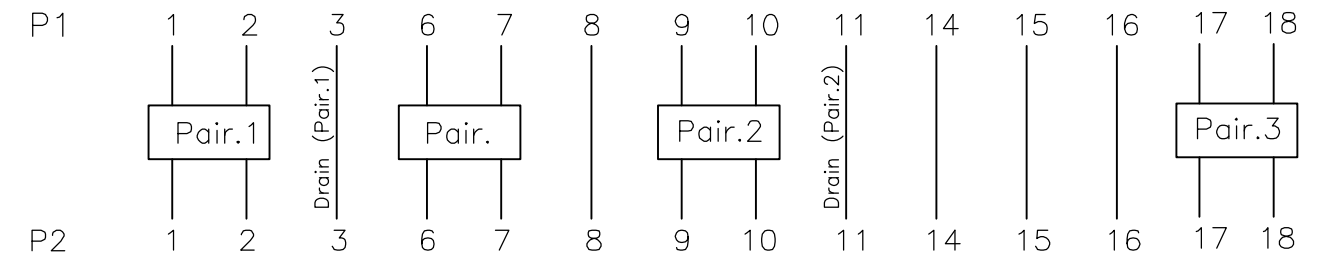
BACK SIDE

NOTE :

Cable Assembly Must Pass DVI 1.0 Specification.

3000±80		1653929-3
2000±60		1653929-2
1000±30		1653929-1
LENGTH(L)	CUSTOMER P/N	TYCO P/N

PIN ASSIGNMENT :



Thumbscrew,DVI, #4-40, 3*45mm	5
PVC, Shore A 90-95, Color: White (WH03).	4
Metal Can For DVI Connector, Meet OD: 9.5mm	3
Connector, DVI-I, Gold 30U"Plated	2
UL20276 [30AWG*3Coax.+(28AWG*1P+Drain+Al/Mylar)	1
*4+28AWG*1P+28AWG*6C]+Al/Mylar+Braid, Black(BK01)	
DESCRIPTION	ITEM

THIS DRAWING IS A CONTROLLED DOCUMENT.		DWN	22/JAN/03	tyco Electronics	Tyco Electronics Corporation Harrisburg, Pa 17105-3608			
DIMENSIONS: mm		CHK	-		NAME			
TOLERANCES UNLESS OTHERWISE SPECIFIED:		APVD	02/SEP/03	CABLE ASSY, DVI-1 TO DVI-1				
0 PLC ± -		PRODUCT SPEC	-	-				
1 PLC ± -		APPLICATION SPEC	-	-				
2 PLC ± -		SIZE	A3	CAGE CODE	00779	DRAWING NO	C-1653929	RESTRICTED TO
3 PLC ± -		WEIGHT	-	-				
4 PLC ± -		CUSTOMER DRAWING		SCALE	N.T.S	SHEET	1 OF 1	REV
ANGLES ± -								A1
FINISH								