



Have a Question?
 Chat with a Product
 Information Specialist

What can we help you find?

[Products](#) |
 [Industries](#) |
 [Resources](#) |
 [About TE](#) |
 [My Account](#) |
 [Innovation](#) |
 [Support Center](#)

1658537-2 Product Details

[Share](#) |
 [Print](#) |
 [Email](#)



1658537-2

TE Internal Number: 1658537-2

Active

View 3D PDF

Standard Cable Connectors

Always EU RoHS/ELV Compliant (Statement of Compliance)

Product Highlights:

- Contact
- Product Series = HDP-20 (Crimp Snap)
- Contact Type = Socket
- Phosphor Bronze Contact Base Material
- Crimp Termination Method to Wire/Cable

[View all Features](#)

Quick Links

- ▶ [Pricing & Availability](#)
- ▶ [Search for Tooling](#)
- ▶ [Product Feature Selector](#)
- ▶ [Contact Us About This Product](#)

[Add to My Part List](#) |
 [Request Sample](#) |
 [Find Similar Products](#) |
 [Buy Product](#)

Documentation & Additional Information

Product Drawings:

- [SOCKET CONTACT, 20 DF, 20-24 AWG, AMPLIMITE \(PDF, English\)](#)

Catalog Pages/Data Sheets:

- [Signal Contacts \(PDF, English\)](#)
- [AMP Circular Connectors for Commercial Signal & Powe... \(PDF, English\)](#)
- [AMPLIMITE Subminiature D Connectors - Cable Connectors \(PDF, English\)](#)

Product Specifications:

- [AMPLIMITE HDP-20 Subminiature D Connector With F Cri... \(PDF, English\)](#)

Application Specifications:

- [HD-20 Precision Formed Contacts \(PDF, English\)](#)
- [AMPLIMITE HDP-20 and Economy Crimp Snap Subminiature... \(PDF, English\)](#)

Instruction Sheets:

- [AMPLIMITE High Density \(HDP-20\) Connectors with Crim... \(PDF, English\)](#)
- [PRO-CRIMPER III Hand Crimping Tool Assembly 58448-2 ... \(PDF, English\)](#)
- [Insertion/Extraction Tool 91285-1 and Replacement Ti... \(PDF, English\)](#)

CAD Files: (CAD Format & Compression Information)

- [2D Drawing \(DXF, Version A\)](#)
- [3D Model \(IGES, Version A\)](#)
- [3D Model \(STEP, Version A\)](#)

[List all Documents](#)

Additional Information:

- [Product Line Information](#)

Related Products:

- [Tooling](#)

Product Features (Please use the Product Drawing for all design activity)

Product Type Features:

- Product Type = Contact
- Product Series = HDP-20 (Crimp Snap)
- Termination Method to Wire/Cable = Crimp
- Wire Insulation Diameter (mm [in]) = 1.27 - 1.52 [0.050 - 0.060]
- Insulation Support = Yes
- Grade = Standard

Mechanical Attachment:

- Contact Retention in Housing = Crimp Snap-In

Termination Features:

- Solder Tail Contact Plating = Tin

Body Features:

- Wire Range (mm² [AWG]) = 0.2 - 0.6 [24-20]
- Used With = AMPLIMITE HDP-20, CPC Connectors

Contact Features:

- Contact Type = Socket
- Contact Base Material = Phosphor Bronze
- Contact Plating, Mating Area, Material = Gold Flash
- Contact Size = 20

Industry Standards:

- [RoHS/ELV Compliance](#) = RoHS compliant, ELV compliant
- [Lead Free Solder Processes](#) = Not relevant for lead free process
- [RoHS/ELV Compliance History](#) = Always was RoHS compliant

Packaging Features:

- [Packaging Method](#) = Loose Piece

Other:

- Brand = AMP

Corporate Information

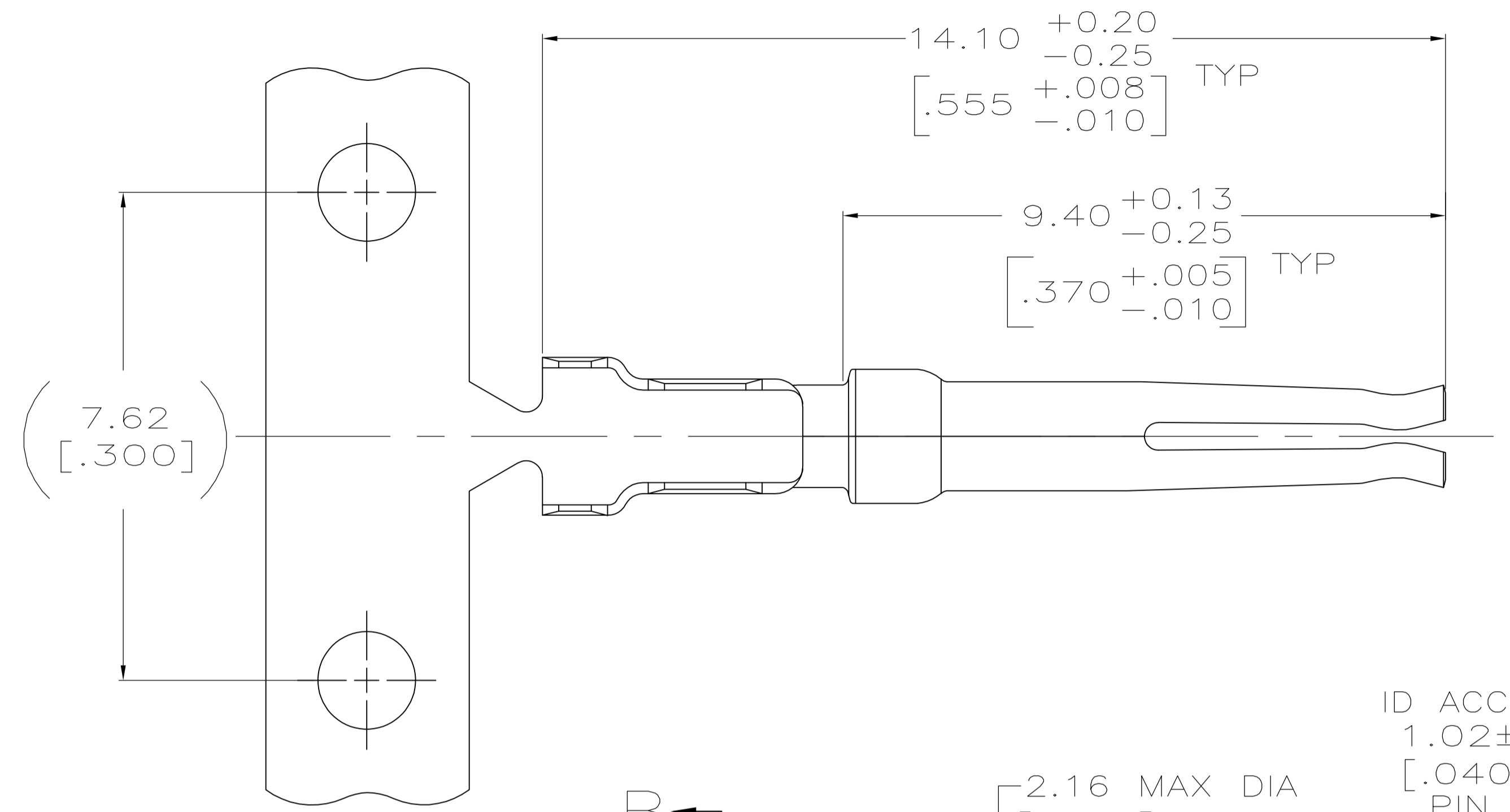
[About TE](#)
[Investors](#)

Quick Links

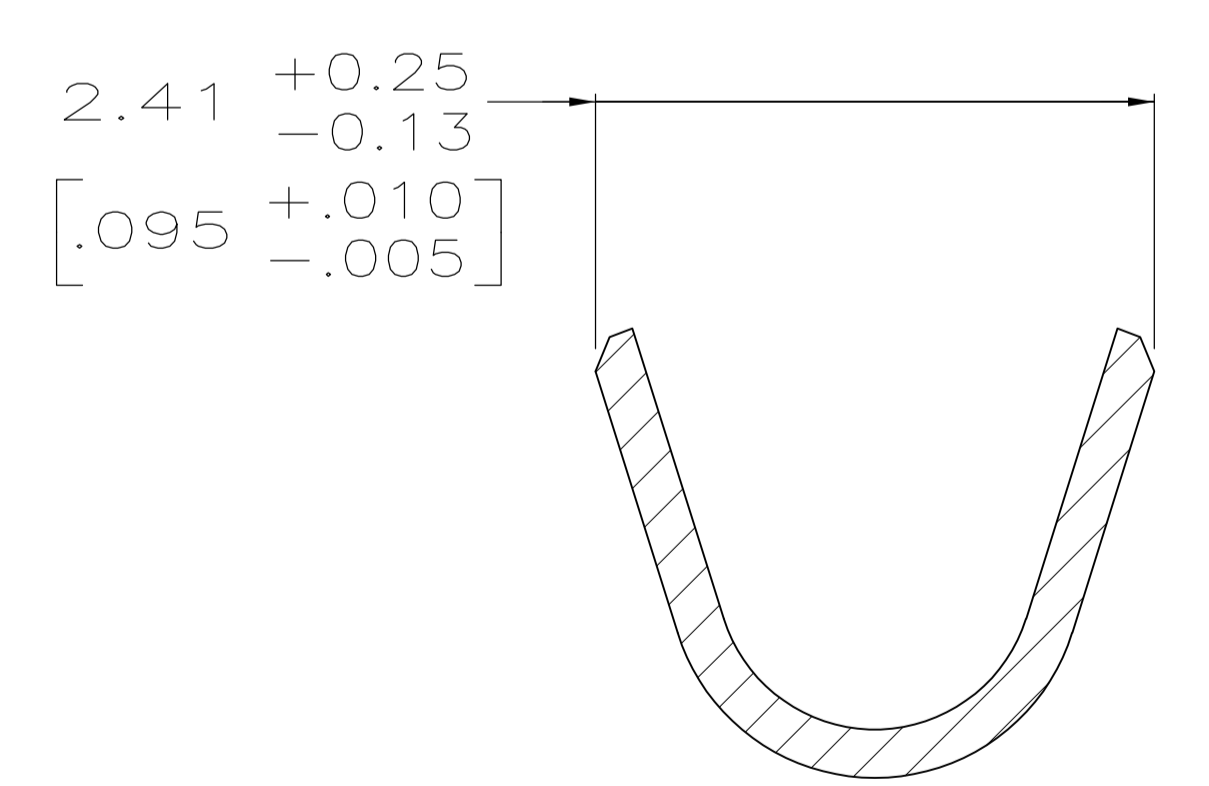
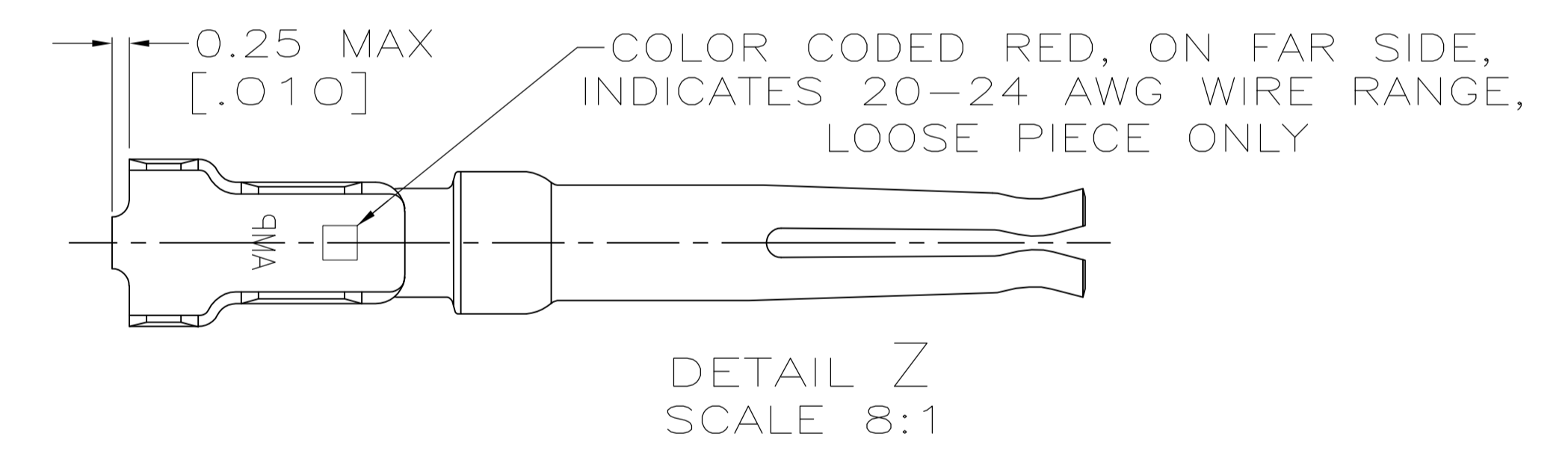
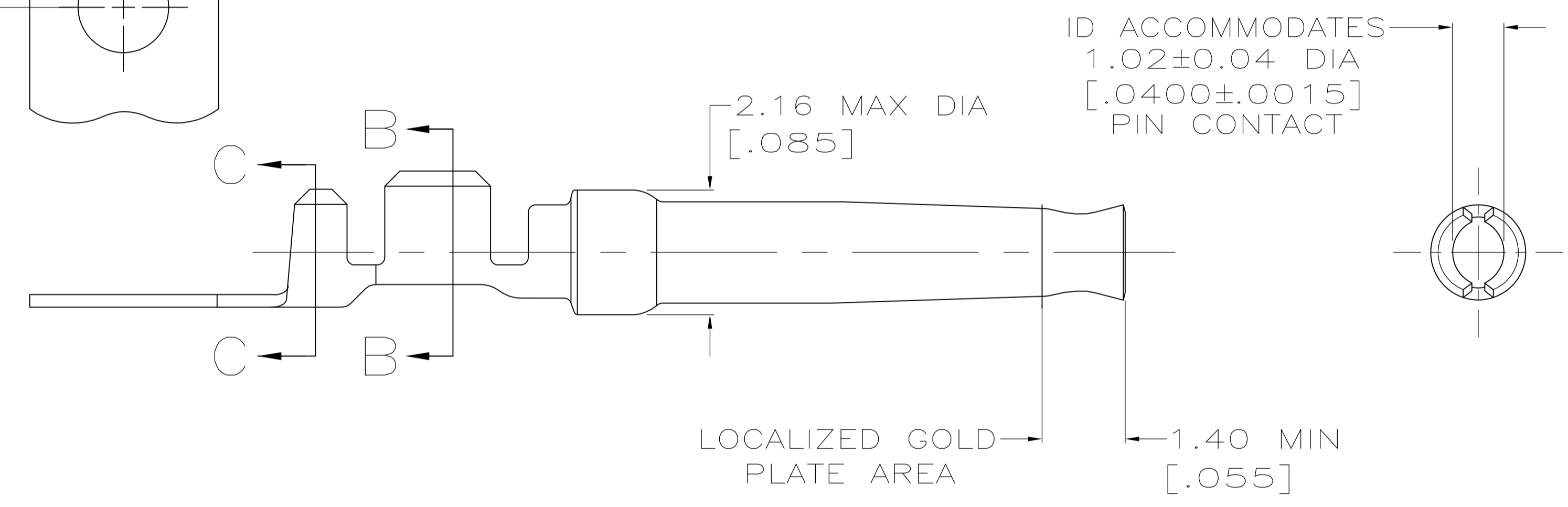
[Distributor Inventory](#)
[Product Cross Reference](#)

Customer Support

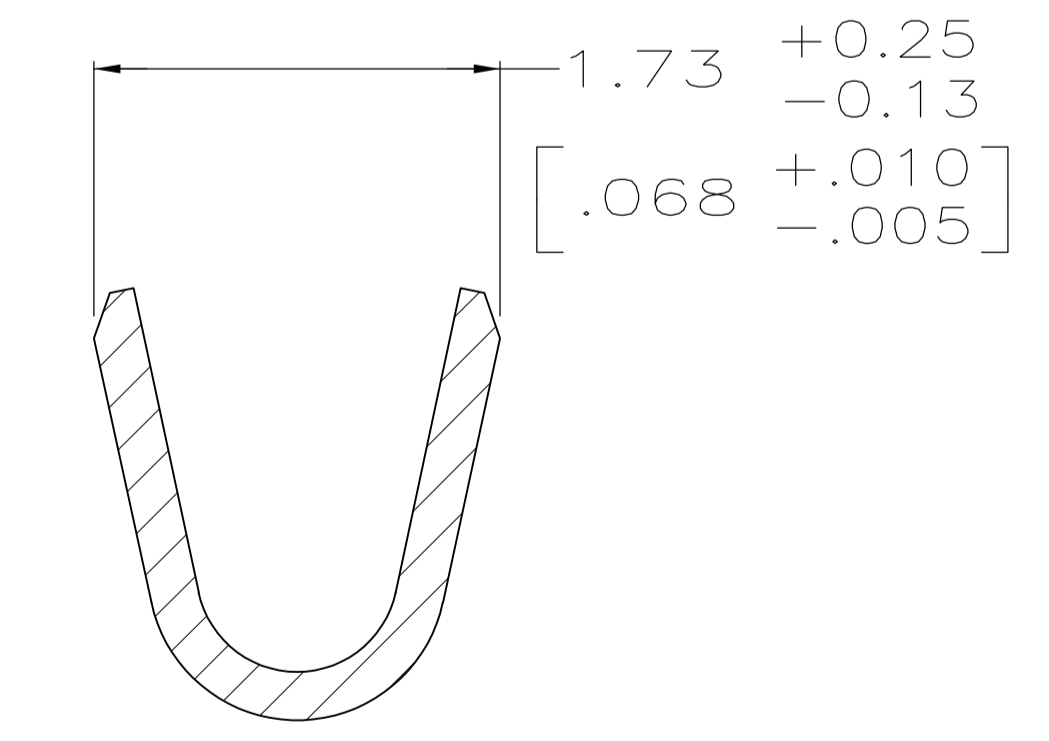
[Email or Chat With Us](#)
[Find a Phone Number](#)



- 1 FOR MINI-APPLICATOR AND STRIPPER CRIMPER.
- 2 FOR HAND TOOL USE ONLY.
- 3. WIRE RANGE OF 20-24 AWG. INSULATION RANGE OF 1.27/1.52 [.050-.060].
- 4. TIN PLATING MAY NOT APPEAR ON CARRIER STRIP.
- 5 GOLD FLASH ON INSIDE OF LOCALIZED GOLD PLATE AREA, 2.54μm [.000100] TIN PLATED ON CRIMP BARRELS, ALL OVER 0.76μm [.000030] NICKEL UNDERPLATE.
- 6 PLATED WITH 0.76μm [.000030] GOLD ON INSIDE OF LOCALIZED GOLD PLATE AREA, 2.54μm [.000100] TIN ON CRIMP BARRELS, ALL OVER 1.27μm [.000050] NICKEL UNDERPLATE.
-OR-
GOLD FLASH OVER PALLADIUM-NICKEL, 0.76μm [.000030] TOTAL ON INSIDE OF LOCALIZED GOLD PLATE AREA, 2.54μm [.000100] TIN ON CRIMP BARRELS, ALL OVER 1.27μm [.000050] NICKEL UNDERPLATE.
- 7 GOLD FLASH ON INSIDE OF LOCALIZED GOLD PLATE AREA, 0.76μm [.000030] MIN TIN ON CRIMP BARRELS, ALL OVER 0.76μm [.000030] MIN NICKEL UNDERPLATE.
- 8 SPECIAL PACKAGING.



SECTION C-C
SCALE 20:1
INSULATION BARREL



SECTION B-B
SCALE 20:1
WIRE BARREL

6	1	-	8	1658537-6
7	1	-		1658537-5
6	2	SEE DETAIL Z		1658537-4
6	1			1658537-3
5	2	SEE DETAIL Z		1658537-2
5	1	-		1658537-1
FINISH	USE	LOOSE PIECE	PART NUMBER	

THIS DRAWING IS A CONTROLLED DOCUMENT.

DIMENSIONS: mm [INCHES]	TOLERANCES UNLESS OTHERWISE SPECIFIED:	DIN G. ATTADIA - DOCKS 01-10-05	APVD J. GFRACE 01-10-05	NAME M. WALMSLEY 01-10-05
0 PLC ± -	1 PLC ± -	PRODUCT SPEC 108-40005		
2 PLC ± ± 0.13 [.005]	3 PLC ± -	APPLICATION SPEC 114-10000		
4 PLC ± -	ANGLES ± -	MATERIAL PHOSPHOR BRONZE	FINISH SEE TABLE	WEIGHT -
		SIZE A1		CAGE CODE 00779
		DRAWING NO. 1658537		RESTRICTED TO
		CUSTOMER DRAWING		SCALE - SHEET 1 OF 1 REV D1

STE TE Connectivity

SOCKET CONTACT, 20 DF, 20-24 AWG, AMPLIMITE