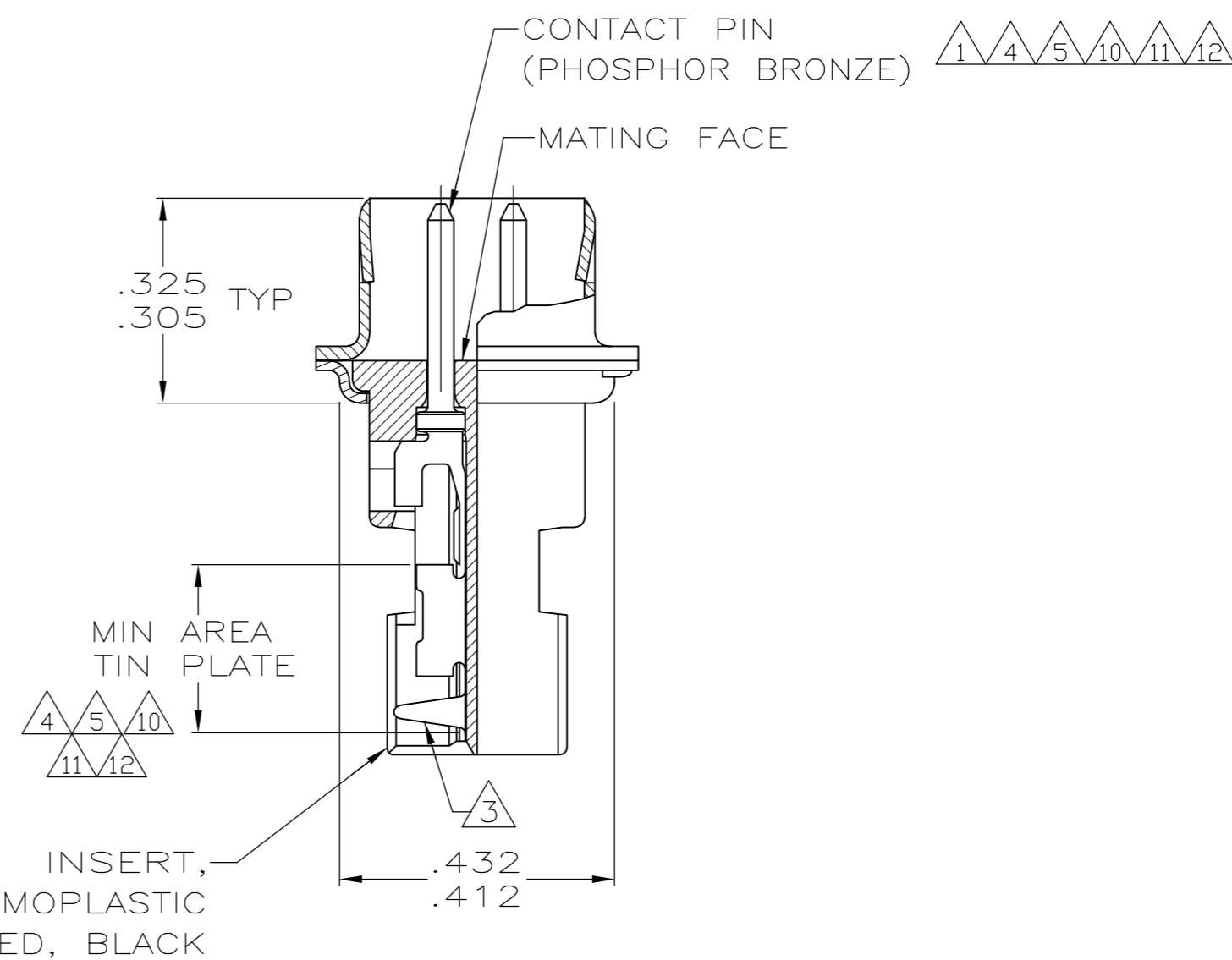
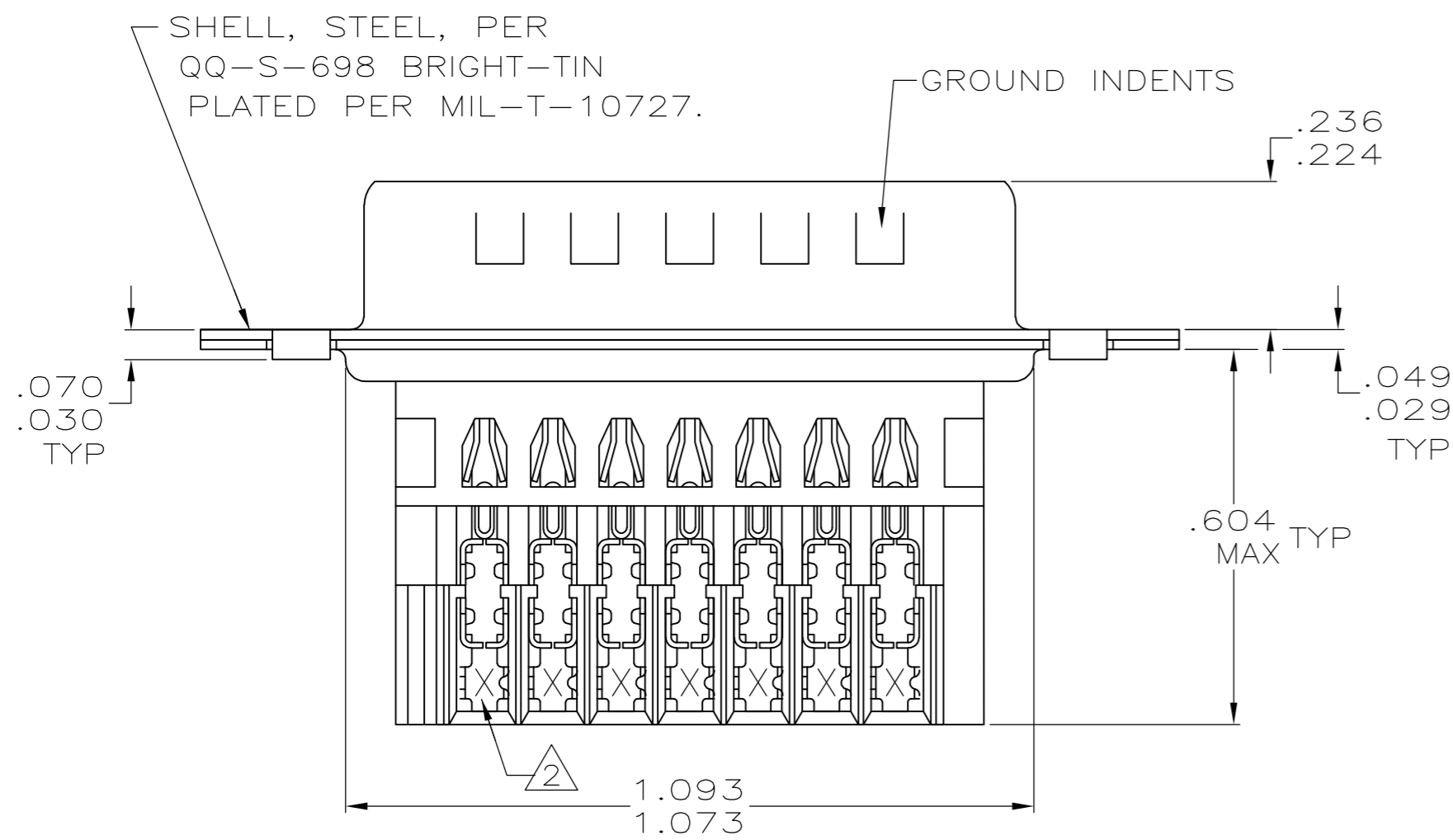
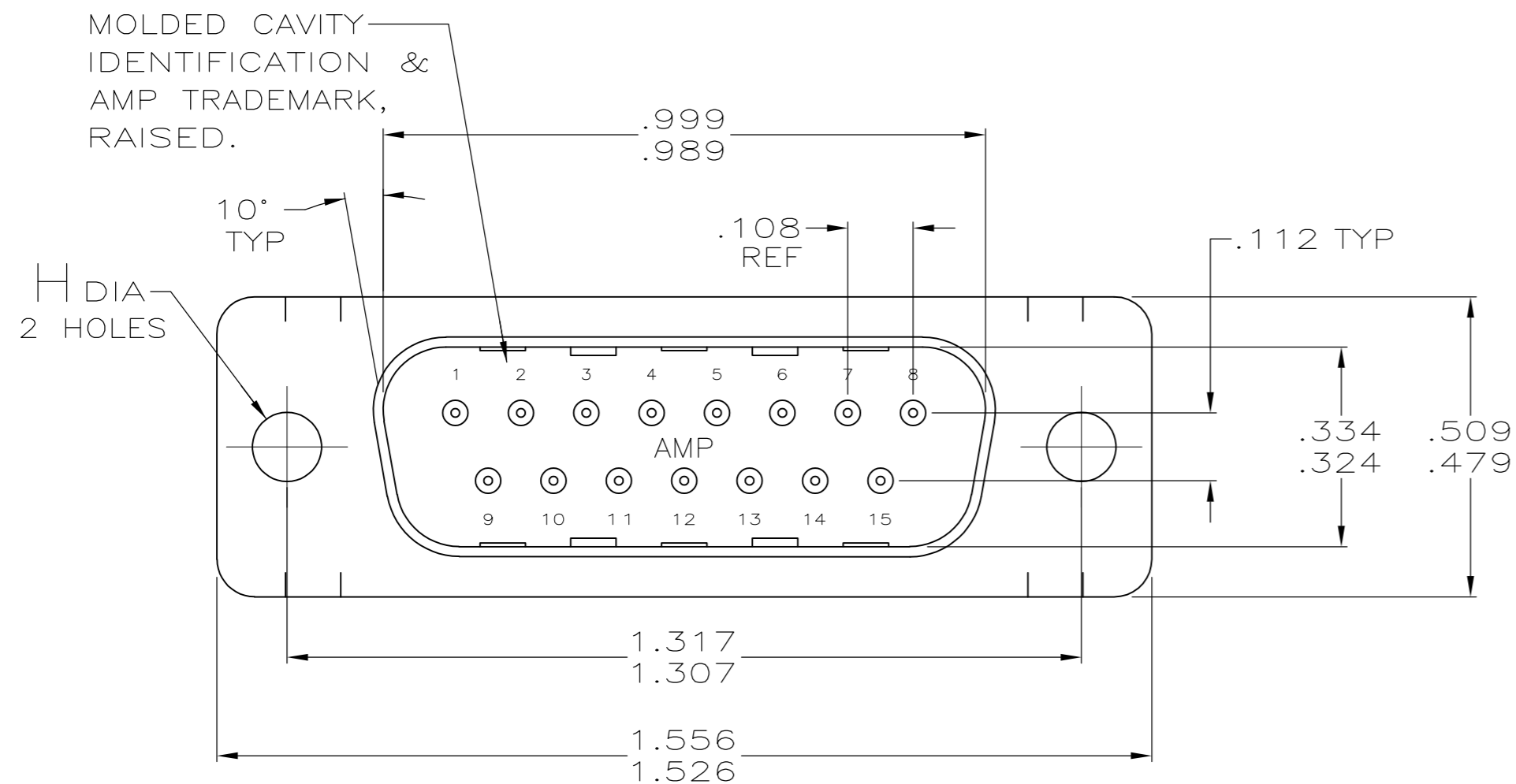


THIS DRAWING IS UNPUBLISHED. RELEASED FOR PUBLICATION
 © COPYRIGHT BY TYCO ELECTRONICS CORPORATION. ALL RIGHTS RESERVED.

LOC		DIST		REVISIONS			
P	LTR	DESCRIPTION	DATE	DWN	APVD		
GP	00	W1	REVISED PER ECO-07-008164	27JUL07	JDP	CWR	



THIS DRAWING IS A CONTROLLED DOCUMENT.		DWN 11-16-04 L. VARELA - DOCK5	Tyco Electronics Corporation Harrisburg, PA 17105-3608
DIMENSIONS: INCHES		CHK 11-16-04 J. GERACE	
TOLERANCES UNLESS OTHERWISE SPECIFIED:		APVD 11-16-04 M. WALMSLEY	NAME
0 PLC ± - 1 PLC ± - 2 PLC ± - 3 PLC ± .005 4 PLC ± - ANGLES ± 2°		PRODUCT SPEC 108-40011	PLUG ASSEMBLY, METAL SHELL, SIZE 2, 15 POSITION, SERIES HDE-20 FOR MASS TERMINATION
MATERIAL SEE CALL OUT		FINISH SEE TABLES	SIZE CAGE CODE DRAWING NO RESTRICTED TO
		WEIGHT -	A2 00779 C=745494 -
		CUSTOMER DRAWING	SCALE 4:1 SHEET 1 OF 2 REV W1

THIS DRAWING IS UNPUBLISHED. RELEASED FOR PUBLICATION
 © COPYRIGHT BY TYCO ELECTRONICS CORPORATION. ALL RIGHTS RESERVED.

LOC	DIST	REVISIONS			
P	LTR	DESCRIPTION	DATE	DWN	APVD
GP	00	SEE SHEET 1	-	-	-

- ① HOUSING FULLY LOADED WITH CONTACTS.
- ② NUMBER ON CONTACT INDICATES WIRE RANGE.
- ③ CONTACT INSULATION RANGE: .060 MAXIMUM O.D.
- ④ CONTACTS GOLD PLATED FOR A LENGTH OF .150 MIN FROM MATING END, .000030 MIN GOLD IN MATED AREA, .000100-.000200 BRIGHT TIN OR BRIGHT TIN-LEAD IN AREA SHOWN, ALL OVER .000050 MIN NICKEL UNDERPLATE ON ENTIRE CONTACT.
OR
CONTACTS GOLD PLATED FOR A LENGTH OF .150 MIN FROM MATING END, GOLD FLASH OVER .000030 MIN PALLADIUM-NICKEL IN MATED AREA, .000100-.000200 BRIGHT TIN OR BRIGHT TIN-LEAD IN AREA SHOWN, ALL OVER .000050 MIN NICKEL UNDERPLATE ON ENTIRE CONTACT.
- ⑤ GOLD PLATED FOR LENGTH OF .150 MIN FROM MATING END, GOLD FLASH IN MATED AREA. .000100-.000200 BRIGHT TIN OR BRIGHT IN TIN-LEAD AREA SHOWN. .000030 NICKEL UNDERPLATE ON ENTIRE CONTACT.
- ⑥ OBSOLETE PART NUMBER.
- ⑦ GOLD PLATED FOR LENGTH OF .150 MIN FROM MATING END, .000050 MIN GOLD IN MATED AREA. .000100-.000200 BRIGHT TIN OR BRIGHT IN TIN-LEAD AREA SHOWN. .000050 NICKEL UNDERPLATE ON ENTIRE CONTACT.
- ⑨ SUPERSEDED BY 745494-5
- ⑩ CONTACTS GOLD PLATED FOR A LENGTH OF .150 MIN FROM MATING END, .000030 MIN GOLD IN MATED AREA, .000100-.000200 MATTE TIN IN AREA SHOWN, ALL OVER .000050 MIN NICKEL UNDERPLATE ON ENTIRE CONTACT.
OR
CONTACTS GOLD PLATED FOR A LENGTH OF .150 MIN FROM MATING END, GOLD FLASH OVER .000030 MIN PALLADIUM-NICKEL IN MATED AREA, .000100-.000200 MATTE TIN IN AREA SHOWN, ALL OVER .000050 MIN NICKEL UNDERPLATE ON ENTIRE CONTACT.
- ⑪ CONTACTS PLATED GOLD FLASH FOR A LENGTH OF .150 MIN FROM MATING END, .000100-.000200 MATTE TIN IN AREA SHOWN, ALL OVER .000030 MIN NICKEL UNDERPLATE ON ENTIRE CONTACT.
- ⑫ CONTACTS GOLD PLATED FOR A LENGTH OF .150 MIN FROM MATING END, .000050 MIN GOLD IN MATED AREA, .000100-.000200 MATTE TIN IN AREA SHOWN, ALL OVER .000050 MIN NICKEL UNDERPLATE ON ENTIRE CONTACT.
OR
CONTACTS GOLD PLATED FOR A LENGTH OF .150 MIN FROM MATING END, GOLD FLASH OVER .000050 MIN PALLADIUM-NICKEL IN MATED AREA, .000100-.000200 MATTE TIN IN AREA SHOWN, ALL OVER .000050 MIN NICKEL UNDERPLATE ON ENTIRE CONTACT.

STANDARD	.156 .146	⑫	2	#22-26	1-745494-9
STANDARD	.125 .115	⑫	2	#22-26	1-745494-8
STANDARD	.125 .115	⑩	1	#26-30	1-745494-7
STANDARD	.125 .115	⑪	2	#22-26	1-745494-6
STANDARD	.125 .115	⑩	2	#22-26	1-745494-5
STANDARD	.125 .115	⑦	2	#22-26	⑥ 1-745494-4
SMALL PACK	.125 .115	⑤	2	#22-26	⑨ 1-745494-3
STANDARD	.156 .146	⑦	2	#22-26	⑥ 1-745494-2
			2	#22-26	⑥ 1-745494-1
STANDARD	.156 .146	⑤	1	#26-30	⑥ 1-745494-0
			3	#20-22	⑥ 745494-9
			2	#22-26	⑥ 745494-8
STANDARD	.125 .115	⑤	1	#26-30	⑥ 745494-7
			3	#20-22	⑥ 745494-6
			2	#22-26	⑥ 745494-5
STANDARD	.125 .115	④	1	#26-30	⑥ 745494-4
			3	#20-22	⑥ 745494-3
			2	#22-26	⑥ 745494-2
PACKAGING	H	CONTACT FINISH	②	AWG WIRE RANGE	PART NUMBER

745494

B

A

THIS DRAWING IS A CONTROLLED DOCUMENT.		DWN 11-16-04 L. VARELA - DOCK5	Tyco Electronics Corporation Harrisburg, PA 17105-3608	
DIMENSIONS: INCHES		CHK 11-16-04 J. GERACE	Tyco Electronics	
TOLERANCES UNLESS OTHERWISE SPECIFIED:		APVD 11-16-04 M. WALMSLEY	NAME	
0 PLC ± - 1 PLC ± - 2 PLC ± - 3 PLC ± .005 4 PLC ± - ANGLES ± 2°		PRODUCT SPEC 108-40011	PLUG ASSEMBLY, METAL SHELL, SIZE 2, 15 POSITION, SERIES HDE-20 FOR MASS TERMINATION	
MATERIAL SEE CALL OUT		APPLICATION SPEC 114-40002	SIZE A2	RESTRICTED TO -
FINISH SEE TABLES		WEIGHT -	CAGE CODE 00779	DRAWING NO C=745494
CUSTOMER DRAWING			SCALE 4:1	SHEET 2 of 2
			REV W1	