THIS DRAWING IS UNPUBLISHED. / VERTRAULICHE UNVEROEFFENTLICHTE ZEICHNUNG | RELEASED FOR PUBLICATION / FREI FUER VEROEFFENTLICHUNG

© COPYRIGHT – By – | ALL RIGHTS RESERVED. / ALLE RECHTE VORBEHALTEN.

LOC	DIST
AI	–
PROJECT NR.: 94-52140	

REVISIONS / AENDERUNGEN

P	LTR	DESCRIPTION / BESCHREIBUNG	DATE	DWN	APVD
	J4	REVISED PER ECO-11-005150	21MAR11	RK	HMR
	J5	PN 1-968882-2 and 1-968896-2 aktiv.	25OCT11	Kirs.	Mair.

REMARKS
Bemerkungen

1 MATING PART SEE INTERFACE DRAWING TE-NO: 114-18230-002
Gegenstecker nach Ausfuehrungsvorschrift TE-Nr.: 114-18230-002

△2 ONLY FOR FLR-WIRE SEE DIN 72551, PART 6
Nur fuer FLR-Leitung nach DIN 72551,Teil 6

3 APPLICATION OF CONTACTS VERSION A+B SEE SPEC.:114-18148
Verarbeitung der Kontakte Ausfuehrung A+B siehe Spec.:114-18148

△4 SURFACE:
- PRE TIN PLATED 1 TO 3 µm
- GOLD PLATED MIN. 2µm (only contact area)
- SILVER PLATED 3 TO 5µm (only contact area)

Oberflaeche:
-verzinnt 1 bis 3µm
-galv.vergoldet min. 2µm (nur Kontaktzone)
-galv. versilbert 3 bis 5µm (nur Kontaktzone)

△5 DOUBLE CRIMPS ARE ONLY POSSIBLE WITH APPLICATORS AUTHORIZED BY TE (NO HAND TOOL!) SUITABLE TOOLS ON REQUEST
Doppelanschlaege sind nur mit von TE zugelassenen Anschlagwerkzeugen moeglich (keine Handzangen!) passende Werkzeuge auf Anfrage

△6 GAUGE INSPECTION
Lehrenpruefung

7 DETAILS OF DESIGN ARE LEFT TO MANUFACTURER
Einzelheiten der Ausfuehrung bleiben dem Hersteller ueberlassen

8 ONLY THE GERMAN-LANGUAGE VERSION SHALL BE BINDING
Massgebend ist der deutsche Text

△9 IN THE TRANSITION SUPPLY OF REV. D PERMISSIBLE
Im Uebergang Lieferung von Rev. D zulaessig

△10 PUNCHING OIL: RAZIOL CLF 11 SG
Stanzoel:

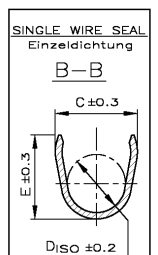

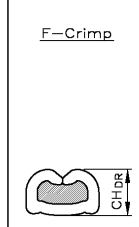

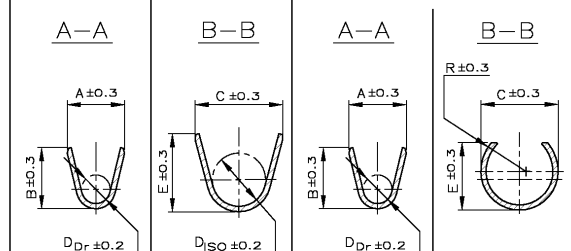

VERSION Ausfuehrung	ORDER-NO. STRIP FORM Bestell-Nr. Bandware	Rev. △9	ORDER-NO. LOOSE PIECE Bestell-Nr. Einzelausfuehrung	Rev. △9	MATERIAL Werkstoff	SURFACE Oberflaeche △4		APPLICATION TOOL POSSIBLE DOUBLE CRIMPS Anschlag-WKZ moegl. Doppelanschlaege	HAND TOOL Handzange	WIRE SIZE RANGE Leiterquerschnitt mm²	CH DR WIRE CRIMP Drahtcrimp PROCESS PARAMETER Verarbeitungsparameter mm	A (Strip form, Wire crimp)	B	D DR	C (Strip form, Isolation crimp)	E	D ISO	A (Loose piece, Wire crimp)	B	D DR	C (Loose piece, Isolation crimp)	E	R	F	G	H	J	K	SINGLE WIRE SEAL Einzeldichtung TE CONNECTIVITY NO.	DEAD END PLUG Blindstopfen TE CONNECTIVITY NO.
SINGLE WIRE SEAL / Einzeldichtung	1-1719506-3	A	–		CuNiSi	SILVER PLATED versilbert		–	–	12 AWG	–	4.0	4.2	2.0	5.0	5.0	3.5	–	–	–	–	–	–	3.5	5.9	7.5	0.8	21.0	828905-1	828922-1
	1-1719506-1	A	–		CuNiSi	PRE TIN PLATED verzinnt																								
	1-968859-4	E	1-968877-4	E	CuNiSi △10	SILVER PLATED versilbert	SINGLE CRIMP Einzelanschlag	x-541537-x	Basis-HZ 539635-1 Matrize 539727-2	4.0 △2	2.27	4.5	4.7	2.3	6.0	6.0	4.3	3.4	4.8	2.3	5.5	5.4	3.3	4.3	6.9	8.5	1.25	22.6	828985-1	828986-1
	1-968859-3	E	1-968877-3	E	CuNiSi	SILVER PLATED versilbert																								
	~~1-968859-2~~	–	~~1-968877-2~~	–	CuNiSi	GOLD PLATED vergoldet																								
	1-968859-1	E	1-968877-1	E	CuNiSi	PRE TIN PLATED verzinnt																								
	1-968857-4	E	1-968876-4	E	CuNiSi △10	SILVER PLATED versilbert	SINGLE CRIMP Einzelanschlag	x-878974-x	Basis-HZ 539635-1 Matrize 539727-2	2.5 / 1.5 △2	1.88 / 1.58	3.6	3.8	1.7	5.0	5.0	3.5	2.8	3.9	1.7	4.8	4.4	2.8	3.5	5.9	7.5	0.8	21	828905-1	828922-1
	1-968857-3	E	1-968876-3	E	CuNiSi	SILVER PLATED versilbert																								
	~~1-968857-2~~	–	~~1-968876-2~~	–	CuNiSi	GOLD PLATED vergoldet																								
	1-968857-1	E	1-968876-1	E	CuNiSi	PRE TIN PLATED verzinnt																								
	1-968855-4	E	1-968875-4	E	CuNiSi △10	SILVER PLATED versilbert	SINGLE CRIMP Einzelanschlag	x-878973-x	Basis-HZ 539635-1 Matrize 539726-2	1.0 / 0.75 / 0.5 △2	1.36 / 1.27 / 1.18	2.5	2.7	1.2	4.8	4.8	3.3	2.2	2.8	1.2	4.4	4.2	2.6	3	5.4	7	0.75	21	828904-1	828922-1
	1-968855-3	E	1-968875-3	E	CuNiSi	SILVER PLATED versilbert																								
	1-968855-2	E	1-968875-2	E	CuNiSi	GOLD PLATED vergoldet																								
	1-968855-1	E	1-968875-1	E	CuNiSi	PRE TIN PLATED verzinnt																								
	1-968882-3	E	1-968896-3	E	CuNiSi	SILVER PLATED versilbert	SINGLE CRIMP Einzelanschlag	x-541563-x	Basis-HZ 539635-1 Matrize 539725-2	0.35 △2	1.08	2.1	2.1	0.8	4.5	4.5	3.2	1.7	2.15	0.8	4.2	4.15	2.4	2.5	4.9	6.5	0.75	21	828904-1	828922-1
	1-968882-2	E	1-968896-2	E	CuNiSi	GOLD PLATED vergoldet																								
	1-968882-1	E	1-968896-1	E	CuNiSi	PRE TIN PLATED verzinnt																								
STANDARDCRIMP	1-968853-3	E	1-968874-3	E	CuNiSi	SILVER PLATED versilbert	SINGLE CRIMP Einzelanschlag / DOUBLE CRIMP Doppelanschlag	x-541534-x / – –	Basis-HZ 539635-1 Matrize 539723-2 / △5	4.0 △2	2.27	4.5	4.7	2.3	5.7	5.9	3.3	3.4	4.8	2.3	4.4	5.2	2.6	4.3	6.6	8.5	0.8	22.6		
	~~1-968853-2~~	–	~~1-968874-2~~	–	CuNiSi	GOLD PLATED vergoldet																								
	1-968853-1	E	1-968874-1	E	CuNiSi	PRE TIN PLATED verzinnt																								
	1-968851-3	E	1-968873-3	E	CuNiSi	SILVER PLATED versilbert	SINGLE CRIMP Einzelanschlag / DOUBLE CRIMP Doppelanschlag	x-541536-x / x-541628-x: 0.50 + 0.75, 0.50 + 1.00, 0.75 + 0.75, 0.75 + 1.00, 0.75 + 1.50, 1.00 + 1.00, 1.00 + 1.50	Basis-HZ 539635-1 Matrize 539723-2 / △5	2.5 / 1.5 △2	1.88 / 1.58	3.6	3.8	1.7	4.6	4.8	2.6	2.8	3.9	1.7	3.8	4.4	2.3	3.5	5.1	6.7	0.3	20.2		
	1-968851-2	E	1-968873-2	E	CuNiSi	GOLD PLATED vergoldet																								
	1-968851-1	E	1-968873-1	E	CuNiSi	PRE TIN PLATED verzinnt																								
	1-968849-3	E	1-968872-3	E	CuNiSi	SILVER PLATED versilbert	SINGLE CRIMP Einzelanschlag / DOUBLE CRIMP Doppelanschlag	x-541535-x / x-541627-x: 0.50 + 0.50	Basis-HZ 539635-1 Matrize 539722-2 / △5	1.0 / 0.75 / 0.5 △2	1.36 / 1.27 / 1.18	2.5	2.7	1.2	3.3	3.5	1.8	2.2	2.8	1.2	2.8	3.2	1.6	3	4.6	6.2	0.2	20.2		
	1-968849-2	E	1-968872-2	E	CuNiSi	GOLD PLATED vergoldet																								
	1-968849-1	E	1-968872-1	E	CuNiSi	PRE TIN PLATED verzinnt																								
	1-968880-3	E	1-968895-3	E	CuNiSi	SILVER PLATED versilbert	SINGLE CRIMP Einzelanschlag	x-541562-x	Basis-HZ 539635-1 Matrize 539721-2	0.5 / 0.35 / 0.25 / 0.2 △2	1.14 / 1.08 / 1.02 / 1.00	2.1	2.1	0.8	2.9	2.9	1.4	1.7	2.15	0.8	2.5	2.5	1.4	2.5	3.7	5.7	0.2	20.2		
	~~1-968880-2~~	–	~~1-968895-2~~	–	CuNiSi	GOLD PLATED vergoldet																								
	1-968880-1	E	1-968895-1	E	CuNiSi	PRE TIN PLATED verzinnt																								

EXTRACTION TOOL Ausdrueckwerkzeug Nr. 929039

STRIP FORM/Bandware — LOOSE PIECE/Einzelausfuehrung — CRIMPDIMENSIONS / Crimpabmessungen mm

4805 (3/11)

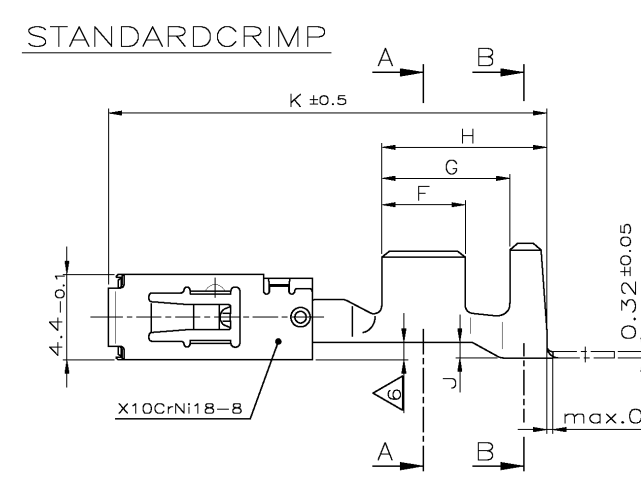

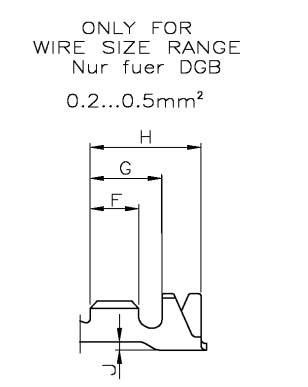

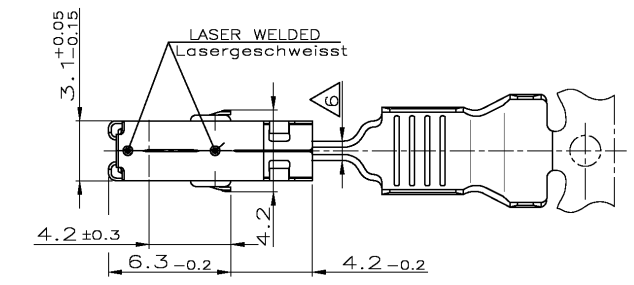

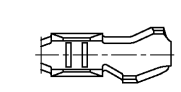

SINGLE WIRE SEAL
Einzeldichtungssystem

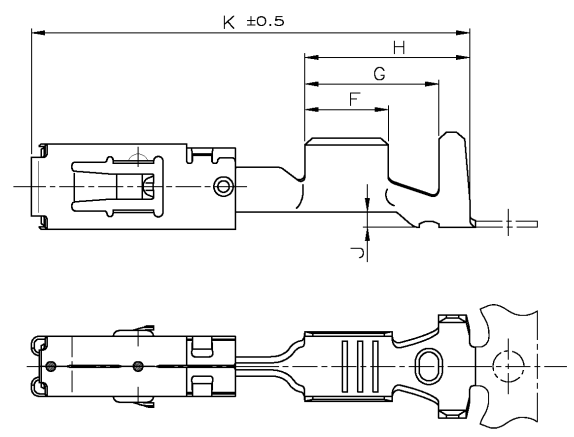

THIS DRAWING IS A CONTROLLED DOCUMENT.
DIESE ZEICHNUNG IST EIN KONTROLLIERTES DOKUMENT.

DIMENSIONS: DIMENSIONEN mm	TOLERANCES UNLESS OTHERWISE SPECIFIED: ALLGEMEINTOLERANZEN	DWN S. Blidar 22.09.97	TE Connectivity
	~~n. ISO 8015~~ ~~n. ISO 2768 – mH –E~~ ~~n. DIN 16901 – 140~~	CHK G. Hotea 22.09.97	NAME: PRODUCT GROUP DRAWING FOR Tabellenzeichnung fuer AMP MCP2.8
	0 PLC ± 0.2; 1 PLC ± 0.2; 2 PLC ± –; 3 PLC ± –; 4 PLC ± –; ANGLES/WINKEL ± 1°	APVD J. Woller 22.09.97	
		PRODUCT SPEC PRODUKTSPEZ. 108-18513	SIZE A1
		APPLICATION SPEC VERARBEITUNGSSPEZ. 114-18148	CAGE CODE 00779
MATERIAL –	FINISH/OBERFLAECHE/FARBE –	WEIGHT GEWICHT –	DRAWING NO ZEICHNUNGS-NR. (REPLACES 116-18018-001) C-1355036; RESTRICTED TO NUR FUER –
		CUSTOMER DRAWING / KUNDENZEICHNUNG	SCALE MASSSTAB 5:1; SHEET BLATT 1 OF VON 1; REV J5

Downloaded from Elcodis.com electronic components distributor