



ELCON MINI POWER CONNECTORS & CABLE ASSEMBLIES

Pack more power into smaller spaces with our ELCON Mini power interconnects that feature a small, 8mm height form-factor and support higher current than similar sized solutions - up to 40 Amps per contact, and rated for 400 Volts AC or DC.

These interconnects provide confidence in system performance with their low resistance, highly reliable interface. Features include positive metal latch retention, optional coding contacts for sense/detect functionality, use of industry-proven crimp contacts and excellent price to performance ratio.

We offer a broad, versatile portfolio of our ELCON Mini power interconnects including press fit attach options and original solder tail parts, multiple position sizes, right-angle or vertical mount, as well as sequenced and touch-proof contacts. Our ELCON Mini power cable assemblies are offered in standard or high-flex designs for easier routability, metal latch or plastic pull-tab types, and are highly customizable to better fit tight design requirements.

ELCON Mini Power Interconnects

Typical Applications

- Power distribution
- Power supplies
- Data centers
- Wireless
- High Performance Computing (HPC)
- Storage
- Servers
- Switches & routers
- Industrial electronic equipment cabinets
- Telecom base stations
- Factory automation
- Medical diagnostic equipment

Electrical

- Up to 40A per contact
- Voltage rating: 400V AC or DC
- Contact resistance: 0.3 milliohms max

Mechanical

- Metal latch retention supporting pull forces up to 100N
- Durability: 50 mating cycles


Materials

- Board connectors: LCP glass filled, color black, UL 94V-0
- Power Contacts: Copper Alloy, silver plated
- Optional coding contacts (2-position): Copper Alloy, selective gold plated
- Operating Temperature range: -40°C to 130°C

Specifications


- Product Specifications: 108-19346 (2-position), 108-128027 (3-position), 108-19429 (4-position)
- Application Specifications: 114-19110 (2-position), 114-129029 (3-position), 114-32039 (4-position)

2-Position




Unique integrated coding contact option allows different electronic functions such as sense and detect to be designed into the PDU electronics with activation on full insertion of the cable connector.

3-Position





Sequenced pin lengths for protective earth grounding, and touch-proof contacts for added safety.

4-Position



Shielded version available in addition to the standard unshielded design, and also offers a right-angle shielded cable back shell.



Key Features & Benefits

- Support high current up to 40A per contact and a 400V rating with a cost-effective stamped contact design
- Small, 8mm height form-factor that is roughly the size of a space-saving HDMI connector
- Offered in 2-, 3-, 4- and 6- (2x3) position configurations - broader, more versatile portfolio than the competition
- Connector available in both vertical and right-angle mounts as well as press fit and through hole
- Low resistance, highly reliable interface
- Positive metal latch retention
- Pull tab for power I/O applications*
- Coding contacts for sense/detect functionality*
- Touch-proof contacts and third pin for protective grounding*
- Press-fit attach or solder tail parts*
- Cable assemblies offered in standard or high-flex designs for easier routability, and are highly customizable
- Support 14-10 AWG cable sizes (2.5mm² to 6mm²)

*Optional features. May not be available in all configurations

ELCON Mini Power Interconnects

PCB-Mounted Headers

TE Part Number	Positions	Vertical or Right Angle	PCB Attach	Additional Description
1982295-1	2	Right Angle	Solder	With coding contacts
1982295-2	2	Right Angle	Solder	Without coding contact
2042274-1	2	Vertical	Solder	With coding contacts
2042274-2	2	Vertical	Solder	Without coding contact
2042274-6	2	Vertical	Press Fit	Without coding contact
2204529-1	3	Right Angle	Solder	Touch-proof power (2) and ground (1) contacts
2204529-2	3	Right Angle	Solder	Standard contacts
2204581-1	3	Right Angle	Press Fit	Touch-proof power (2) and ground (1) contacts
2204581-2	3	Right Angle	Press Fit	Standard contacts
2204585-1	3	Vertical	Press Fit	Power (2) and ground (1) contacts
2204585-2	3	Vertical	Solder	Power (2) and ground (1) contacts
2204585-3	3	Vertical	Press Fit	Standard contacts
2204585-4	3	Vertical	Solder	Standard contacts
2204585-5*	3	Vertical	Press Fit	Touch-proof power (2) and ground (1) contacts
2204585-6*	3	Vertical	Solder	Touch-proof power (2) and ground (1) contacts
2204535-1	Stacked (2x3)	Right Angle	Solder	Touch-proof power and ground contacts
2173132-1	4	Vertical	Solder	Unshielded
2173132-2	4	Vertical	Press Fit	Unshielded
2173211-1	4	Vertical	Solder	Shielded
2173211-2	4	Vertical	Press Fit	Shielded

*Part is not yet tooled

Standard Cable Assemblies (double-ended)

TE Part Number	Positions	Pull Tab	Configuration	Length (mm)	AWG
2304886-1	3	Extended pull tab	Vertical	250	12
2304889-1	4	None	Vertical	250	10
2304890-1	4	None	Right angle	250	14
2304883-1	2	Shirt pull tab	Vertical	250	10

Above are standard part numbers that are available for general sale or samples. We can work with you on customized assemblies that fit your needs - contact a TE representative to learn more.

For More Information

TE Technical Support Center

USA:	1.800.522.6752
Canada:	1.905.475.6222
Mexico:	52.0.55.1106.0800
Latin/S. America:	54.0.11.4733.2200
Germany:	49.0.6251.133.1999
UK:	44.0.800.267666
France:	33.0.1.3420.8686
Netherlands:	31.0.73.6246.999
China:	86.0.400.820.6015

te.com/products/ELCON

ELCON, TE Connectivity, TE, TE Connectivity (logo) and Every Connection Counts are trademarks.
All other logos, products and/or company names referred to herein might be trademarks of their respective owners.

The information given herein, including drawings, illustrations and schematics which are intended for illustration purposes only, is believed to be reliable. However, TE Connectivity makes no warranties as to its accuracy or completeness and disclaims any liability in connection with its use. TE Connectivity's obligations shall only be as set forth in TE Connectivity's Standard Terms and Conditions of Sale for this product and in no case will TE Connectivity be liable for any incidental, indirect or consequential damages arising out of the sale, resale, use or misuse of the product. Users of TE Connectivity products should make their own evaluation to determine the suitability of each such product for the specific application.

©2016 TE Connectivity Ltd. family of companies. All Rights Reserved.

1-1773894-6 10/16 DND