

Introducing
Hermaphroditic Blade and
Receptacle Connector
Wire-to-Board, Board-to-Board and Dust Cover

 **Tyco Electronics**
Our commitment. Your advantage.

Hermaphroditic Blade and Receptacle Connector : Wire-to-Board

KEY FEATURES

- Available in 2, 4, and 6 positions
- Connector mates to new Hermaphroditic Blade and Receptacle Board-to-Board part numbers
- Positive Latching
- Connector accepts crimp snap contacts
- Contacts accept 18 – 22 AWG stranded wire
- Contacts packaged on 24 inch reels for high speed lead termination
- Housings are bulk packaged
- RoHS compliant

DESCRIPTIONS

The Wire-to-Board connector is a new plug connector that mates to the new part number series of the surface mount Hermaphroditic Blade and Receptacle board to board connectors. The connector provides power to the first LED printed circuit board in a string of rigid printed circuit board light strips.

APPLICATIONS

LED Lighting Controls

LED Lighting Strips

Channel Lettering

ELECTRICAL

Operating Current : 6 AMPS

Operating Voltage : 125VAC/125VDC

Dielectric Withstanding Voltage : 1500VAC

MECHANICAL

Operating Temperature : -40°C to +105°C

Mating cycles : 10

MATERIALS

Housings : UL 94 V-0

Contacts : Tin plated brass

STANDARDS AND SPECIFICATIONS

114-13252 : Wire-to-Board Application Specification

108-2387 : Wire-to-Board Product Specification

UL and cUL recognized : File No. E28476

APPLICATION TOOLING

2063778-1 : PRO-CRIMPER III Hand Tool (includes die set)

2063778-2 : Die Set for Hand Tool

1852817-1 : Leadmaker Applicator

1852817-2 : AMP-O-LECTRIC "K" Press Applicator

1852817-3 : AMP-O-LECTRIC "G" Press Applicator

For more information visit : <http://tooling.tycoelectronics.com>

Hermaphroditic Blade and Receptacle Connector : Board-to-Board

KEY FEATURES

- Available in 2, 4, and 6 positions
- Connector mates to itself
- Single part to be stocked and placed onto pcb per position
- Connector mates and unmates horizontally and vertically
- Connector can be articulated from 90° to 180°
- Tape and reel packed for high speed SMT processes
- Low profile flat surface is compatible with SMT and reflow processing
- Rounded corners to minimize shadowing
- Redundant SMT pads
- Solder pad footprint compatible with Tyco Electronics SMT Poke-In LED connector
- Optional 2, 4 and 6 position dust cover available
- RoHS compliant

DESCRIPTIONS

The hermaphroditic blade and receptacle connector is a new SMT connector and is intended for use with in-line board-to-board applications.

APPLICATIONS

LED Lighting Controls, LED Lighting Strips, Channel Lettering

ELECTRICAL

Operating Current : 6 AMPS

Operating Voltage : 125VAC/125VDC

Dielectric Withstanding Voltage : 1500VAC

MECHANICAL

Operating Temperature : -40°C to +105°C

MATERIALS

Housings : UL 94V-0 high temperature resistant thermoplastic

Contacts : Copper Alloy, tin over nickel plated

Dust Cover : PBT

STANDARDS AND SPECIFICATIONS

114-13225 : Board-to-Board Application Specification

108-2342 : Board-to-Board Design Objectives

UL and cUL Recognized : File No. E28476

PRODUCT OFFERING

Blade and Receptacle SMT Connectors


| Part Number | POSITION | COLOR |
|-------------|----------|-------|
| 2058703-1 | 2 | White |
| 2058703-2 | 4 | White |
| 2058703-3 | 6 | White |
| 1-2058703-1 | 2 | Black |
| 1-2058703-2 | 4 | Black |
| 1-2058703-3 | 6 | Black |

Dust Cover

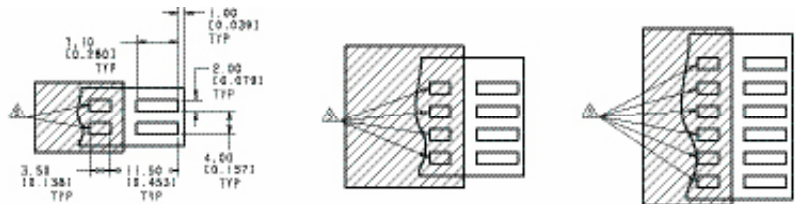
| Part Number | POSITION | COLOR |
|-------------|----------|---------|
| 2058128-1 | 2 | Natural |
| 2058128-2 | 4 | Natural |
| 2058128-3 | 6 | Natural |
| 1-2058128-1 | 2 | Black |
| 1-2058128-2 | 4 | Black |
| 1-2058128-3 | 6 | Black |

Hermaphroditic Blade and Receptacle Connector Board-to-Board

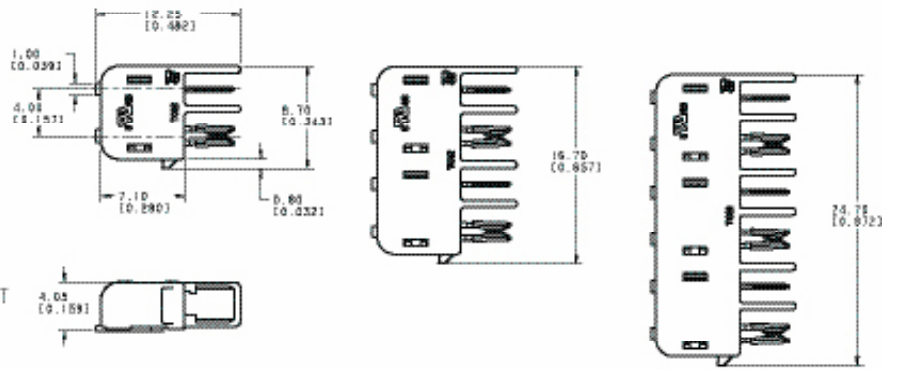
PRODUCT DIMENSIONS



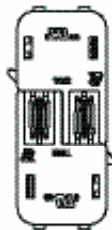
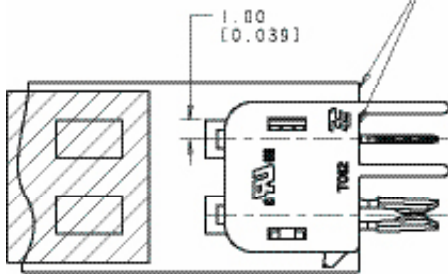
Board-to-Board



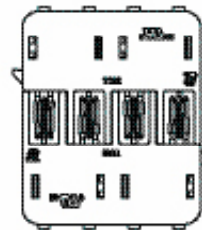
* Optional pads for SMT poke-in connector for P/N 1954097-1




0.13 [0.005] MAX PERMISSIBLE MISALIGNMENT BETWEEN BOARD EDGE AND CONNECTOR FACE



2558103-1/1-2558103-1



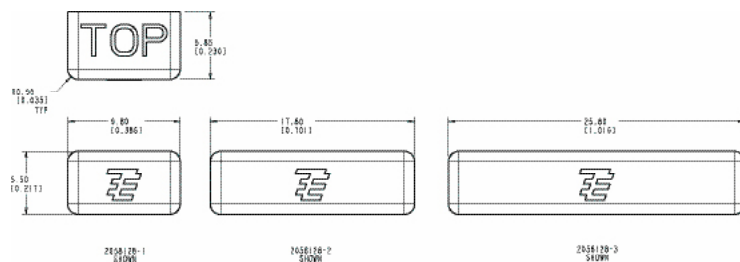
2558103-2/1-2558103-2



2558103-3/1-2558103-3


R

Dust Cover



Hermaphroditic Blade and Receptacle Connector Wire-to-Board

PRODUCT OFFERING AND DIMENSIONS



Wire-to-Board

Housings

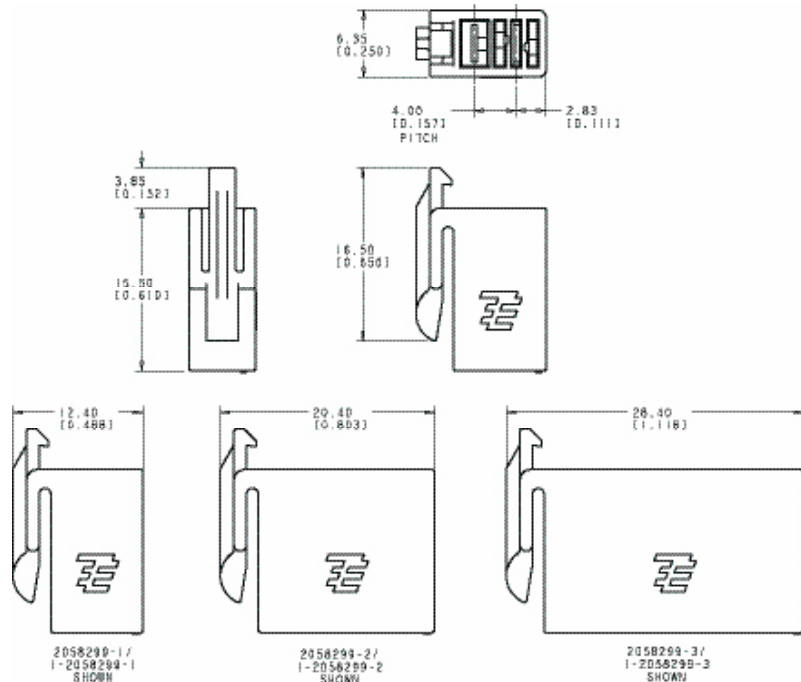
| Part Number | POSITION | COLOR |
|-------------|----------|---------|
| 2058299-1 | 2 | Natural |
| 2058299-2 | 4 | Natural |
| 2058299-3 | 6 | Natural |
| 1-2058299-1 | 2 | Black |
| 1-2058299-2 | 4 | Black |
| 1-2058299-3 | 6 | Black |

Contacts

| | |
|-----------|------------------------------|
| 2058301-1 | Blade Contact |
| 2058301-2 | Blade Contact - Loose Piece |
| 2058302-1 | Socket Contact |
| 2058302-2 | Socket Contact - Loose Piece |

Cable Assemblies

| Part Number | POSITION | COLOR |
|-------------|----------|---------|
| 2058300-1 | 2 | Natural |
| 2058300-2 | 4 | Natural |
| 2058300-3 | 6 | Natural |
| 1-2058300-1 | 2 | Black |
| 1-2058300-2 | 4 | Black |
| 1-2058300-3 | 6 | Black |



FOR MORE INFORMATION

www.tycoelectronics.com/lighting

Technical Support

| | |
|---------------------------|--|
| Internet: | www.tycoelectronics.com/help |
| USA: | +1 (800) 522-6752 |
| Canada: | +1 (905) 470-4425 |
| Mexico & Central America: | + 52(0) 55-1106-0814 |
| South America: | +55 (0) 11-2103-6000 |
| Germany: | +49 (0) 6251-133-1999 |
| UK: | +44 (0) 8706-080208 |
| France: | +33 (0) 1-3420-8686 |
| Netherlands: | +31 (0) 73-6246-999 |
| China: | +86 (0) 400-820-6015 |

Tyco Electronics Corporation

Harrisburg, PA

tycoelectronics.com

© 2009 Tyco Electronics Corporation All Rights Reserved.

6-1773454-3 2.5M F/P 11/2009

AMP-O-ELECTRIC, TE (logo) and Tyco Electronics are trademarks of the Tyco Electronics group of companies and its licensors.

Other products, logos, and Company names mentioned herein may be trademarks of their respective owners.

While Tyco Electronics has made every reasonable effort to ensure the accuracy of the information in this catalog, Tyco Electronics does not guarantee that it is error-free, nor does Tyco Electronics make any other representation, warranty or guarantee that the information is accurate, correct, reliable or current. Tyco Electronics reserves the right to make any adjustments to the information contained herein at any time without notice. Tyco Electronics expressly disclaims all implied warranties regarding the information contained herein, including, but not limited to, any implied warranties of merchantability or fitness for a particular purpose. The dimensions in this catalog are for reference purposes only and are subject to change without notice. Specifications are subject to change without notice. Consult Tyco Electronics for the latest dimensions and design specifications.



Tyco Electronics
Our commitment. Your advantage.