

Distributed by:

JAMECO[®]
ELECTRONICS

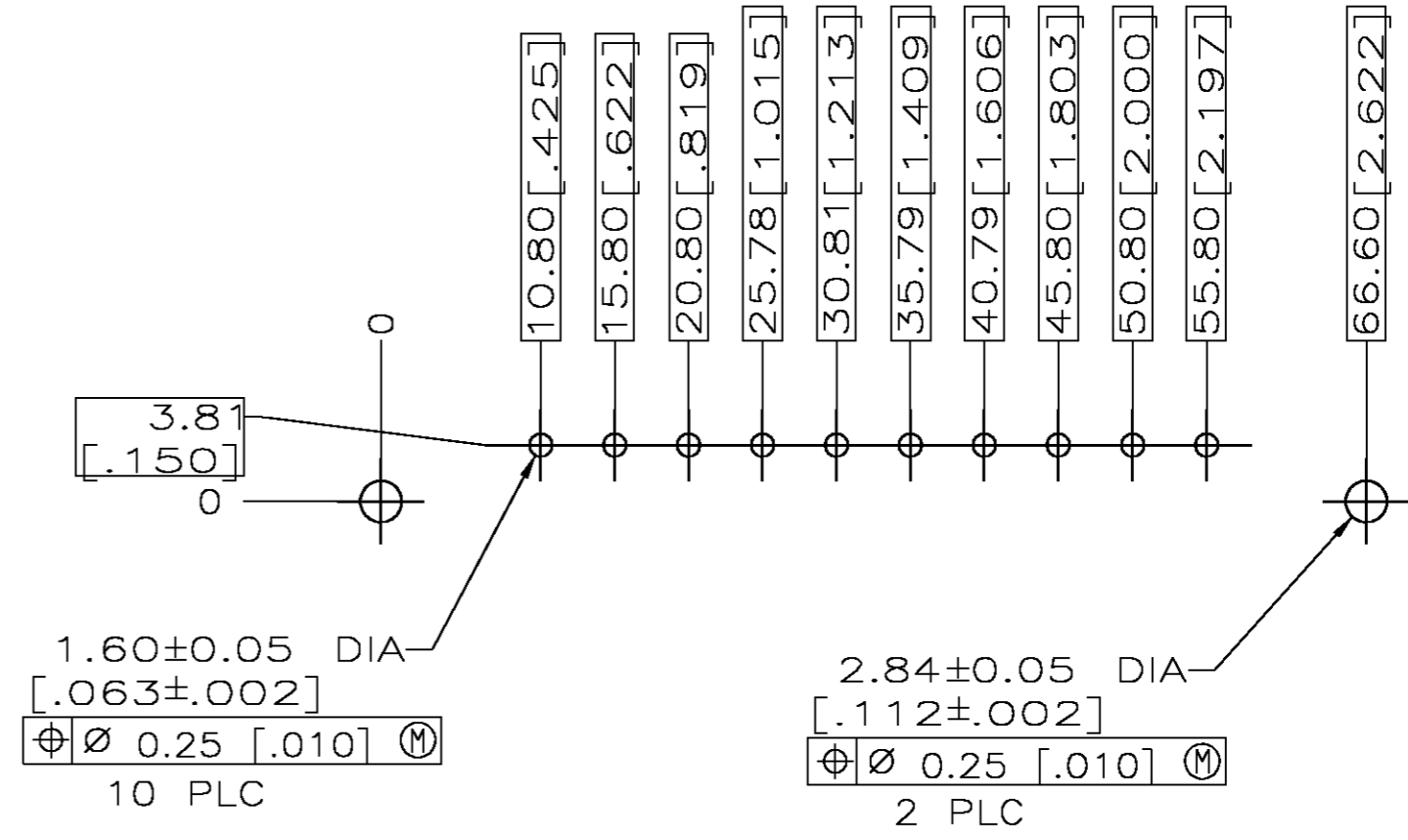
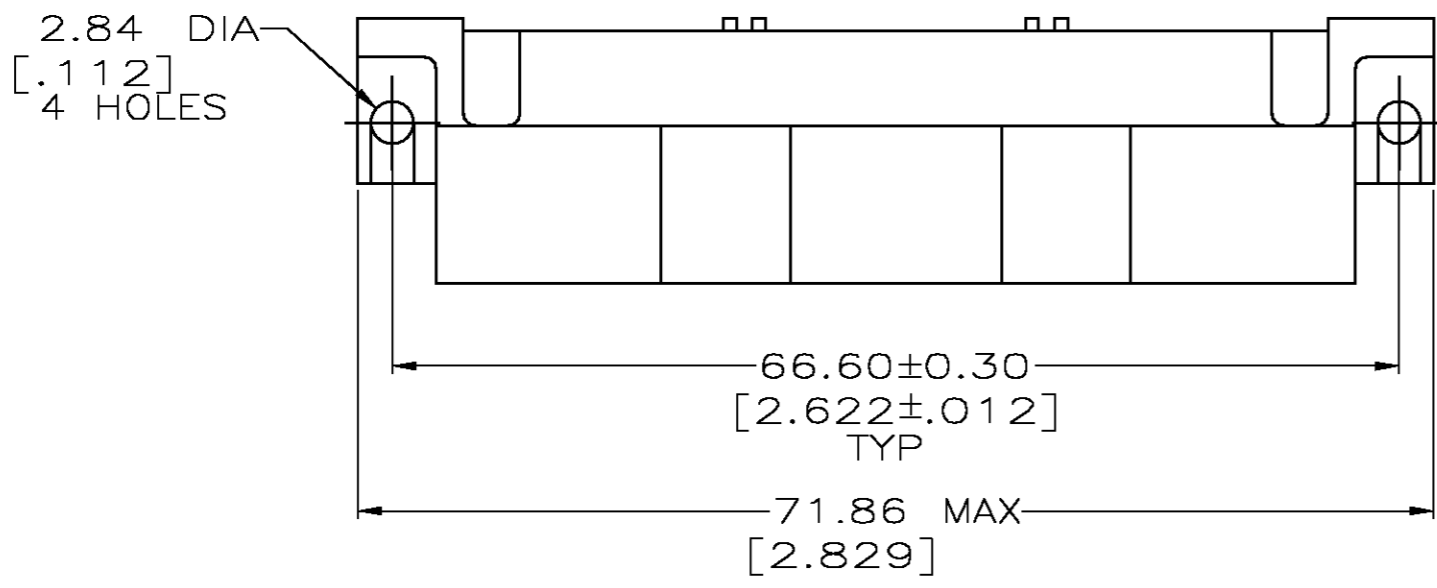
www.Jameco.com ♦ 1-800-831-4242

The content and copyrights of the attached
material are the property of its owner.

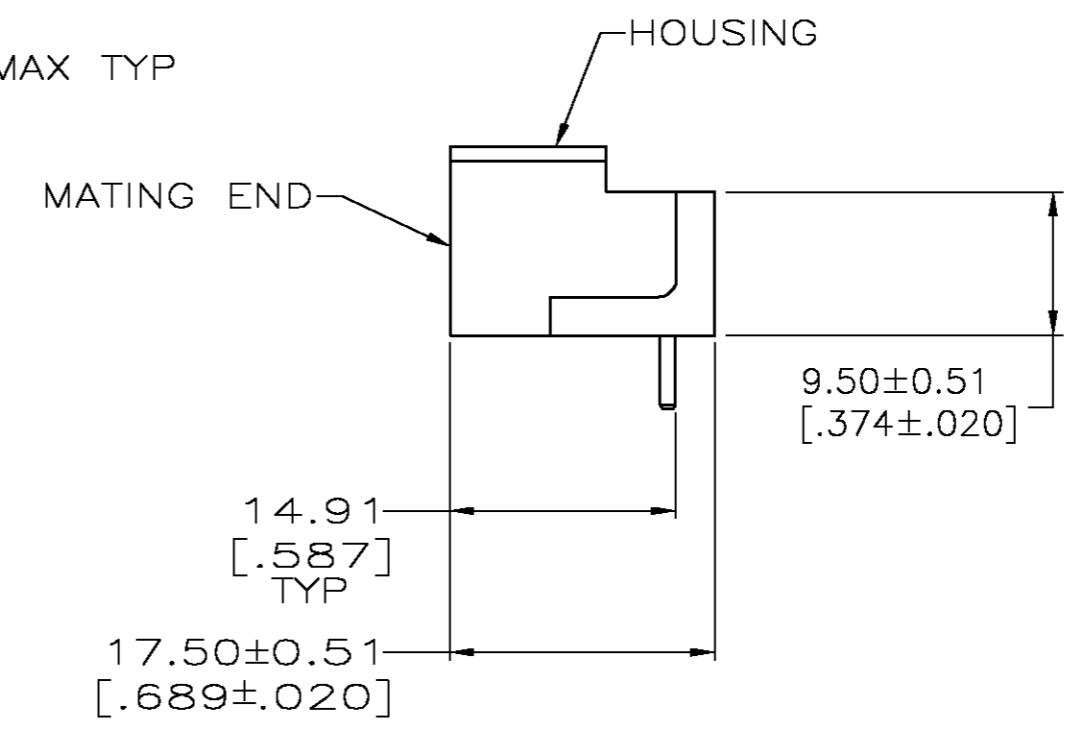
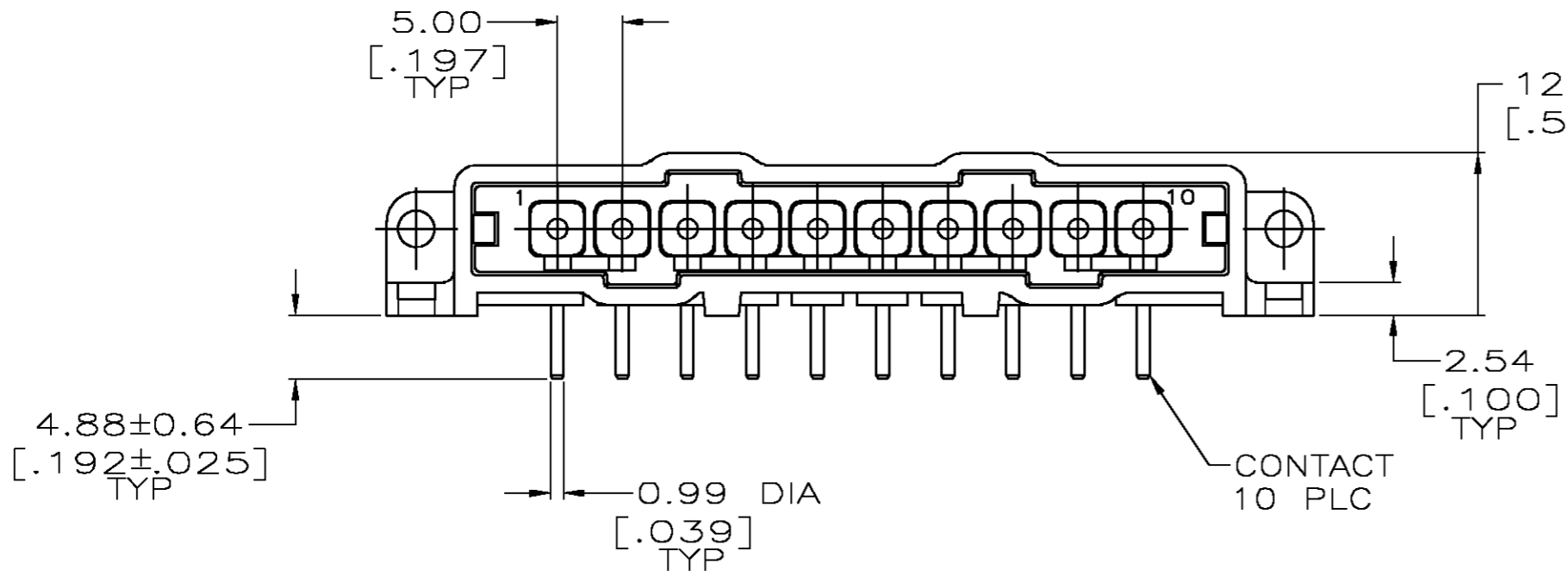
Jameco Part Number 744608

THIS DRAWING IS UNPUBLISHED. RELEASED FOR PUBLICATION
 © COPYRIGHT BY TYCO ELECTRONICS CORPORATION. ALL RIGHTS RESERVED.

LOC		DIST		REVISIONS			
P	LTR	DESCRIPTION	DATE	DWN	APVD		
FT	0	L	REVISED PER 0G3B-0168-05	3/10/05	SS	GS	



RECOMMENDED PC BOARD LAYOUT



- ① NYLON, RED.
- ② BRASS PER ASTM B36.
- ③ 3.81um [0.000150] MIN TIN-LEAD OVER 2.54um [0.000100] MIN COPPER OR 1.27um [0.000050] MIN NICKEL.
- ④ 0.76um [0.000030] MIN GOLD FOR A LENGTH OF 5.08 [0.200] MIN FROM MATING END, 3.81um [0.000150] MIN TIN-LEAD FOR A LENGTH OF 5.36 [0.211] MIN FROM OPPOSITE END, BOTH OVER 1.27um [0.000050] MIN NICKEL.
- ⑤ .000150 MIN LEAD FREE TIN OVER .000100 MIN COPPER, OR .000050 MIN NICKEL.
- ⑥ 0.76um [0.000030] MIN GOLD FOR A LENGTH OF 5.08 [0.200] MIN FROM MATING END, 3.81um [0.000150] MIN TIN FOR A LENGTH OF 5.36 [0.211] MIN FROM OPPOSITE END, BOTH OVER 1.27um [0.000050] MIN NICKEL.

FINISH	PART NO
⑥	207398-7
⑤	207398-6
④	207398-3
③	207398-1

THIS DRAWING IS A CONTROLLED DOCUMENT.		DWN L.SIPE 07/07/92	Tyco Electronics Corporation Harrisburg, Pa 17105-3608	
DIMENSIONS: mm [INCHES]		CHK R.STONE 7-24-92	NAME A.TRAVIS	
TOLERANCES UNLESS OTHERWISE SPECIFIED:		APVD R.STONE 7-24-92	PRODUCT SPEC	
0 PLC ± - 1 PLC ± - 2 PLC ± 0.25 [010] 3 PLC ± - 4 PLC ± - ANGLES ± -		APPLICATION SPEC		
MATERIAL HOUSING: ① CONTACTS: ②		WEIGHT -	SIZE A2 CAGE CODE 00779 C=207398	
FINISH CONTACTS: SEE TABLE		CUSTOMER DRAWING		RESTRICTED TO -
		SCALE 2:1	SHEET 1 OF 1	REV L