

Distributed by:

JAMECO[®]
ELECTRONICS

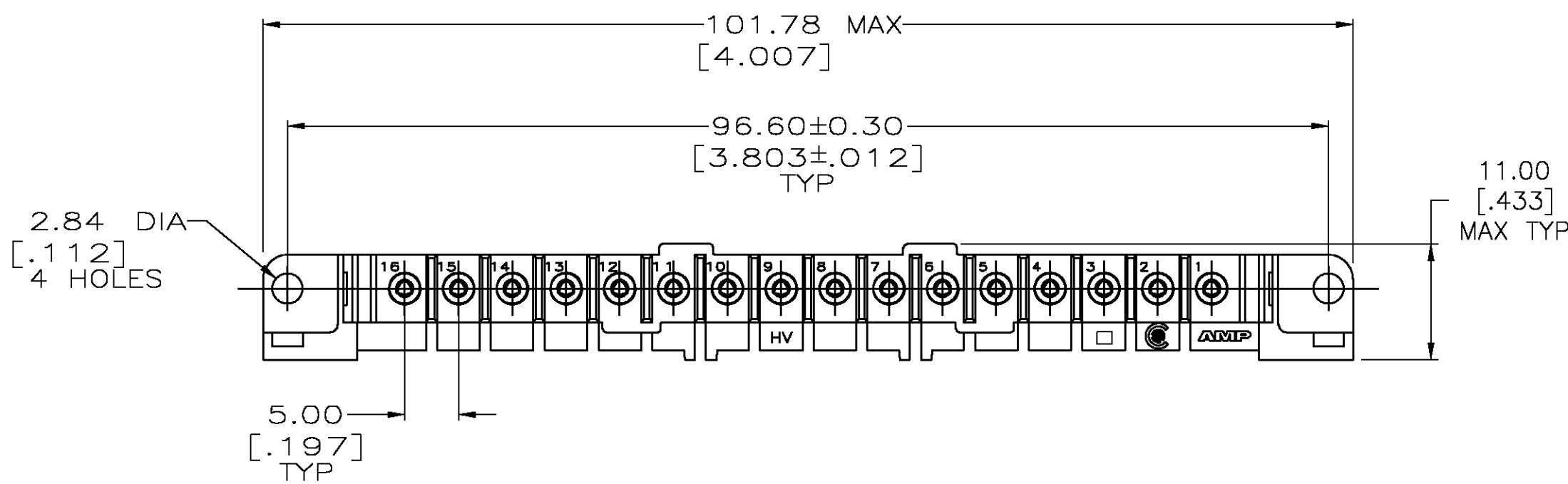
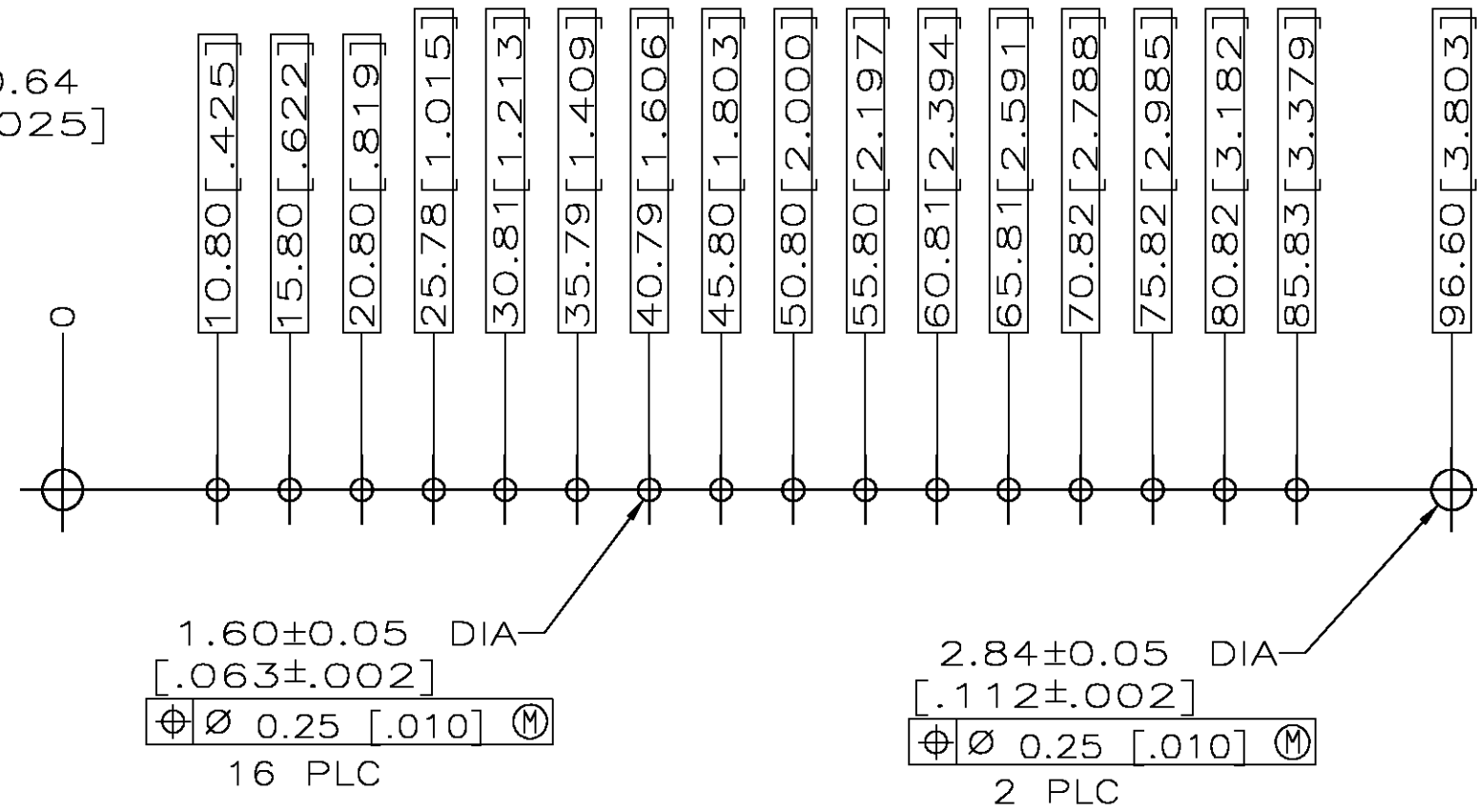
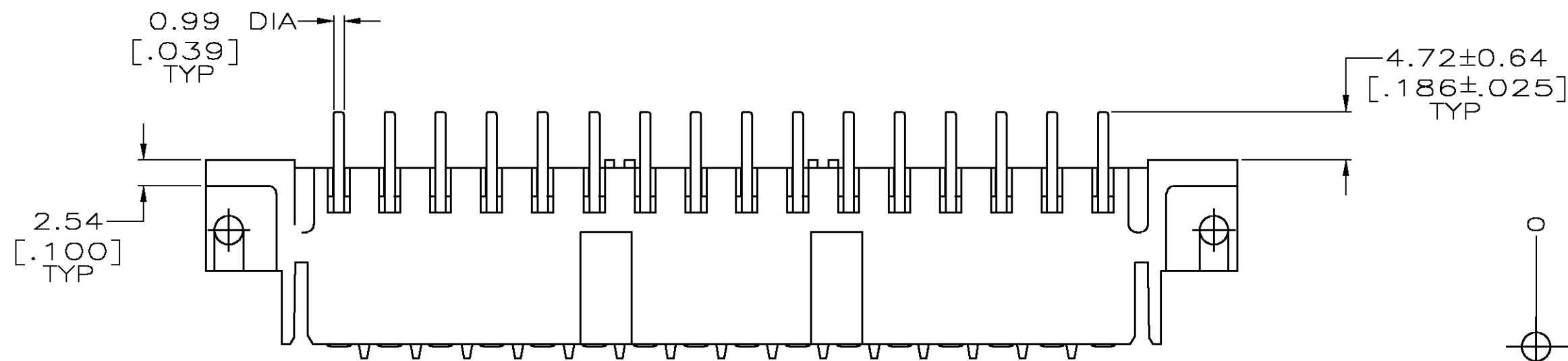
www.Jameco.com ♦ 1-800-831-4242

The content and copyrights of the attached
material are the property of its owner.

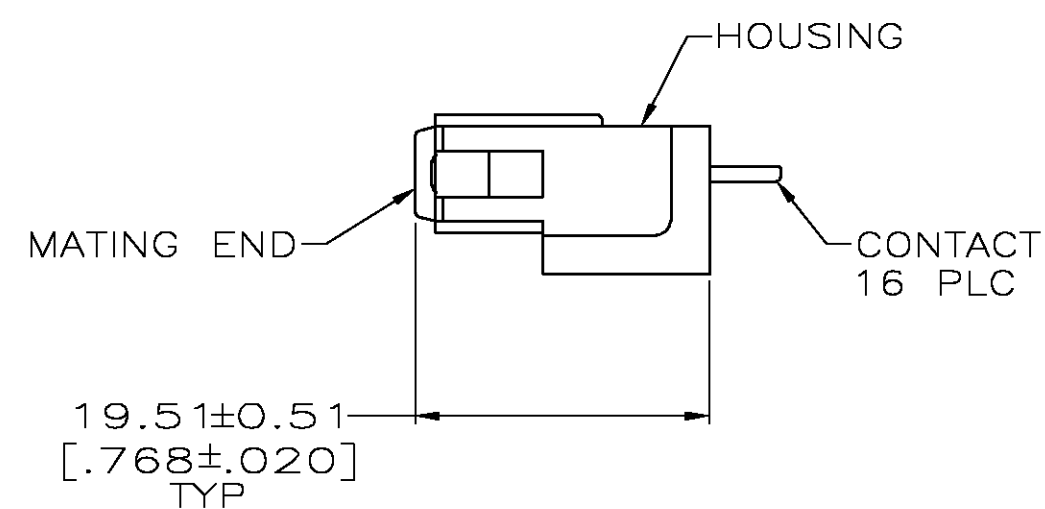
Jameco Part Number 919228

THIS DRAWING IS UNPUBLISHED. RELEASED FOR PUBLICATION
 © COPYRIGHT BY TYCO ELECTRONICS CORPORATION. ALL RIGHTS RESERVED.

LOC		DIST		REVISIONS			
P	LTR	DESCRIPTION		DATE	DWN	APVD	
FT	0	H	REVISED PER	0G3B-0179-05	4/22/05	SS	GS



RECOMMENDED PC BOARD LAYOUT



1. NYLON, RED.
 2. PHOSPHOR BRONZE.
- 3. 3.81um [.000150] MIN TIN-LEAD OVER 1.27um [.000050] MIN NICKEL.
 - 4. 0.76um [.000030] MIN GOLD FOR A LENGTH OF 5.08 [.200] MIN FROM MATING END, 3.81um [.000150] MIN TIN-LEAD FOR A LENGTH OF 5.36 [.211] MIN FROM OPPOSITE END, BOTH OVER 1.27um [.000050] MIN NICKEL.
 - 5. 3.81um [.000150] MIN TIN OVER 1.27um [.000050] MIN NICKEL.
 - 6. 0.76um [.000030] MIN GOLD FOR A LENGTH OF 5.08 [.200] MIN FROM MATING END, 3.81um [.000150] MIN TIN FOR A LENGTH OF 5.36 [.211] MIN FROM OPPOSITE END, BOTH OVER 1.27um [.000050] MIN NICKEL.

CONTACT FINISH	PART NO.
6	207615-7
5	207615-6
4	207615-3
3	207615-1

THIS DRAWING IS A CONTROLLED DOCUMENT.		DWN	L. SIPE	08/07/92	Tyco Electronics Corporation Harrisburg, Pa 17105-3608	
DIMENSIONS: mm [INCHES]		CHK	R. STONE	8-25-92	NAME	
TOLERANCES UNLESS OTHERWISE SPECIFIED:		APVD	-	-	PRODUCT SPEC	
0 PLC ± -		APPLICATION SPEC	-	-	SOCKET HEADER ASSEMBLY, 16 POSN, IN-LINE, METRIMATE	
1 PLC ± -		WEIGHT	-	-	SIZE	CAGE CODE
2 PLC ± 0.25 [.010]		FINISH	CONTACTS: SEE TABLE	-	A2	00779
3 PLC ± -		CUSTOMER DRAWING		SCALE	2:1	SHEET 1 OF 1
4 PLC ± -		RESTRICTED TO		DRAWING NO		REV H
ANGLES ± -		DRAWING NO		C=207615		