


2129260-2 Product Details

[Share](#) | [Print](#) | [Email](#)


2129260-2

TE Internal Number: 2129260-2
✔ Active

[View 3D PDF](#)

0.6 [.024], 0.8 [.031], 1.0 [.039] Docking Connectors

✔ Always EU RoHS/ELV Compliant (Statement of Compliance)

- Product Highlights:**
- Connector
 - Connector Style = Receptacle
 - 40 Positions
 - Right Angle Mount Angle
 - .60 mm Centerline
- [View all Features](#)

- Quick Links**
- ▶ [Check Pricing & Availability](#)
 - ▶ [Search for Tooling](#)
 - ▶ [Product Feature Selector](#)
 - ▶ [Contact Us About This Product](#)

[Add to My Part List](#) |
 [Request Sample](#) |
 [Find Similar Products](#) |
 [Buy Product](#)



Documentation & Additional Information

<p>Product Drawings:</p> <ul style="list-style-type: none"> • RECEPTACLE ASSY, 0.6mm PITCH CHAMP DOCKING CONNECTOR... (PDF, English) <p>Catalog Pages/Data Sheets:</p> <ul style="list-style-type: none"> • 6-1773457-9_CHAMP_DOCKING_CONNECTOR_QUICK_REFERENCE_... (PDF, English) <p>Product Specifications:</p> <ul style="list-style-type: none"> • None Available <p>Application Specifications:</p> <ul style="list-style-type: none"> • None Available <p>Instruction Sheets:</p> <ul style="list-style-type: none"> • None Available <p>CAD Files: (CAD Format & Compression Information)</p> <ul style="list-style-type: none"> • 2D Drawing (DXF, Version B) • 3D Model (IGES, Version B) • 3D Model (STEP, Version B) 	<p>Additional Information:</p> <ul style="list-style-type: none"> • Product Line Information <p>Related Products:</p> <ul style="list-style-type: none"> • Tooling
---	--

[List all Documents](#)

Product Features (Please use the Product Drawing for all design activity)

<p>Product Type Features:</p> <ul style="list-style-type: none"> • Product Type = Connector • Mount Angle = Right Angle • PCB Mount Style = Surface Mount, Through Hole • Profile = Low • Footprint (mm [in]) = 3-Row [3-Row] • PCB Mount Alignment = With • PCB Mount Retention = With • Shell Material = Copper Alloy <p>Termination Features:</p> <ul style="list-style-type: none"> • Termination Post Length (mm [in]) = 1.50 [0.059] <p>Body Features:</p> <ul style="list-style-type: none"> • Center Ground Plate = Without • Shell Plating = Nickel • Material = Brass <p>Contact Features:</p> <ul style="list-style-type: none"> • Plating Material = Nickel 	<p>Housing Features:</p> <ul style="list-style-type: none"> • Connector Style = Receptacle • Centerline (mm [in]) = 0.60 [0.024] • Housing Material = Thermoplastic • UL Flammability Rating = UL 94V-0 • Housing Color = Black <p>Configuration Features:</p> <ul style="list-style-type: none"> • Number of Positions = 40 <p>Industry Standards:</p> <ul style="list-style-type: none"> • RoHS/ELV Compliance = RoHS compliant, ELV compliant • Lead Free Solder Processes = Reflow solder capable to 245°C, Reflow solder capable to 260°C • RoHS/ELV Compliance History = Always was RoHS compliant <p>Product Availability:</p> <ul style="list-style-type: none"> • Region = Americas <p>Other:</p> <ul style="list-style-type: none"> • Brand = TE Connectivity
--	---

<p>Corporate Information</p> <ul style="list-style-type: none"> About TE Investors News Room Supplier Portal Careers Terms & Conditions Privacy Policy 	<p>Quick Links</p> <ul style="list-style-type: none"> Check Distributor Inventory Cross Reference Products Find Documents & Drawings Product Compliance Support Center Site Map 	<p>Customer Support</p> <ul style="list-style-type: none"> Email or Chat With Us Find a Phone Number Search Knowledge Base Manage Your Account 	<p>Keep Me Informed</p> <p>Receive TE News, Events & Technology Updates</p> <input type="text" value="Enter your email address"/>  
--	---	---	--