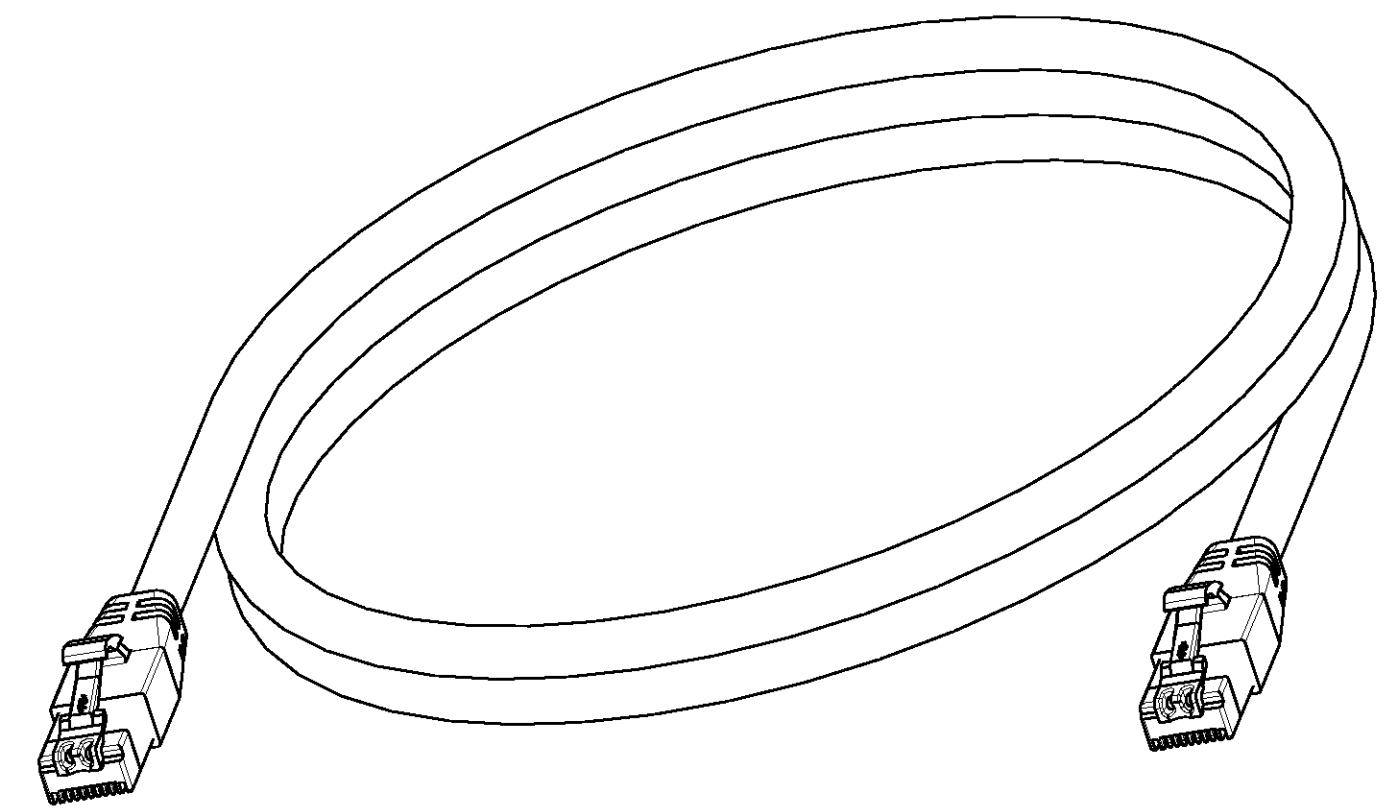
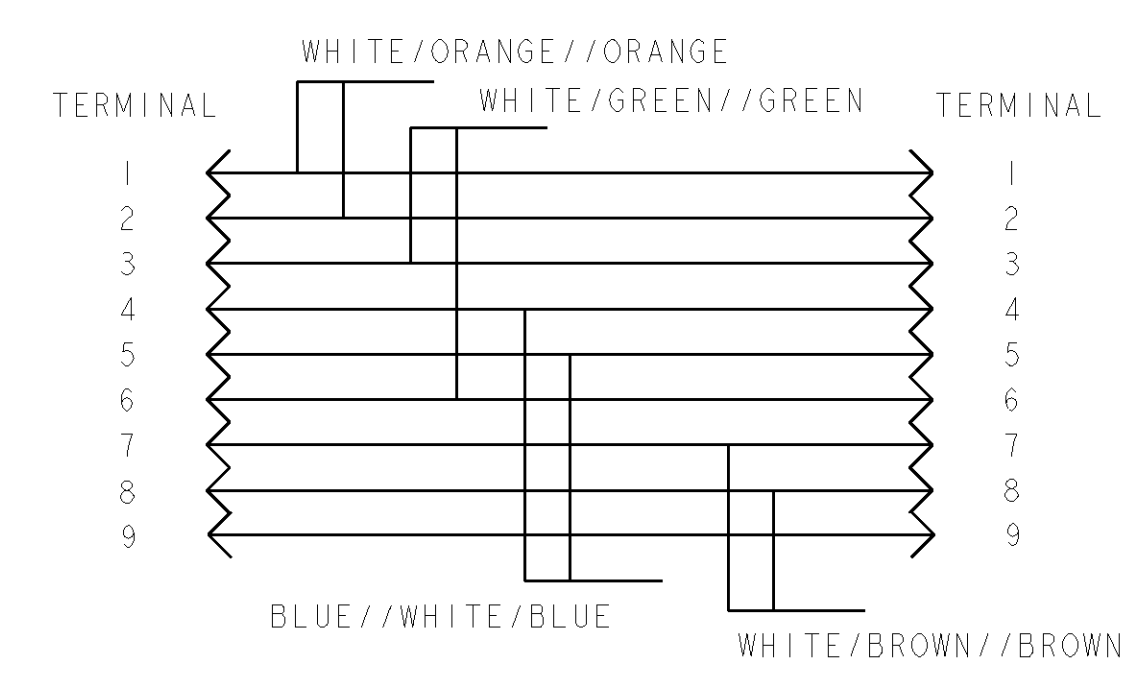
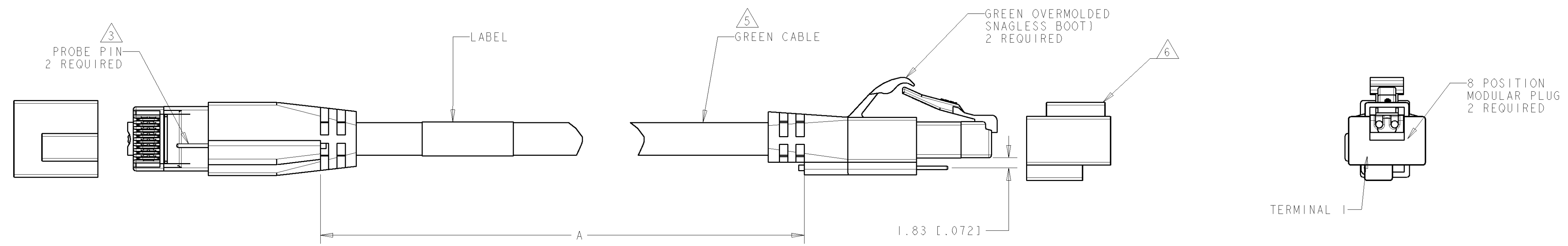


LOC	DIST	REVISIONS					
HM	00	P	LTR	DESCRIPTION	DATE	DWN	APVD
		E		REV: EC 0B60-0118-04	28DEC2004	GG	MD



- ① CABLE ASSEMBLY SHALL BE WIRED PER WIRING DIAGRAM.
- 2. FINAL ASSEMBLY SHALL BE 568B COMPLIANT.
- ③ PROBE PINS ARE CONNECTED BY 9TH WIRE IN CABLE.
- ④ DIMENSIONS ARE MAXIMUM.
- ⑤ CABLE OUTSIDE DIAMETER IS 6.7 MM NOMINAL AND FOR REFERENCE ONLY.
- ⑥ PROTECTIVE CAPS TO BE REMOVED PRIOR TO MATING WITH MODULAR JACK, SHIPPED WITH CAPS INSTALLED.



① WIRING DIAGRAM 568B

25	7874.0 [310.00]	2-1435860-5
16	5130.8 [202.00]	1-1435860-6
14	4521.2 [178.00]	1-1435860-4
10	3251.2 [128.00]	1-1435860-0
9	2895.6 [114.00]	1435860-9
7	2286.0 [90.00]	1435860-7
5	1676.4 [66.00]	1435860-5
4	1371.6 [54.00]	1435860-4
3	1066.8 [42.00]	1435860-3
2	762.0 [30.00]	1435860-2
FEET, REF		PART NO.

<small>THE INFORMATION CONTAINED HEREIN IS UNCLASSIFIED EXCEPT WHERE SHOWN OTHERWISE. IT IS THE POLICY OF TYCO ELECTRONICS CORPORATION TO MAKE THIS INFORMATION AVAILABLE TO THE GENERAL PUBLIC.</small>		DWN: L. HALL 05FEB04 ENR: M. DELPHIAS 06FEB04 APVD: M. DELPHIAS 06FEB04	tyco Electronics Tyco Electronics Harrisburg, Pa., 17105-3608
DIMENSIONS: MM [INCH]	TOLERANCES UNLESS OTHERWISE SPECIFIED: 0 PLC ± 1 PLC ± 2 PLC ± 3 PLC ± 4 PLC ± ANGLES ± FINISH -	PRODUCT SPEC APPLICATION SPEC WEIGHT CUSTOMER DRAWING	NAME: PATCH CORD, AMPTRAC CATEGORY 6, NON-PLENUM, GREEN W/GRN BOOTS SIZE: A1 CAGE CODE: 00779 DRAWING NO: 1435860 RESTRICTED TO: - SCALE: NTS SHEET: 1 OF 1 REV: E