

FIG. 1

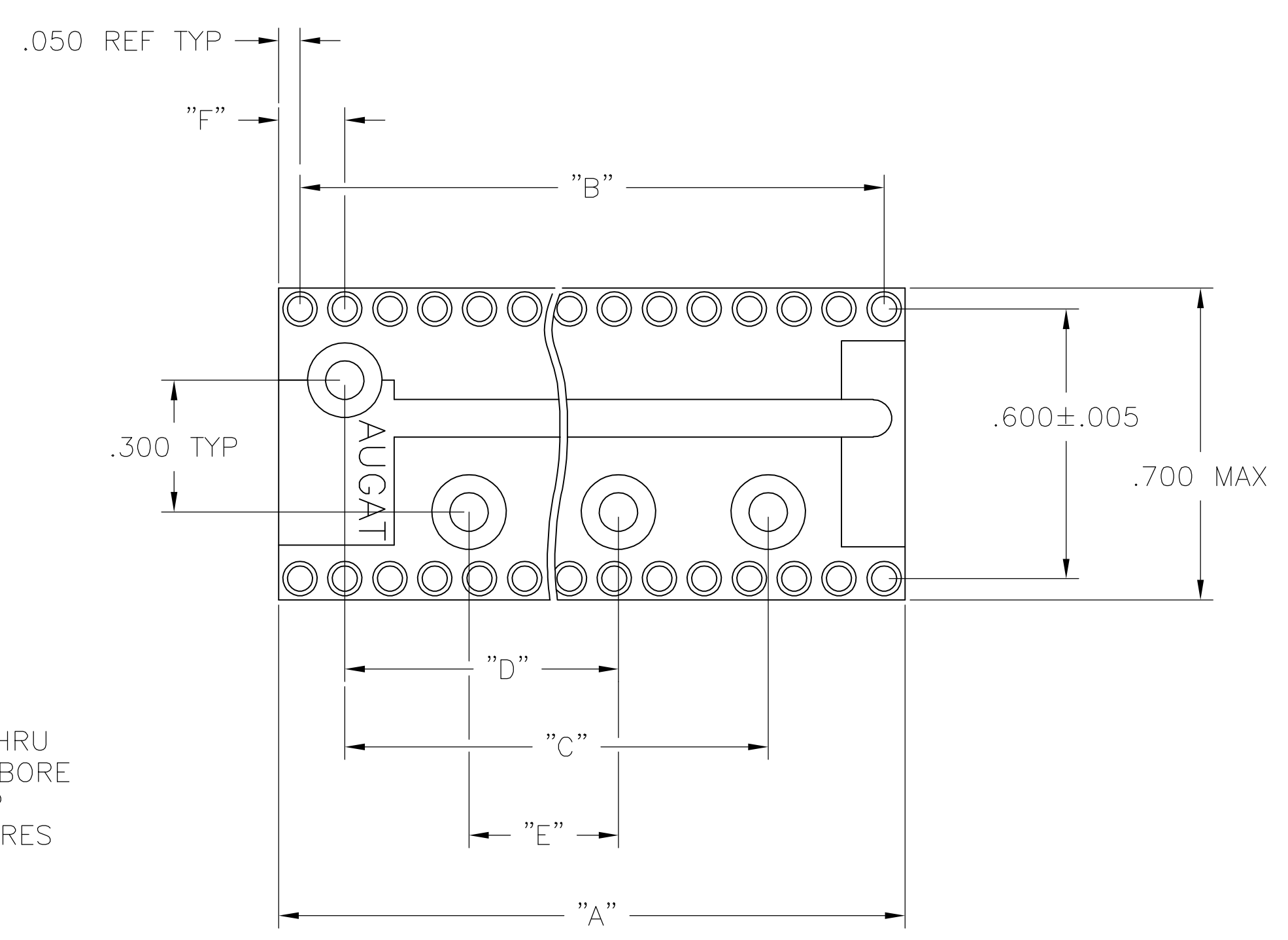


FIG. 2

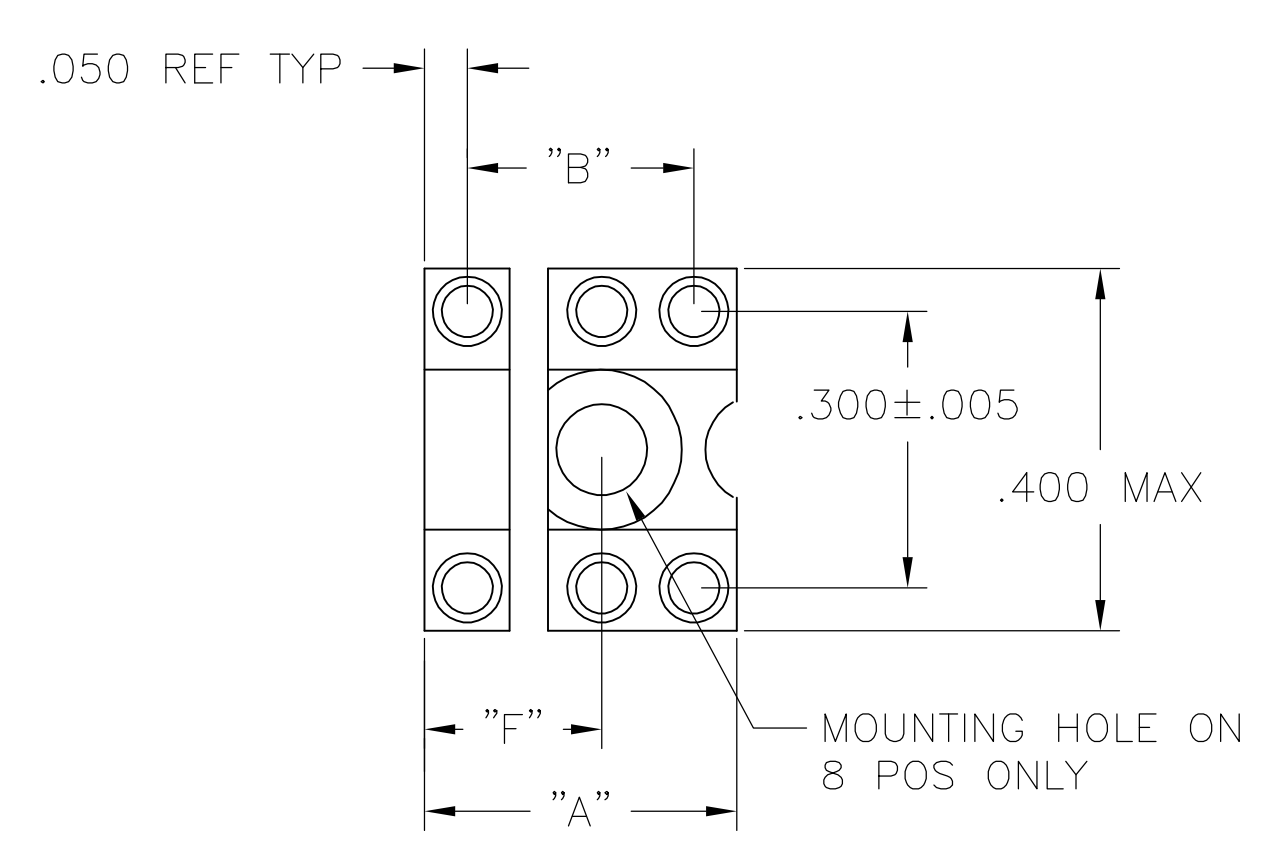


FIG. 3

6 POS MOUNTING HOLE OMITTED

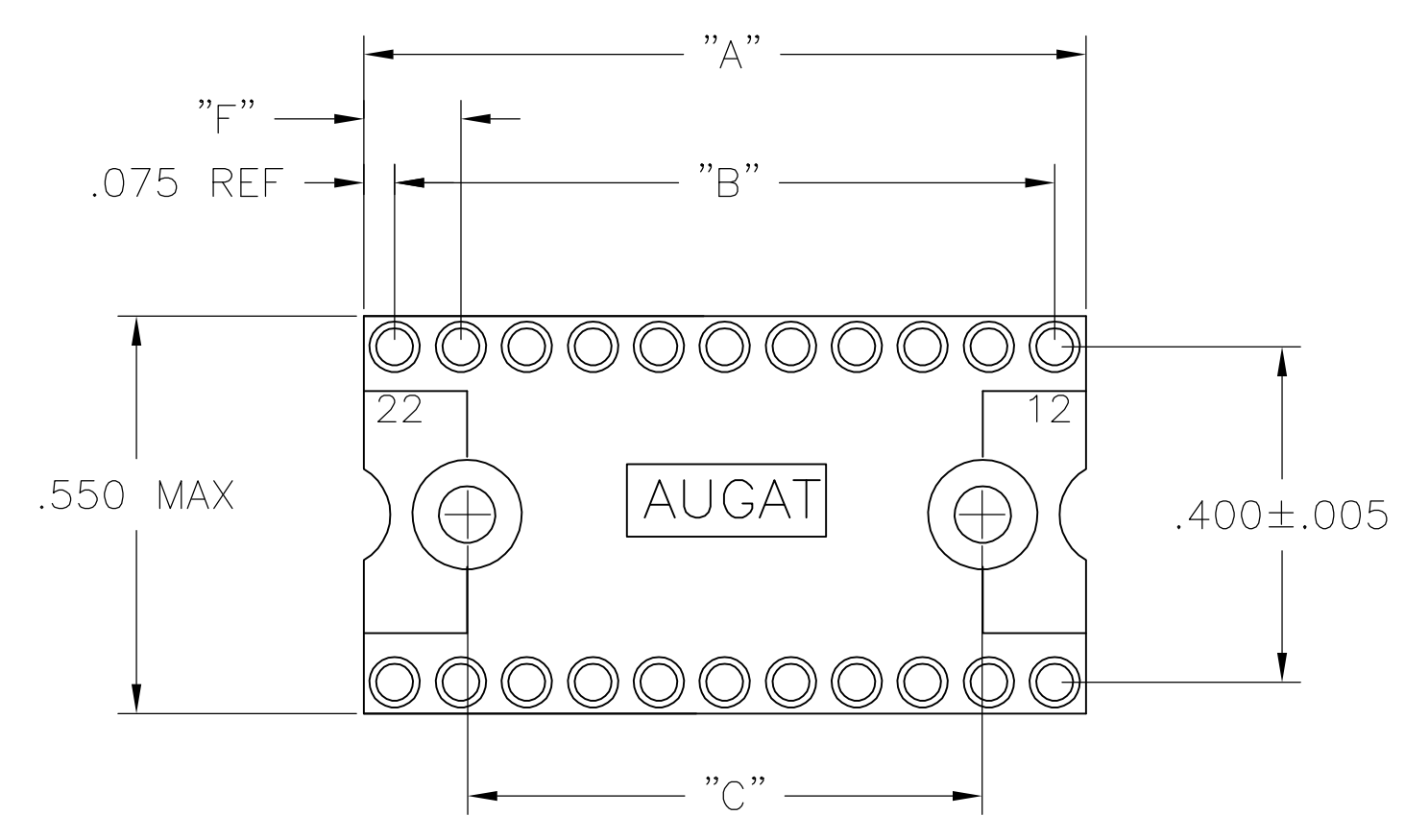
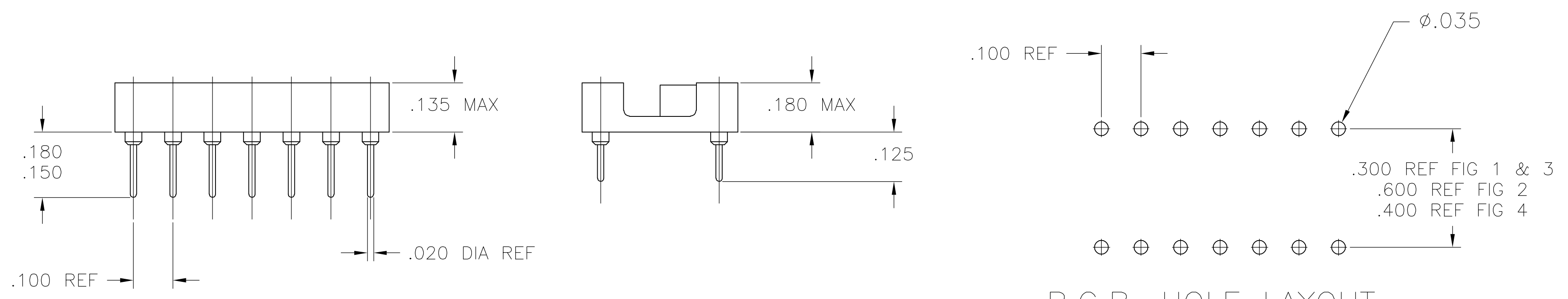


FIG. 4



P.C.B. HOLE LAYOUT
 TOLERANCE ±.003

- 1 INSULATOR MATERIAL - THERMOPLASTIC POLYESTER, PCT, BLACK, UL94 V-0.
- 2 MACHINED CONTACT - BECU, PLATED WITH 80-200 μ IN THK, TIN (LEAD FREE) OVER 75-100 μ IN THK COPPER.
- 3 SLEEVE - COPPER, PLATED WITH 180-340 μ IN THK TIN (LEAD FREE) OVER 75-100 μ IN THK NICKEL.
- 4 MACHINED CONTACT - BECU, PLATED WITH 25 μ IN MIN. GOLD OVER 30-100 NICKEL.
- 5. ELECTRICAL:
 CONTACT RESISTANCE: 10 MILLIOHMS MAX
 CONTACT RATING: 3 AMPS
 CAPACITANCE: 1.0 pF PER MIL-STD-202, METHOD 305
 INSULATION RESISTANCE: 5000 OHMS MIN @ 500 VDC PER MIL-STD-1344, METHOD 3003.1
 DIELECTRIC WITHSTANDING VOLTAGE: 1000 VOLTS (RMS) PER MIL-STD-1344, METHOD 3001.1
- 6. MECHANICAL:
 AFTER INSERTION FORCE: 134 GRAMS AVG
 AFTER WITHDRAWAL FORCE: 63 GRAMS AVG
 ACCEPTS IC PIN-.009"x.015" THROUGH .011"x.020", OR .016" TO .021" DIAMETER, .150/.105 LONG
- 7. ENVIRONMENTAL:
 OPERATING TEMPERATURE: -55°C TO -105°C

3	4	4	2	.150	-	-	.900	1.100	1.200	24	3-1571550-3
3	4	4	2	.150	.500	.900	1.500	1.900	2.000	40	3-1571550-2
3	4	4	2	.150	.500	.900	1.500	1.700	1.800	36	3-1571550-1
3	4	4	2	.150	.500	.900	-	1.500	1.600	32	3-1571550-0
3	4	4	2	.150	.500	.900	-	1.300	1.400	28	2-1571550-9
3	4	4	2	.150	.500	.900	-	1.100	1.200	24	2-1571550-8
3	4	4	4	.175	-	-	.800	1.000	1.150	22	2-1571550-7
3	4	4	1	.250	-	-	.500	.900	1.000	20	2-1571550-6
3	4	4	1	.150	-	-	.600	.800	.900	18	2-1571550-5
3	4	4	1	.150	-	-	.500	.300	.800	16	2-1571550-4
3	4	4	1	.150	-	-	.400	.600	.700	14	2-1571550-3
3	4	4	3	.200	-	-	-	.300	.400	8	2-1571550-2
3	4	4	3	-	-	-	-	.200	.300	6	2-1571550-1
2	3	3	4	.150	-	-	.900	1.100	1.200	24	1-1571550-3
2	3	3	2	.150	.500	.900	1.500	1.900	2.000	40	1-1571550-2
2	3	3	2	.150	.500	.900	1.500	1.700	1.800	36	1-1571550-1
2	3	3	2	.150	.500	.900	-	1.500	1.600	32	1-1571550-0
2	3	3	2	.150	.500	.900	-	1.300	1.400	28	1571550-9
2	3	3	2	.150	.500	.900	-	1.100	1.200	24	1571550-8
2	3	3	4	.175	-	-	.800	1.000	1.150	22	1571550-7
2	3	3	1	.250	-	-	.500	.900	1.000	20	1571550-6
2	3	3	1	.150	-	-	.600	.800	.900	18	1571550-5
2	3	3	1	.150	-	-	.500	.300	.800	16	1571550-4
2	3	3	1	.150	-	-	.400	.600	.700	14	1571550-3
2	3	3	3	.200	-	-	-	.300	.400	8	1571550-2
2	3	3	3	-	-	-	-	.200	.300	6	1571550-1
FINISH	FIG	F	E	D	C	B	"A" MAX	NO. OF POSN	PART NO.		

THIS DRAWING IS A CONTROLLED DOCUMENT. 080C103

DWN: T.KRAYBILL
 CHK: K.WRIGHT
 APPR: K.WRIGHT

tyco Electronics
 Tyco Electronics Corporation
 Harrisburg, Pa 17105-3608

PRODUCT SPEC: CLOSED FRAME DIP, PREMIUM LEAD FREE (REF AUGAT 500 SERIES) PREMIUM (MACHINED CONTACT)

APPLICATION SPEC: -

SIZE: A1 CAGE CODE: 00779 DRAWING NO: 1571550

RESTRICTED TO: -

WEIGHT: -

CUSTOMER DRAWING SCALE: 4:1 SHEET: 1 OF 1 REV: A