

Wire to Board Connectors

CT (Common Termination) Connector System

MT AMP-IN Header <2mm Pitch>

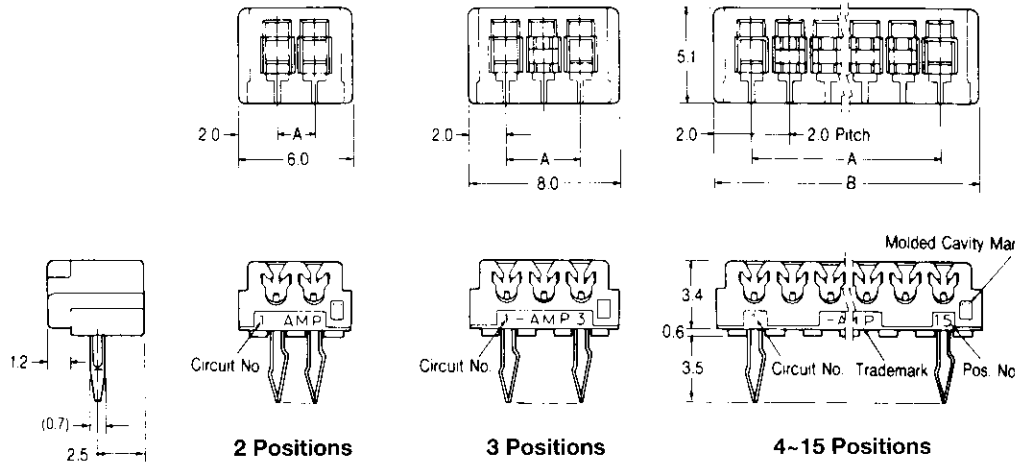
Horizontal Mount Type

Material and Finish :

Housing — UL94V-0 rated,
glass-filled P.B.T., cream
yellow
Contact — Pre-tinned
phosphor bronze

Wire Size : AWG #28-26
(0.08~0.15mm²)

Insulation Dia. : 0.85~1.05mm



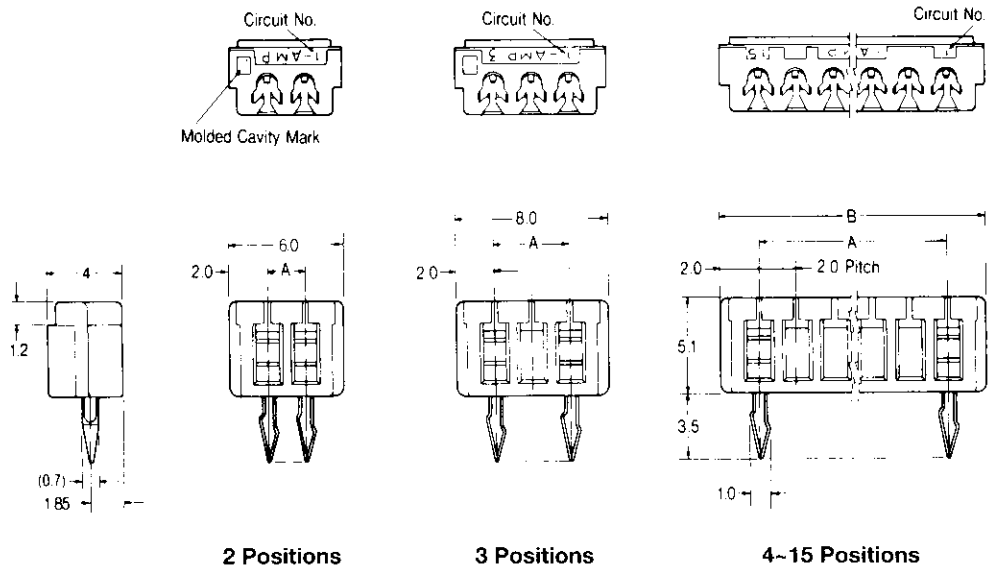
Vertical Mount Type

Material and Finish :

Housing — UL94V-0 rated,
glass-filled P.B.T., light blue
Contact — Pre-tinned
phosphor bronze

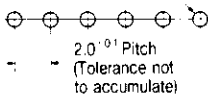
Wire Size : AWG #28-26
(0.08~0.15mm²)

Insulation Dia. : 0.85~1.05mm



Drilled hole dia. 0.85^{+0.05}₀
Punched hole dia. 0.8⁰_{-0.01}

2.0^{+0.1} Pitch
(Tolerance not to accumulate)



PC Board Layout

(Acceptable board thickness
0.8~1.6mm)

No. of Pos.	Dimensions		Part No. of AMP-IN Header	
	A	B	Horizontal Mount	Vertical Mount
2	2.0	6.0	2-173983-2	2-173985-2
3	4.0	8.0	2-173983-3	2-173985-3
4	6.0	10.0	2-173983-4	2-173985-4
5	8.0	12.0	2-173983-5	2-173985-5
6	10.0	14.0	2-173983-6	2-173985-6
7	12.0	16.0	2-173983-7	2-173985-7
8	14.0	18.0	2-173983-8	2-173985-8
9	16.0	20.0	2-173983-9	2-173985-9
10	18.0	22.0	3-173983-0	3-173985-0
11	20.0	24.0	3-173983-1	3-173985-1
12	22.0	26.0	3-173983-2	3-173985-2
13	24.0	28.0	3-173983-3	3-173985-3
14	26.0	30.0	3-173983-4	3-173985-4
15	28.0	32.0	3-173983-5	3-173985-5