

THIS DRAWING IS UNPUBLISHED.

RELEASED FOR PUBLICATION

ALL RIGHTS RESERVED.

© COPYRIGHT - By -

LOC

DIST

REVISIONS

P LTR

DESCRIPTION

DATE

DWN

APVD

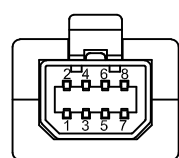
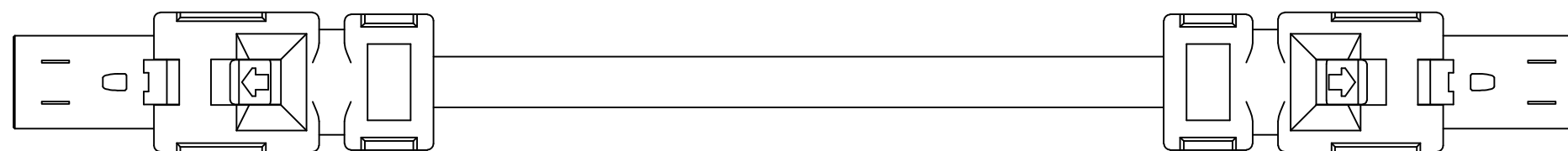
A

INITIAL DRAWING

04FEB2015

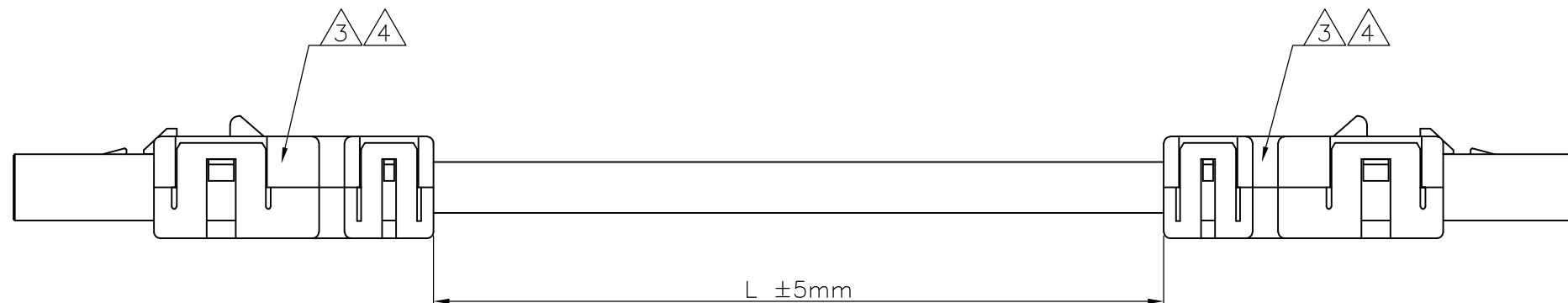
GSK

BvH



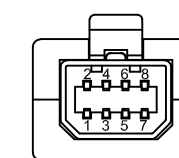
VIEW A

A →



L ±5mm

← B



VIEW B

NOTES:

- 1 PACKAGING: ACC. TO TE SPEC. 107-18032
- 2 ELECTRICAL TEST ACCORDING TE SPECIFICATION 108-18857.  
SHORT-CIRCUIT AND CONTINUITY TEST AT 500V DC, 0.1s
- 3 KEEP THE DIRECTION OF CONNECTOR TO THE CABLE ON BOTH SIDE THE SAME
- 4 WIRING SCHEMA ACC. TO TIA/EIA-568-B AS SHOWN IN WIRING SCHEDULE

WIRING SCHEDULE

CAVITY SIDE A	COLOR	CAVITY SIDE B
1	WH/OG	1
2	OG	2
3	WH/GN	3
4	BU	4
5	WH/BU	5
6	GN	6
7	WH/BN	7
8	BN	8

10	HiFlex MultiPurpose 70°C PUR	2-2205132-6
5	HiFlex MultiPurpose 70°C PUR	2-2205132-5
3	HiFlex MultiPurpose 70°C PUR	2-2205132-4
2	HiFlex MultiPurpose 70°C PUR	2-2205132-3
1	HiFlex MultiPurpose 70°C PUR	2-2205132-2
0.5	HiFlex MultiPurpose 70°C PUR	2-2205132-1
10	HI 125°C TPE	1-2205132-6
5	HI 125°C TPE	1-2205132-5
3	HI 125°C TPE	1-2205132-4
2	HI 125°C TPE	1-2205132-3
1	HI 125°C TPE	1-2205132-2
0.5	HI 125°C TPE	1-2205132-1
10	STD 110°C PVC	2205132-6
5	STD 110°C PVC	2205132-5
3	STD 110°C PVC	2205132-4
2	STD 110°C PVC	2205132-3
1	STD 110°C PVC	2205132-2
0.5	STD 110°C PVC	2205132-1
Length/m	Cable version	TE PN

THIS DRAWING IS A CONTROLLED DOCUMENT.		DWN 04FEB2015 SATHISH KUMAR .G	TE Connectivity	
DIMENSIONS: mm		CHK 04FEB2015 B.VELDHOVEN		
TOLERANCES UNLESS OTHERWISE SPECIFIED:		APVD 04FEB2015 A.VAN ZANDVOORT	NAME CA MINI IO MINI IO TYPE II	
0 PLC ± -		PRODUCT SPEC 108-78955	SIZE	
1 PLC ± -		APPLICATION SPEC 114-5506	CAGE CODE	
2 PLC ± -		WEIGHT -	DRAWING NO A3 00779 C-2205132	
3 PLC ± -		CUSTOMER DRAWING	RESTRICTED TO -	
4 PLC ± -			SCALE NTS	SHEET 1 OF 1
ANGLES ± 1°				
FINISH				
MATERIAL				
PRODUCT CHARACTERISTIC ACC. OMP EMEA_12 BESONDERE MERKMALE NACH OMP EMEA_12				