

ANSI C136.41 Dimming Receptacle


TE Connectivity launches the new ANSI C136.41 compliant dimming receptacle and spring leaf contacts which provide an electrical and mechanical interconnection between an ANSI C136.41-2013 photo control cell and luminaire. Ideal for outdoor commercial and utility lighting the ANSI C136.41 compliant dimming receptacle is available with two or four dimming contacts to support either 0-10 VDC dimming methods or Digital Addressable Lighting Interface (DALI), while providing a reliable power interconnect with three robust twist lock contacts.

KEY FEATURES

- Accepts ANSI standard dimmable photocells to provide a connection between the photocell and the luminaire
- Available with two or four dimming contacts to support one or two channel dimming protocols
- Robust twist lock contacts for a reliable power interconnect
- Receptacle comes pre-terminated with wire leads for ease of integration into new or existing light fixtures
- Available with 105° and 150° C rated wire insulation for varying temperature rated luminaires

APPLICATIONS

- Street and Roadway Lighting
- Photo controls
- Parking Lot Lighting



Spring leaf brush contact as shipped (left) and formed for insertion

MECHANICAL

- Conforms to dimensional requirements of ANSI C136.41-2013
- Offer a 5 and 7 position version
 - 5 position: 3 power contacts + 2 dimming/signal contacts
 - 7 position: 3 power contacts + 4 dimming/signal contacts
- Power contacts terminated to 14AWG stranded wire per UL1015 or UL3321
- Signal Contacts terminated to 18AWG stranded wire per UL1015 or UL3321

ELECTRICAL

	<u>Power contacts</u>	<u>Dimming contacts</u>
• Current rating:	15 A max	0.10 A max
• Voltage rating:	480 VAC/DC	10 VAC/DC
• cUR recognized to UL 773		

MATERIALS

- Power contacts: Copper Alloy, tin over nickel plating
- Dimming contacts: Copper Alloy, gold over nickel plating
- Housing: Glass filled PBT, UL 94V-0 flammability rated

PRODUCT OFFERING

	<u>with 150° C wires</u>	<u>with 105° C wires</u>
5 position (2 dimming / signal):	2213362-1	2213362-3
7 position (4 dimming / signal):	2213362-2	2213362-4

Spring Leaf Brush Contact: **2213365-1**

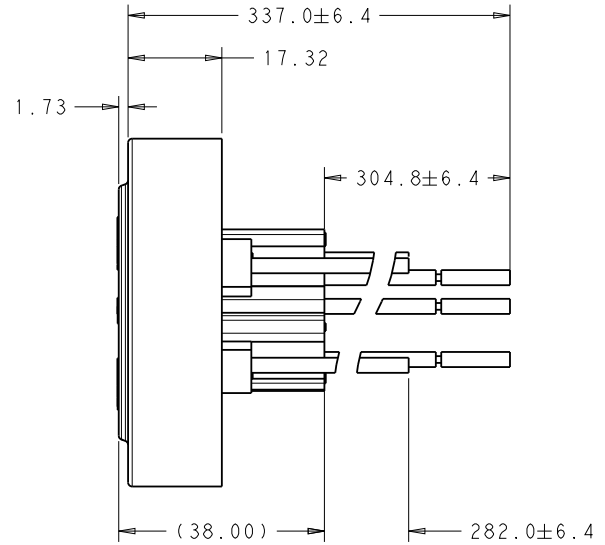
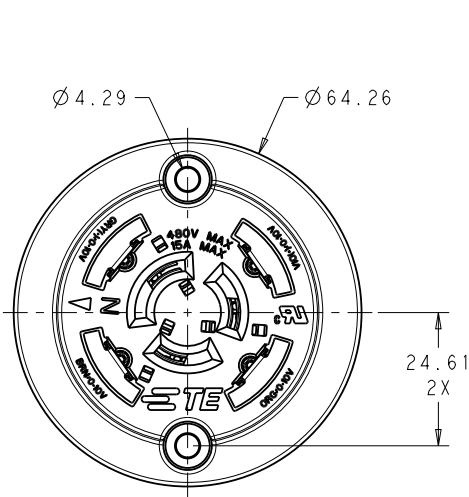
APPLICATIONS AND SPECIFICATIONS

- Application Specification #: **114-32115**
- Product Specification #: **108-32059**



INTELLIGENT BUILDINGS

PRODUCT DIMENSIONS



Dimensions are shown for reference purposes only. Specifications subject to change.
Customer drawing should be used for all design activity.



INTELLIGENT BUILDINGS