

4

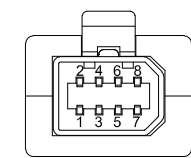
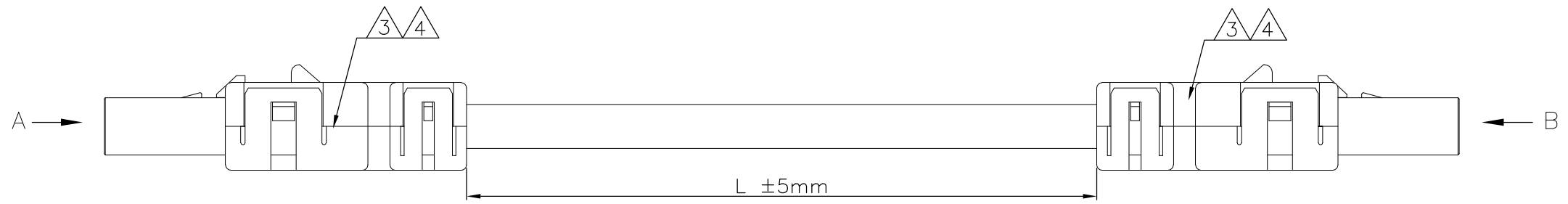
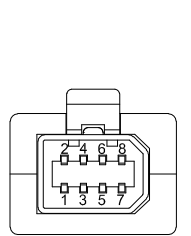
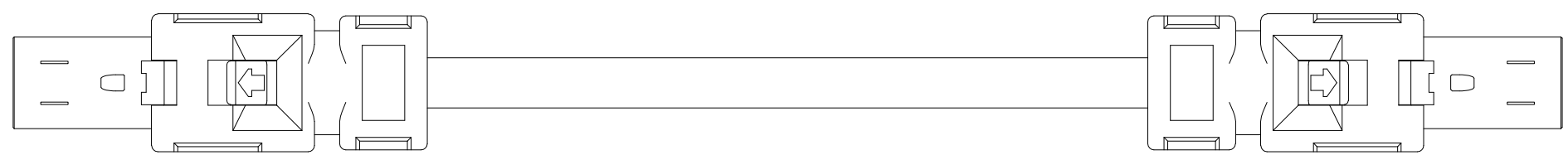
3

2

1

THIS DRAWING IS UNPUBLISHED. RELEASED FOR PUBLICATION
 © COPYRIGHT - By - ALL RIGHTS RESERVED.

LOC	DIST	REVISIONS		
H	-	P	LTR	DESCRIPTION
			A	INITIAL DRAWING
				DATE
				DWN
				APVD
				03FEB2015
				GSK
				BvH



VIEW A

VIEW B

NOTES:

- 1 PACKAGING: ACC. TO TE SPEC. 107-18032
- 2 ELECTRICAL TEST ACCORDING TE SPECIFICATION 108-18857. SHORT-CIRCUIT AND CONTINUITY TEST AT 500V DC, 0.1s
- 3 KEEP THE DIRECTION OF CONNECTOR TO THE CABLE ON BOTH SIDE THE SAME
- 4 WIRING SCHEMA ACC. TO TIA/EIA-568-B AS SHOWN IN WIRING SCHEDULE

WIRING SCHEDULE 4

CAVITY SIDE A	COLOR	CAVITY SIDE B
1	WH/OG	1
2	OG	2
3	WH/GN	3
4	BU	4
5	WH/BU	5
6	GN	6
7	WH/BN	7
8	BN	8

10	HiFlex MultiPurpose 70°C PUR	2-2205131-6
5	HiFlex MultiPurpose 70°C PUR	2-2205131-5
3	HiFlex MultiPurpose 70°C PUR	2-2205131-4
2	HiFlex MultiPurpose 70°C PUR	2-2205131-3
1	HiFlex MultiPurpose 70°C PUR	2-2205131-2
0.5	HiFlex MultiPurpose 70°C PUR	2-2205131-1
10	HI 125°C TPE	1-2205131-6
5	HI 125°C TPE	1-2205131-5
3	HI 125°C TPE	1-2205131-4
2	HI 125°C TPE	1-2205131-3
1	HI 125°C TPE	1-2205131-2
0.5	HI 125°C TPE	1-2205131-1
10	STD 110°C PVC	2205131-6
5	STD 110°C PVC	2205131-5
3	STD 110°C PVC	2205131-4
2	STD 110°C PVC	2205131-3
1	STD 110°C PVC	2205131-2
0.5	STD 110°C PVC	2205131-1
Length/m	Cable version	TE PN

THIS DRAWING IS A CONTROLLED DOCUMENT.		DWN 03FEB2015 SATHISH KUMAR .G	TE Connectivity	
DIMENSIONS: mm		CHK 03FEB2015 B.VELDHOVEN		
TOLERANCES UNLESS OTHERWISE SPECIFIED:		APVD 03FEB2015 A.VAN ZANDVOORT	NAME CA MINI IO MINI IO TYPE I	
0 PLC ± - 1 PLC ± - 2 PLC ± - 3 PLC ± - 4 PLC ± - ANGLES ± 1°		PRODUCT SPEC 108-78955	RESTRICTED TO	
MATERIAL		APPLICATION SPEC 114-5506	SIZE A3	CAGE CODE 00779
FINISH		WEIGHT -	DRAWING NO C-2205131	REV A
CUSTOMER DRAWING			SCALE NTS	SHEET 1 OF 1