

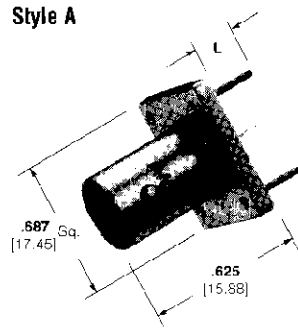
BNC Connectors, 75 Ohm (Continued)

Vertical Metalized PC Board Mount Jacks

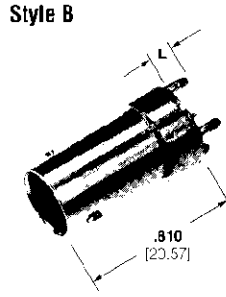
Plating

Body — See chart
 Center Contact — See chart
 Dielectric — TEF₂ON

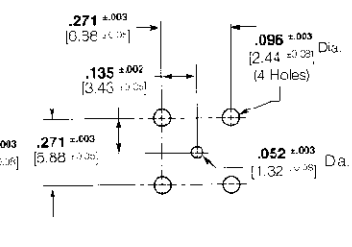
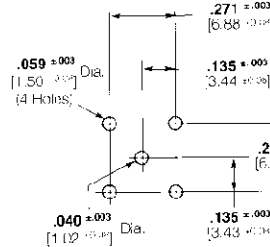
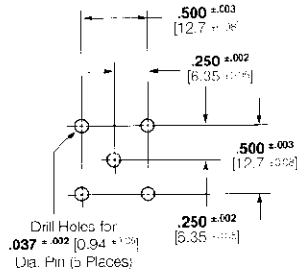
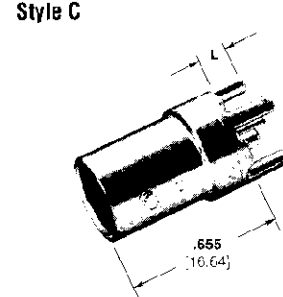
Style A



Style B

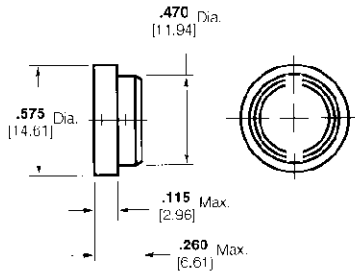


Style C



Insulating Bushing

Material — Nylon
 Part No. 222163-1



Recommended PC Board Layout

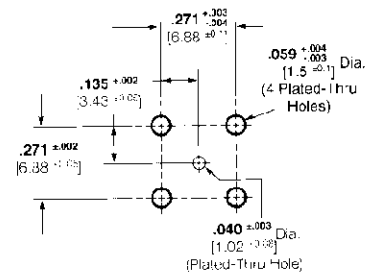
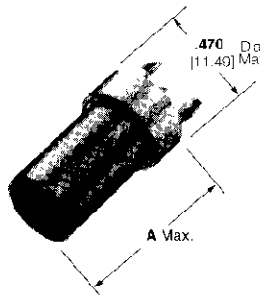
Body Plating	Center Contact Plating	Part Numbers	Style	Leg Length L
Nickel	Gold	413805-1	B	.130 3.30
Tin-Lead	Gold	413885-3	B	.130 3.30
Tin-Lead	Gold	414353-1	B	.250 6.35
Tin-Lead	Gold	414394-1	C	.175 4.44
Nickel	Silver	413986-1	A	.250 6.35

Plating

Body — Nickel
 Center Contact — Gold
 Dielectric — TFE₂ON

Dim. A	Part No.
.810 20.57	222462-1
.640 16.26	414088-1

Press Fit



Recommended PC Board Layout

Technical Documents

Product Specification

103-12103

Application Specification

144-12001

BNC Connectors