



MULTIPLE CONFIGURATION PCB HEADERS & RECEPTACLES



Active

PRODUCT DRAWING
English

3D PDF

TE CONNECTIVITY (TE)

6P AMPMODU II SHRD HDR, ST, 0.38AU

AMPMODU | AMPMODU Headers

280372-2

TE Internal Number: 280372-2

Always EU RoHS/ELV Compliant

Applies To **Printed Circuit Board**

Connector Style **Plug**

Centerline **2.54 mm [.1 in]**

Number of Positions **6**

Header Type **Shrouded**

Product Drawings

AMPMODU II HEADER

PDF
English

CAD Files

3D PDF

PDF
3D

Customer View Model

2D_DXF.ZIP
English

Customer View Model

3D_IGS.ZIP
English

Customer View Model

3D_STP.ZIP
English

Product Environmental Compliance

TE Material Declaration

MD_280372-2_061620141015_dmtec

PDF
English

Please review product documents or [contact us](#) for the latest agency approval information. Please Note: Use the Product Drawing for all design activity.

Product Type Features

Applies To

Printed Circuit Board

Connector Style

Plug

PCB Mounting Orientation

Vertical

Connector Type

Header

	Row-to-Row Spacing	2.54 mm [.1 in]
	Stabilizers	Without
	Strain Relief	Without
	Board Standoff	Without
	Profile	Standard
	Product Type	Connector
	Gasket	Without
<hr/>		
Configuration Features	Number of Positions	6
	Number of Rows	1
	Keyed	No
	Selectively Loaded	No
<hr/>		
Electrical Characteristics	Dielectric Withstanding Voltage	750 V
<hr/>		
Body Features	Header Type	Shrouded
	Post Size (in)	.025
<hr/>		
Contact Features	Contact Protection	With
	Contact Shape	Round
	Contact Type	Pin
	Contact Base Material	Brass
	Contact Mating Area Plating Thickness (µin)	15
	Solder Tail Contact Plating Material	Tin
	Contact Mating Area Plating Material	Gold
	Contact Protection Type	Shrouded
<hr/>		
Termination Features	Termination Post Length	3.5 mm [.138 in]
	Termination End Plating Material	Tin
	Termination End Plating Thickness (µm)	2.5
	Termination Method to PC Board	Through Hole
<hr/>		
Mechanical Attachment	PCB Mounting Style	Through Hole
	PCB Mount Retention	Without
	Mating Connector Lock Type	Detent Windows
	Panel Mount Retention	Without

Mating Alignment	with
Mating Connector Lock	With
Mating Alignment Type	Polarization

Housing Features	Centerline	2.54 mm [.1 in]
	Housing Color	Black
	Housing Material	Thermoplastic
	Housing Style	3-Sided

Dimensions	Mating Post Length	6.6 mm [.26 in]
	Shrouded End Dimension (mm)	1.65

Usage Conditions	Operating Temperature Range (°C)	-65 – 105
	High Temperature Housing	No

Operation/Application	High Speed Serial Data Connector	No
-----------------------	----------------------------------	-----------



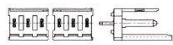
Industry Standards	UL Flammability Rating	UL 94V-0
	Approved Standards	CSA LR7189, UL E28476

Packaging Features	Packaging Quantity	1000
	Packaging Method	Box

Product Compliance [Statement of Compliance](#)
PDF

[VIEW ALL PRODUCT COMPLIANCE](#)

CUSTOMERS ALSO BOUGHT

<p>BLANK DIE-CUT LABELS</p>  <p>EET-0848P-9 EET-0848P-9</p> <p>Save to List</p> <p>Find Similar Products</p>	<p>THROUGH-HOLE RESISTORS</p>  <p>CFR25 5% 270R CFR25J270R</p> <p>Save to List</p> <p>Find Similar Products</p>	<p>MULTIPLE CONFIGURATION PCB HEADERS & RECEPTACLES</p>  <p>8P AMPMODU II SHRD HDR, ST, 0.38AU 280373-2</p> <p>Save to List</p> <p>Find Similar Products</p>	<p>MULTIPLE CONFIGURATION PCB HEADERS & RECEPTACLES</p>  <p>MOD I INCREMENTAL ASSY 280618-2</p> <p>Save to List</p> <p>Find Similar Products</p>
--	---	--	--

