


## Superseal 1.5 Series . . . Wire To Wire Connectors . . . 6 mm Centers (Continued)


### Connector Housings



Secondary locks are factory installed on all connector housings. Plug connectors include a factory installed interface seal. Connector housings and secondary locks are made from glass filled nylon.

Positions	Plug Connector Utilizes Receptacle Contacts	Cap Connector Utilizes Tab Contacts
1	282079-2	282103-1
2	282080-1	282104-1
3	282087-1	282105-1
4	282088-1	282106-1
5	282089-1	282107-1
6	282090-1	282108-1


### Tab Contacts



Tab contacts are 1.5 [.059] wide by 0.8 [.032] thick. Uncrimped contact length is approximately 22.7 [.894]

Wire Range mm <sup>2</sup> / AWG	Wire Ins. Dia. mm / Inches	Material & Finish	Tab Part Number	
			Strip	Loose Piece
0.35-0.5 (22-20)	1.4-1.7 [.055-.067]	Pre-Tin Plated Brass	282404-1	183036-1
.75-1.5 (20-16)	1.8-3.3 [.071-.130]		282109-1	183024-1
1.5-2.5 [16-14]	1.8-3.3 [.071-.130]		282465-1	—

### Receptacle Contacts



Receptacle contacts are manufactured from 0.3 [0.12] thick material. Uncrimped contact length is approximately 16.5 [.650]

Wire Range mm <sup>2</sup> / AWG	Wire Ins. Dia. mm / Inches	Material & Finish	Rec. Part Number	
			Strip	Loose Piece
0.35-0.5 (22-20)	1.4-1.7 [.055-.067]	Pre-Tin Plated Phos. Bronze	282403-1	183035-1
.75-1.5 (20-16)	1.8-3.3 [.071-.130]		282110-1	183025-1
1.5-2.5 [16-14]	1.8-3.3 [.071-.130]		282466-1	—