

Wire to Board Connectors

CT (Common Termination) Connector System

Post Header Assemblies (For MT and Crimp Type)

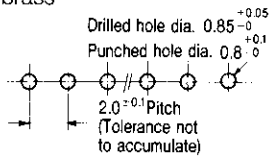
DIP Standard Type

Post Header Assemblies (PC Board Application Side)

Horizontal Mount Type

Material and Finish :

Housing—UL94V-0 rated,
6/6 Nylon, natural color
Post Contact—Tin plated
brass



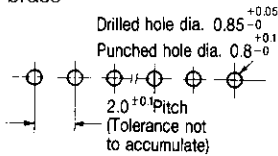
PC Board Layout

(Acceptable board thickness:
0.8~1.6mm)

Vertical Mount Type

Material and Finish :

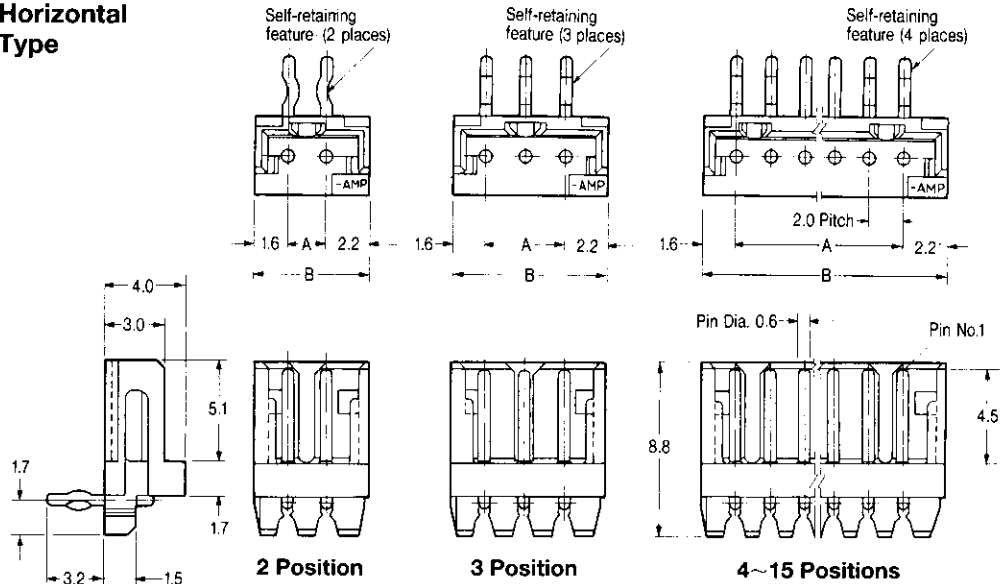
Housing—UL94V-0 rated,
6/6 Nylon, natural color
Post Contact—Tin plated
brass



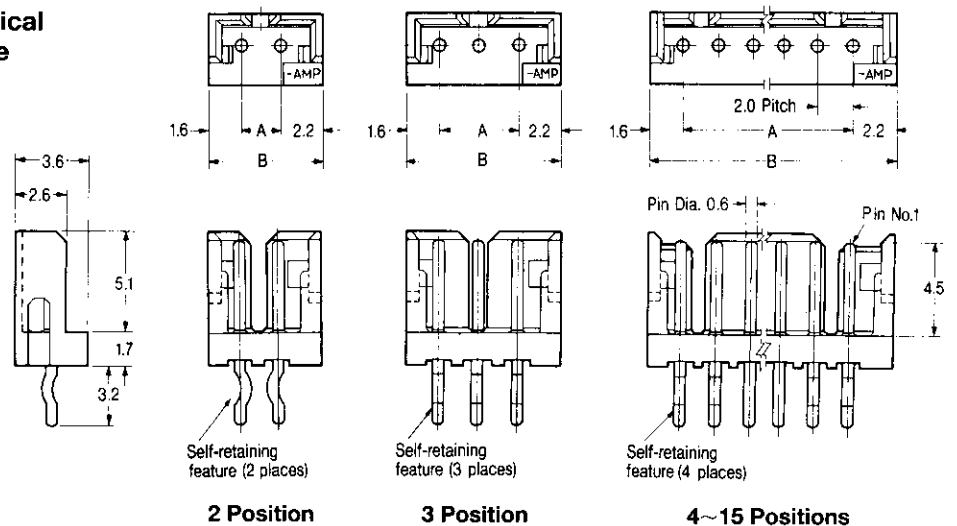
PC Board Layout

(Acceptable board thickness:
0.8~1.6mm)

Horizontal Type



Vertical Type



No. of Pos.	Dimensions		Part Number of Post Header Assembly*	
	A	B	Horizontal Mount	Vertical Mount
2	2.0	5.8	292253-2	292161-2
3	4.0	7.8	292253-3	292161-3
4	6.0	9.8	292253-4	292161-4
5	8.0	11.8	292253-5	292161-5
6	10.0	13.8	292253-6	292161-6
7	12.0	15.8	292253-7	292161-7
8	14.0	17.8	292253-8	292161-8
9	16.0	19.8	292253-9	292161-9
10	18.0	21.8	1-292253-0	1-292161-0
11	20.0	23.8	1-292253-1	1-292161-1
12	22.0	25.8	1-292253-2	1-292161-2
13	24.0	27.8	1-292253-3	1-292161-3
14	26.0	29.8	1-292253-4	1-292161-4
15	28.0	31.8	1-292253-5	1-292161-5

* The color of housing is natural. Other colors available include blue, yellow and black. For details contact our Sales Department.