


293545-3 Product Details



293545-3

TE Internal Number: 293545-3



CoolSplice Connectors

 Always EU RoHS/ELV Compliant (Statement of Compliance)

Product Highlights:

- Connector
- CoolSplice Connectors Product Line
- 2.50 mm Centerline
- Applies To Wire/Cable
- Not Sealed

Documentation & Additional Information

Product Drawings:

- [SPLICING CONNECTOR](#) (PDF, English)

Catalog Pages/Data Sheets:

- [8-1773459-0 _COOLSPLICE_CONNECTORS](#) (PDF, English)

Product Specifications:

- [Productspecification Coolsplice Connector](#) (PDF, English)

Application Specifications:

- None Available

Instruction Sheets:

- None Available

CAD Files:

- None Available

Related Products:

- [Tooling](#)

Product Features (Please use the Product Drawing for all design activity)

Product Type Features:

- Product Type = Connector
- Product Line = CoolSplice Connectors
- Sealed = No
- Termination Method to Wire/Cable = Feed Through

Electrical Characteristics:

- Wire Size (AWG or Metric) = 22 AWG, 20 AWG

Body Features:

- Button Color = Green

Housing Features:

- Centerline (mm [in]) = 2.50 [0.098]

Configuration Features:

- Number of Positions = 2

Industry Standards:

- [RoHS/ELV Compliance](#) = RoHS compliant, ELV compliant
- [Lead Free Solder Processes](#) = Not relevant for lead free process
- RoHS/ELV Compliance History = Always was RoHS compliant

Conditions for Usage:

- Applies To = Wire/Cable

Packaging Features:

- Packaging Quantity = 15/Box

Other:

- Brand = TE Connectivity

THIS DRAWING IS UNPUBLISHED.

RELEASED FOR PUBLICATION

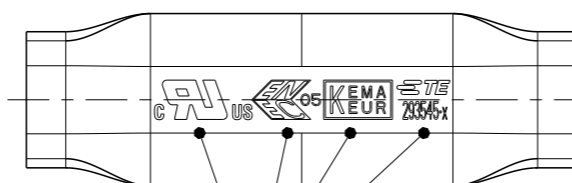
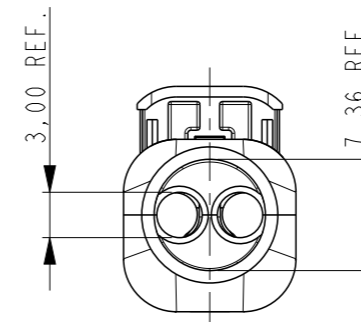
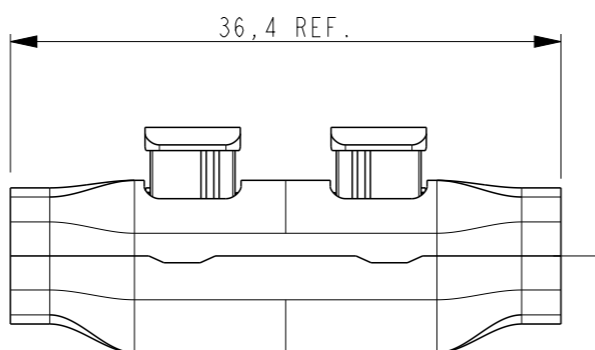
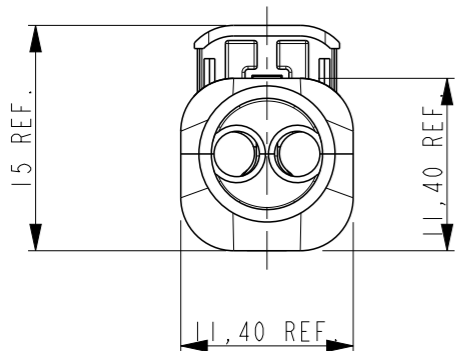
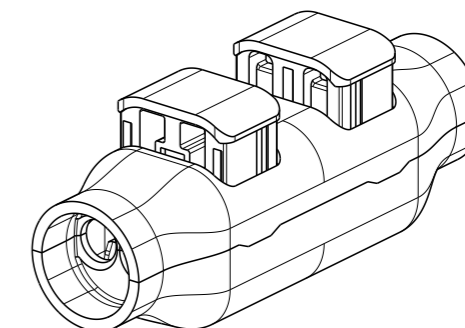
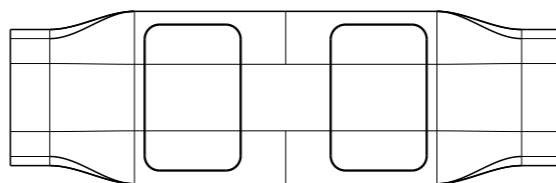
© COPYRIGHT - new logo 2011

ALL RIGHTS RESERVED.

LOC	DIST	REVISIONS					
		P	LTR	DESCRIPTION	DATE	DWN	APVD
H	-		E	CHANGES PER ECR-11-005299	14MAR2011	PP	JK
			F	CHANGES PER ECR-11-006548	21OCT2011	PP	JK
			G	CHANGES PER ECR-12-004118	02MAR2012	PP	JK
			G1	CHANGES PER ECR-13-013257	30AUG2013	RS	DD

NOTES:

- 1 CONNECTOR ACCEPT MULTIPLE WIRES SIZES: SEE TABLE.
- 2 HOUSING AND BUTTON MATERIAL : POLYCARBONATE
- 3 IDC CONTACT MATERIAL: PhBR
- 4 PRINTING LOGO'S: P/N 293545-1 and -2: UL, ENEC, KEMA, PARTNUMBER, TE.
- 5 PRINTING LOGO'S: P/N 293545-3 and -4: UL, PARTNUMBER, TE.
- 6 WIRE INSULATION DIAMETER RANGE IS FROM 1.75 TO 2.85 mm



SEE NOTE 4 & 5

HOUSING COLOR	PARTNUMBER	DESCRIPTION	CABLE SIZE
YELLOW TRANSPARENT	293545-4	SPLICING CONNECTOR SEALED	AWG 20 (0.52mm ²) / AWG 22 (0.33mm ²)
	293545-3	SPLICING CONNECTOR UNSEALED	AWG 20 (0.52mm ²) / AWG 22 (0.33mm ²)
NATURAL TRANSPARENT	293545-2	SPLICING CONNECTOR SEALED	AWG 18 (0.82mm ²) TO 1mm ²
	293545-1	SPLICING CONNECTOR UNSEALED	AWG 18 (0.82mm ²) TO 1mm ²

THIS DRAWING IS A CONTROLLED DOCUMENT.		DWN 04MAR2010 J.v.d.Krogt	TE Connectivity SPLICING CONNECTOR	
DIMENSIONS: mm		CHK 04MAR2010 J.v.d.Krogt		
TOLERANCES UNLESS OTHERWISE SPECIFIED:		APVD 06MAR2010 O.Leijnse	NAME	
0 PLC ± 1 PLC ±0.2 2 PLC ±0.15 3 PLC ± 4 PLC ± ANGLES ±3°		PRODUCT SPEC 108-19419	-	
MATERIAL SEE NOTES		APPLICATION SPEC 114-19136	SIZE A3	CAGE CODE 00779
FINISH SEE NOTES		WEIGHT -	DRAWING NO C-293545	RESTRICTED TO -
CUSTOMER DRAWING			SCALE 2:1	SHEET 1 OF 1 REV G1