

# NECTOR M POWER SYSTEM

INDOOR & OUTDOOR  
BUILDING AND LUMINAIRE POWER

## NECTOR M Power System

Specifications

Free Hanging Socket & Pin Connectors

Panel Mount Socket & Pin Connectors

PCB Mounted Socket & Pin Headers

## NECTOR M Sealed Power System

Specifications

Free Hanging Socket & Pin Connectors

Panel Mount Socket & Pin Connectors

## NECTOR M Cable Assemblies

Specifications

**WHAT'S INSIDE**

Buildings are alive. They have the intelligence to sense and react, anticipate and illuminate. They talk – they breathe and with increased urbanization and a rise in environmental concerns, there is a growing demand for state-of-the-art buildings that provide total comfort, convenience and control. The NECTOR M power system will help enhance how buildings are powered within the walls and expand to the many devices that it powers. Additionally, NECTOR M Sealed system is designed to provide a pluggable connectivity solution for outdoor and harsh environments.



TE Connectivity (TE)'s NECTOR M power system is a flexible, fully pluggable, modular wiring connectors and cabling solution for the permanent & temporary power and control electrical installations. NECTOR M power system offers an ideal solution for both indoor and a sealed version for outdoor. High humidity installations also enabling a reconfigurable, easy-to-install and time saving alternative to the traditional hard-wired electrical connections.



## Target Markets

- Electrical Installation
- Lighting Installation

## Applications

- **Lighting**
  - Architectural
  - Commercial
  - Greenhouse Lighting
  - Street Lighting
  - Industrial
  - Residential
  - Retail Display
  - Emergency
  - Entertainment and Off-Grid
  - Factory-built Construction
- **Power Distribution**
  - Commercial Office/Retail Buildings
  - Residential
  - Pre-fabricated Building
  - Hotels
  - Schools
  - Hospitals
  - Shipbuilding

## Key Benefits

- Improve installation efficiency with one connector solution that addresses power, data and control requirements
- Enable design consistency with the same size knock out diameter for a multi-position 5,6 and 7 pole connector system
- Reduce installation time, on-site labor cost and waste with a multi-functional modular system
- Support easy field installation (with NECTOR M sealed) and simplify routing during installation with a circular form factor that requires less real estate
- Reduce Health at safety risk at the construction site

# NECTOR M Power System



# NECTOR M Sealed Power System





# NECTOR M Power System

The NECTOR M product portfolio offers a complete range of 3, 5, 6 and 7 pole pluggable electrical installation components for indoor applications with free hanging, panel/chassis mount, PCB mount and power splitter solution. For example, a 3 pole NECTOR M system could be an ideal solution for ceiling, wall, pendant and furniture lighting fixtures that require a ground connection in residential or commercial spaces. The multi-phase, 5 pole NECTOR M system provides the power and signal connections required for lighting control (e.g. DALI) applications. The multi-phase, 7 pole systems provide additional power and signal connections to be used for emergency lighting systems and for color control lighting capability.

## NECTOR M

### Electrical

- **Operating Voltage:** 400 VAC IEC rating  
600 VAC UL rating

- **Operating current:**

| Contact Part Number | Wire Conductor Size | Single Phase Circuit Max Current | Multi-phase Circuit Max Current |
|---------------------|---------------------|----------------------------------|---------------------------------|
| 293476-2 pin        | 1.5 mm <sup>2</sup> | 11 A                             | 10 A                            |
| 293475-2 socket     |                     |                                  |                                 |
| 2213657-2 pin       | 1.5 mm <sup>2</sup> | 16 A                             | 10 A                            |
| 2213656-2 socket    |                     |                                  |                                 |
| 1-293476-2 pin      | 2.5 mm <sup>2</sup> | 14 A                             | 14 A                            |
| 1-293475-2 socket   |                     |                                  |                                 |
| 1-2213657-2 pin     | 2.5 mm <sup>2</sup> | 20 A                             | 16 A                            |
| 1-2213656-2 socket  |                     |                                  |                                 |
| 1-2213266-2 pin     | 18 AWG              | 7 A                              | 7 A                             |
| 1-2213265-2 socket  |                     |                                  |                                 |
| 1-2213266-2 pin     | 16 AWG              | 10 A                             | 10 A                            |
| 1-2213265-2 socket  |                     |                                  |                                 |
| 2213266-2 pin       | 14 AWG              | 15 A                             | 15 A                            |
| 2213265-2 socket    |                     |                                  |                                 |

### Mechanical

- **Operating temperature:** -40°C to 85°C
- **IP Seal Rating:** IP20
- **UV Resistant:** Black connectors only
- **Wire Termination:** Closed barrel pin & socket crimped terminals

### Standards

- IEC 61535
- UL 1977

### Product Specifications


#### 3, 5, 6 & 7 position connector:

- Application Specification: **108-20304**
- Product Specification: **108-20324**

#### Pole configurations



- 3 Pole (L, N, ground)
- 5 Pole (L1, S1, S2, N, ground)
- 6 Pole (L1, L2, S1, S2, N, ground)
- 7 Pole (L1, L2, L3, S1, S2, N, ground)



## 3 Pole Socket Connector, Free Hanging




Measurements are maximum dimensions. For more accurate dimensions, refer to the customer drawings.

| A - Socket Cap  | Color  | TE Part Number |
|---|--|----------------|
| <br>293596* |  | 293596-1*      |

| C - Locking for Contacts   | Color  | TE Part Number |
|--|--|----------------|
| <br>293470* |  | 293470-1*      |

| B - Socket Housing  | Color   | TE Part Number | Keying Code |
|---|---|----------------|-------------|
| <br>293468 |  | 293468-1*      | A***        |
|   |   | 293468-2       | B***        |
|   |   | 293468-3       | C***        |
|   |   | 293468-4**     | D***        |
|   |   | 293468-5**     | E***        |
|   |   | 293468-6**     | F***        |
|   |  | 1-293468-1     | A***        |
|   |   | 1-293468-2     | B***        |
|   |   | 1-293468-3     | C***        |
|   |   | 1-293468-4**   | D***        |
|   |   | 1-293468-5**   | E***        |
|   |   | 1-293468-6**   | F***        |

| D - Socket Contacts  | TE Part Number | Conductor Gauge     |
|--|----------------|---------------------|
| <br>293475 - metric<br>2213265 - AWG | 293475-2*      | 1.5 mm <sup>2</sup> |
|  | 1-293475-2*    | 2.5 mm <sup>2</sup> |
|  | 2213265-5*     | 14 AWG              |
|  | 1-2213265-2*   | 16-18 AWG           |

| E - Cable Nut  | Color   | TE Part Number | Cable Dia. Range (mm <sup>2</sup> ) |
|--|---|----------------|-------------------------------------|
| <br>293607 |  | 293607-1*      | 7.50 - 8.40                         |
|  |   | 293607-2*      | 9.00 - 9.90                         |
|  |   | 293607-3       | 8.50 - 9.40                         |
|  |   | 293607-4       | 9.50 - 10.40                        |
|  |  | 1-293607-1     | 7.50 - 8.40                         |
|  |   | 1-293607-2     | 9.00 - 9.90                         |
|  |   | 1-293607-3     | 8.50 - 9.40                         |
|  |   | 1-293607-4     | 9.50 - 10.40                        |


\* Online Sample Room

\*\* On Demand

\*\*\* For keying and tooling information, see application Specification 114-32150





## 3 Pole Pin Connector, Free Hanging




Measurements are maximum dimensions. For more accurate dimensions, refer to the customer drawings.


| B - Pin Housing   | Color   | TE Part Number | Keying Code |
|---|---------|----------------|-------------|
| <br>293469 | Natural | 293469-1*      | A***        |
|   |         | 293469-2       | B***        |
|   |         | 293469-3       | C***        |
|   |         | 293469-4**     | D***        |
|   |         | 293469-5**     | E***        |
|   |         | 293469-6**     | F***        |
|   | Black   | 1-293469-1     | A***        |
|   |         | 1-293469-2     | B***        |
|   |         | 1-293469-3     | C***        |
|   |         | 1-293469-4**   | D***        |
|   |         | 1-293469-5**   | E***        |
|   |         | 1-293469-6**   | F***        |

| D - Cable Nut   | Color   | TE Part Number | Cable Dia. Range (mm <sup>2</sup> ) |
|---|---------|----------------|-------------------------------------|
| <br>293607 | Natural | 293607-1*      | 7.50 - 8.40                         |
|   |         | 293607-2*      | 9.00 - 9.90                         |
|   |         | 293607-3       | 8.50 - 9.40                         |
|   |         | 293607-4       | 9.50 - 10.40                        |
|   | Black   | 1-293607-1     | 7.50 - 8.40                         |
|   |         | 1-293607-2     | 9.00 - 9.90                         |
|   |         | 1-293607-3     | 8.50 - 9.40                         |
|   |         | 1-293607-4     | 9.50 - 10.40                        |

| B - Locking for Contacts  | Color   | TE Part Number |
|---|---------|----------------|
| <br>293470 | Natural | 293470-1*      |

| C - Pin Contacts  | TE Part Number | Conductor Gauge     |
|---|----------------|---------------------|
| <br>293476 - metric<br>2213266 - AWG | 293476-2*      | 1.5 mm <sup>2</sup> |
|   | 1-293476-2*    | 2.5 mm <sup>2</sup> |
|   | 2213266-5*     | 14 AWG              |
|   | 1-2213266-2*   | 16-18 AWG           |

## 3 Pole T-Splitter Connector


| T-Splitter   | Color   | TE Part Number | Keying Code |
|--|---------|----------------|-------------|
| <br>293611 | Natural | 293611-1*      | A***        |
|  |         | 293611-2       | B***        |
|  |         | 293611-3       | C***        |
|  |         | 293611-4**     | D***        |
|  |         | 293611-5**     | E***        |
|  |         | 293611-6**     | F***        |
|  | Black   | 1-293611-1     | A***        |
|  |         | 1-293611-2     | B***        |
|  |         | 1-293611-3     | C***        |
|  |         | 1-293611-4**   | D***        |
|  |         | 1-293611-5**   | E***        |
|  |         | 1-293611-6**   | F***        |

\* Online Sample Room



\*\* On Demand



\*\*\* For keying and tooling information, see application Specification 114-32150

## 5, 6 & 7 Pole Socket Connector, Free Hanging






Measurements are maximum dimensions. For more accurate dimensions, refer to the customer drawings.




| A - Socket Cap   | Color  | TE Part Number |
|--|--|----------------|
| <br>293682 | <br>Gray | 293682-1*      |

| C - Locking for Contacts   | Color   | TE Part Number |
|--|---|----------------|
| <br>293658 | <br>Natural | 293658-1*      |

| B - Socket Housing  |   |
|---|---|
|  | 293615 5 pole<br>293656 6 pole<br>293721 7 pole |

| D - Socket Contacts  | TE Part Number | Conductor Gauge     |
|--|----------------|---------------------|
| <br>293475 - metric<br>2213265 - AWG | 293475-2*      | 1.5 mm <sup>2</sup> |
|  | 1-293475-2*    | 2.5 mm <sup>2</sup> |
|  | 2213265-5*     | 14 AWG              |
|  | 1-2213265-2*   | 16-18 AWG           |

|   | TE Part Number<br>5 pole | TE Part Number<br>6 pole | TE Part Number<br>7 pole | Keying<br>Code |
|---|--------------------------|--------------------------|--------------------------|----------------|
|  | 293615-1*                |                          | 293721-1*                | A***           |
|   | 293615-2                 |                          | 293721-2                 | B***           |
|   | 293615-3*                | 293656-3*                | 293721-3                 | C***           |
|   | 293615-4                 | 293656-4                 | 293721-4                 | D***           |
|   | 293615-5                 | 293656-5                 | 293721-5                 | E***           |
|  | 1-293615-1               |                          | 1-293721-1               | A***           |
|   | 1-293615-2               |                          | 1-293721-2               | B***           |
|   | 1-293615-3               | 1-293656-3               | 1-293721-3               | C***           |
|   | 1-293615-4               | 1-293656-4               | 1-293721-4               | D***           |
|   | 1-293615-5               | 1-293656-5               | 1-293721-5               | E***           |


| E - Cable Nut   | Color   | TE Part Number | Cable Size           | Cable Dia.<br>Range (mm <sup>2</sup> ) |
|---|---|----------------|----------------------|--|
| <br>293660 |  | 293660-1*      | 6G x 1.5             | 9.60 - 9.80                            |
|   |   | 293660-2       | 6G x 2.5             | 11.00 - 11.20                          |
|   |   | 293660-3*      | 5G x 2.5<br>7G x 1.5 | 11.90 - 13.40                          |
|   |   | 293660-4       | 6G x 2.5             | 7.50 - 7.70                            |
|   |   | 293660-5       | 7G x 2.5             | 14.00 - 15.50                          |
|   |   | 293660-6*      | 5G x 1.5             | 9.70 - 11.20                           |
|   |  | 1-293660-1     | 6G x 1.5             | 9.60 - 9.80                            |
|   |   | 1-293660-2     | 6G x 2.5             | 11.00 - 11.20                          |
|   |   | 1-293660-3     | 5G x 2.5<br>7G 1.5   | 11.90 - 13.40                          |
|   |   | 1-293660-4     | 6G x 1.5             | 7.50 - 7.70                            |
|   |   | 1-293660-5     | 7G x 2.5             | 14.00 - 15.50                          |
|   |   | 1-293660-6     | 5G x 1.5             | 9.70 - 11.20                           |

\* Online Sample Room

\*\* On Demand


\*\*\* For keying and tooling information, see application Specification 114-32150


## 5, 6 & 7 Pin Socket Connector, Free Hanging




Measurements are maximum dimensions. For more accurate dimensions, refer to the customer drawings.

| A - Pin Housing  |                          |                          |                          |   |
|--|--------------------------|--------------------------|--------------------------|---|
|  |                          |                          |                          | 293616 5 pole<br>293657 6 pole<br>293722 7 pole |
| Color  | TE Part Number<br>5 pole | TE Part Number<br>6 pole | TE Part Number<br>7 pole | Keying Code                                     |
| Natural  | 293616-1*                |                          | 293722-1*                | A***  |
|  | 293616-2                 |                          | 293722-2                 | B***  |
|  | 293616-3*                | 293657-3*                | 293722-3                 | C***  |
|  | 293616-4                 | 293657-4                 | 293722-4                 | D***  |
|  | 293616-5                 | 293657-5                 | 293722-5                 | E***  |
| Black  | 1-293616-1               |                          | 1-293722-1               | A***  |
|  | 1-293616-2               |                          | 1-293722-2               | B***  |
|  | 1-293616-3               | 1-293657-3               | 1-293722-3               | C***  |
|  | 1-293616-4               | 1-293657-4               | 1-293722-4               | D***  |
|  | 1-293616-5               | 1-293657-5               | 1-293722-5               | E***  |


| B - Locking for Contacts  | Color   | TE Part Number |
|---|---------|----------------|
|  | Natural | 293658-1*      |

| C - Pin Contacts  | TE Part Number | Conductor Gauge     |
|---|----------------|---------------------|
|  | 293476-2*      | 1.5 mm <sup>2</sup> |
|   | 1-293476-2*    | 2.5 mm <sup>2</sup> |
|   | 2213266-5*     | 14 AWG              |
|   | 1-2213266-2*   | 16-18 AWG           |

293476 - metric  
2213266 - AWG

| D - Cable Nut   | Color   | TE Part Number | Cable Size           | Cable Dia. Range (mm <sup>2</sup> ) |
|---|---------|----------------|----------------------|-------------------------------------|
|  | Natural | 293660-1*      | 6G x 1.5             | 9.60 - 9.80                         |
|   |         | 293660-2       | 6G x 2.5             | 11.00 - 11.20                       |
|   |         | 293660-3*      | 5G x 2.5<br>7G x 1.5 | 11.90 - 13.40                       |
|   |         | 293660-4       | 6G x 2.5             | 7.50 - 7.70                         |
|   |         | 293660-5       | 7G x 2.5             | 14.00 - 15.50                       |
|   |         | 293660-6       | 5G x 1.5             | 9.70 - 11.20                        |
|   | Black   | 1-293660-1     | 6G x 1.5             | 9.60 - 9.80                         |
|   |         | 1-293660-2     | 6G x 2.5             | 11.00 - 11.20                       |
|   |         | 1-293660-3     | 5G x 2.5<br>7G 1.5   | 11.90 - 13.40                       |
|   |         | 1-293660-4     | 6G x 1.5             | 7.50 - 7.70                         |
|   |         | 1-293660-5     | 7G x 2.5             | 14.00 - 15.50                       |
|   |         | 1-293660-6     | 5G x 1.5             | 9.70 - 11.20                        |

## 5 Pole T-Splitter Connector

| T-Splitter   | Color   | TE Part Number | Keying Code |
|--|---------|----------------|-------------|
|  | Natural | 1879995-1*     | A***        |
|  |         | 1879995-2      | B***        |
|  |         | 1879995-3      | C***        |
|  |         | 1879995-4      | D***        |
|  |         | 1879995-5      | E***        |
|  | Black   | 1-1879995-1    | A***        |
|  |         | 1-1879995-2    | B***        |
|  |         | 1-1879995-3    | C***        |
|  |         | 1-1879995-4    | D***        |
|  |         | 1-1879995-5    | E***        |

Measurements are maximum dimensions. For more accurate dimensions, refer to the customer drawings.


\* Online Sample Room


\*\*\* For keying and tooling information, see application Specification 114-32150


## 3 Pole Panel Mount Socket Connector




Measurements are maximum dimensions. For more accurate dimensions, refer to the customer drawings.

| A - Screw Nut   |  | Color          | TE Part Number |
|---|--|----------------|----------------|
| <br>293481 |  | <b>Natural</b> | 293481-1*      |
|   |  | <b>Black</b>   | 1-293481-1     |

| C - Locking for Contacts  |  | Color          | TE Part Number |
|---|--|----------------|----------------|
| <br>293470 |  | <b>Natural</b> | 293470-1*      |
|   |  |                |                |

| B - Panel Mount Socket Housing  |                | Color | TE Part Number | Keying Code |
|---|----------------|-------|----------------|-------------|
| <br>293606 | <b>Natural</b> |       | 293606-1*      | A***        |
|   |                |       | 293606-2       | B***        |
|   |                |       | 293606-3       | C***        |
|   |                |       | 293606-4**     | D***        |
|   |                |       | 293606-5**     | E***        |
|   |                |       | 293606-6**     | F***        |
|   | <b>Black</b>   |       | 1-293606-1     | A***        |
|   |                |       | 1-293606-2     | B***        |
|   |                |       | 1-293606-3     | C***        |
|   |                |       | 1-293606-4**   | D***        |
|   |                |       | 1-293606-5**   | E***        |
|   |                |       | 1-293606-6**   | F***        |


| D - Socket Contacts  |  | TE Part Number | Conductor Gauge     |
|--|--|----------------|---------------------|
| <br>293475 - metric<br>2213265 - AWG |  | 293475-2*      | 1.5 mm <sup>2</sup> |
|  |  | 1-293475-2*    | 2.5 mm <sup>2</sup> |
|  |  | 2213265-5*     | 14 AWG              |
|  |  | 1-2213265-2*   | 16-18 AWG           |

\* Online Sample Room


\*\* On Demand


\*\*\* For keying and tooling information, see application Specification 114-32150


## 3 Pole Panel Mount Pin Connector




Measurements are maximum dimensions. For more accurate dimensions, refer to the customer drawings.

| A - Screw Nut   |  | Color          | TE Part Number |
|---|--|----------------|----------------|
| <br>293481 |  | <b>Natural</b> | 293481-1*      |
|   |  | <b>Black</b>   | 1-293481-1     |

| C - Locking for Contacts  |  | Color          | TE Part Number |
|---|--|----------------|----------------|
| <br>293470 |  | <b>Natural</b> | 293470-1*      |
|   |  |                |                |

| B - Panel Mount Pin Housing   |                | Color        | TE Part Number | Keying Code |
|---|----------------|--------------|----------------|-------------|
| <br>293469 | <b>Natural</b> | 293598-1*    | A***           |             |
|   |                | 293598-2     | B***           |             |
|   |                | 293598-3     | C***           |             |
|   |                | 293598-4**   | D***           |             |
|   |                | 293598-5**   | E***           |             |
|   |                | 293598-6**   | F***           |             |
|   | <b>Black</b>   | 1-293598-1   | A***           |             |
|   |                | 1-293598-2   | B***           |             |
|   |                | 1-293598-3   | C***           |             |
|   |                | 1-293598-4** | D***           |             |
|   |                | 1-293598-5** | E***           |             |
|   |                | 1-293598-6** | F***           |             |


| D - Pin Contacts   |              | TE Part Number      | Conductor Gauge |
|--|--------------|---------------------|-----------------|
| <br>293476 - metric<br>2213266 - AWG | 293476-2*    | 1.5 mm <sup>2</sup> |                 |
|  | 1-293476-2*  | 2.5 mm <sup>2</sup> |                 |
|  | 2213266-5*   | 14 AWG              |                 |
|  | 1-2213266-2* | 16-18 AWG           |                 |

\* Online Sample Room


\*\* On Demand


\*\*\* For keying and tooling information, see application Specification 114-32150


## 5, 6 & 7 Pole Panel Mount Socket Connector




Measurements are maximum dimensions. For more accurate dimensions, refer to the customer drawings.

| A - Screw Nut   |  | Color   | TE Part Number |
|---|--|---------|----------------|
| <br>293708 |  | Natural | 293708-1*      |
|   |  | Black   | 1-293708-1     |

| C - Locking for Contacts   |  | Color   | TE Part Number |
|--|--|---------|----------------|
| <br>293658 |  | Natural | 293658-1*      |
|  |  | Black   |                |

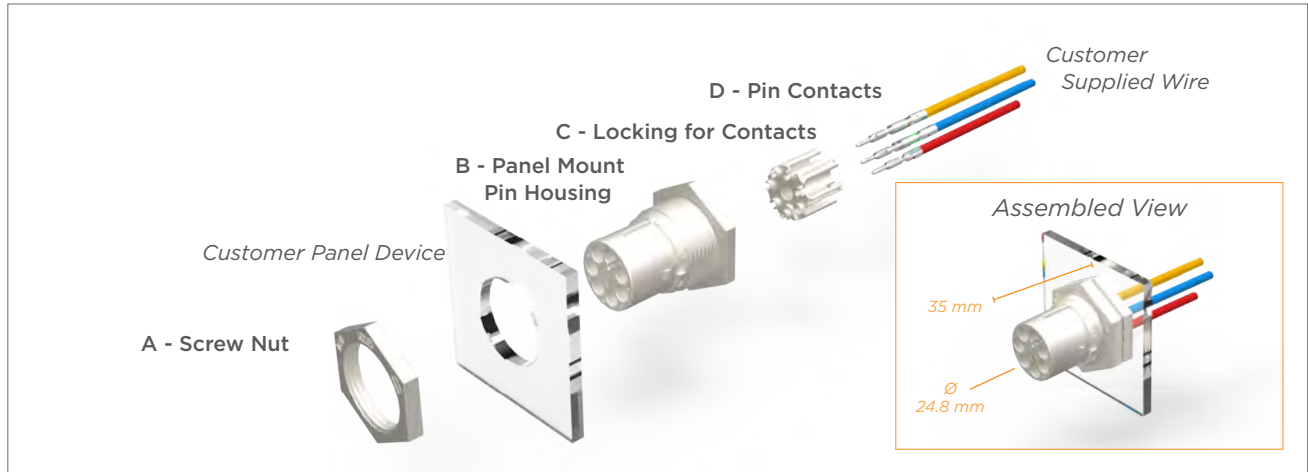
| B - Panel Mount Socket Housing  |   |                          |                          |             |
|---|---|--------------------------|--------------------------|-------------|
|  | 293687 5 pole<br>293673 6 pole<br>293773 7 pole |                          |                          |             |
|   | TE Part Number<br>5 pole                        | TE Part Number<br>6 pole | TE Part Number<br>7 pole | Keying Code |
|   | Natural   | 293687-1*                |                          | 293773-1*   |
| 293687-2  |   |                          | 293773-2                 | B***        |
| 293687-3*   |   | 293673-3*                | 293773-3                 | C***        |
| 293687-4  |   | 293673-4                 | 293773-4                 | D***        |
| 293687-5  |   | 293673-5                 | 293773-5                 | E***        |
| Black   | 1-293687-1                                      |                          | 1-293773-1               | A***        |
|   | 1-293687-2                                      |                          | 1-293773-2               | B***        |
|   | 1-293687-3                                      | 1-293673-3               | 1-293773-3               | C***        |
|   | 1-293687-4                                      | 1-293673-4               | 1-293773-4               | D***        |
|   | 1-293687-5                                      | 1-293673-5               | 1-293773-5               | E***        |

| D - Socket Contacts  |              | TE Part Number | Conductor Gauge     |
|--|--------------|----------------|---------------------|
| <br>293475 - metric<br>2213265 - AWG | 293475-2*    |                | 1.5 mm <sup>2</sup> |
|  | 1-293475-2*  |                | 2.5 mm <sup>2</sup> |
|  | 2213265-5*   |                | 14 AWG              |
|  | 1-2213265-2* |                | 16-18 AWG           |


\* Online Sample Room


\*\*\* For keying and tooling information, see application Specification 114-32150

## 5, 6 & 7 Pole Panel Mount Pin Connector




Measurements are maximum dimensions. For more accurate dimensions, refer to the customer drawings.

| A - Screw Nut   |  | Color   | TE Part Number |
|---|--|---------|----------------|
| <br>293708 |  | Natural | 293708-1*      |
|   |  | Black   | 1-293708-1     |

| C - Locking for Contacts   |  | Color   | TE Part Number |
|--|--|---------|----------------|
| <br>293658 |  | Natural | 293658-1*      |

| B - Panel Mount Pin Housing   |   |
|---|---|
|  | 293688 5 pole<br>293674 6 pole<br>293774 7 pole |

| D - Pin Contacts   |  | TE Part Number | Conductor Gauge     |
|--|--|----------------|---------------------|
| <br>293476 - metric<br>2213266 - AWG |  | 293476-2*      | 1.5 mm <sup>2</sup> |
|  |  | 1-293476-2*    | 2.5 mm <sup>2</sup> |
|  |  | 2213266-5*     | 14 AWG              |
|  |  | 1-2213266-2*   | 16-18 AWG           |


| Color   | TE Part Number 5 pole | TE Part Number 6 pole | TE Part Number 7 pole | Keying Code |
|---------|-----------------------|-----------------------|-----------------------|-------------|
| Natural | 293688-1*             |                       | 293774-1*             | A***        |
|         | 293688-2              |                       | 293774-2              | B***        |
|         | 293688-3*             | 293674-3*             | 293774-3              | C***        |
|         | 293688-4              | 293674-4              | 293774-4              | D***        |
|         | 293688-5              | 293674-5              | 293774-5              | E***        |
| Black   | 1-293688-1            |                       | 1-293774-1            | A***        |
|         | 1-293688-2            |                       | 1-293774-2            | B***        |
|         | 1-293688-3            | 1-293674-3            | 1-293774-3            | C***        |
|         | 1-293688-4            | 1-293674-4            | 1-293774-4            | D***        |
|         | 1-293688-5            | 1-293674-5            | 1-293774-5            | E***        |

\* Online Sample Room


\*\*\* For keying and tooling information, see application Specification 114-32150

## 3 Pole PCB Mounted Socket & Pin Headers


A - Vertical PCB Socket Header




B - Horizontal PCB Socket Header



A - Vertical PCB Pin Header



B - Horizontal PCB Pin Header



| A - Vertical PCB Socket | Color   | TE Part Number | Keying Code |
|-------------------------|---------|----------------|-------------|
| <p>293602</p>           | Natural | 293602-1*      | A***        |
|                         |         | 293602-2       | B***        |
|                         |         | 293602-3       | C***        |
|                         |         | 293602-4**     | D***        |
|                         |         | 293602-5**     | E***        |
|                         |         | 293602-6**     | F***        |

Measurements are maximum dimensions. For more accurate dimensions, refer to the customer drawings.

| A - Vertical PCB Pin | Color   | TE Part Number | Keying Code |
|----------------------|---------|----------------|-------------|
| <p>293590</p>        | Natural | 293590-1*      | A***        |
|                      |         | 293590-2       | B***        |
|                      |         | 293590-3       | C***        |
|                      |         | 293590-4**     | D***        |
|                      |         | 293590-5**     | E***        |
|                      |         | 293590-6**     | F***        |

Measurements are maximum dimensions. For more accurate dimensions, refer to the customer drawings.

| B - Horizontal PCB Socket | Color   | TE Part Number | Keying Code |
|---------------------------|---------|----------------|-------------|
| <p>293605</p>             | Natural | 293605-1*      | A***        |
|                           |         | 293605-2       | B***        |
|                           |         | 293605-3       | C***        |
|                           |         | 293605-4**     | D***        |
|                           |         | 293605-5**     | E***        |
|                           |         | 293605-6**     | F***        |

Measurements are maximum dimensions. For more accurate dimensions, refer to the customer drawings.

| B - Horizontal PCB Pin | Color   | TE Part Number | Keying Code |
|------------------------|---------|----------------|-------------|
| <p>293593</p>          | Natural | 293593-1*      | A***        |
|                        |         | 293593-2       | B***        |
|                        |         | 293593-3       | C***        |
|                        |         | 293593-4**     | D***        |
|                        |         | 293593-5**     | E***        |
|                        |         | 293593-6**     | F***        |

Measurements are maximum dimensions. For more accurate dimensions, refer to the customer drawings.


\* Online Sample Room

\*\* On Demand

\*\*\* For keying and tooling information, see application Specification 114-32150



5 & 6 Pole PCB Mounted Socket & Pin Headers



**Vertical PCB Socket Header**

34 mm

24.8 mm

|        |        |
|--------|--------|
| 293696 | 5 pole |
| 293671 | 6 pole |

*Measurements are maximum dimensions. For more accurate dimensions, refer to the customer drawings.*

| TE Part Number<br>5 pole | TE Part Number<br>6 pole | Color   | Keying Code |
|--------------------------|--------------------------|---------|-------------|
| 293696-1*                |                          | Natural | A***        |
| 293696-2                 |                          | Natural | B***        |
| 293696-3                 | 293671-3*                | Natural | C***        |
| 293696-4                 | 293671-4                 | Natural | D***        |
| 293696-5                 | 293671-5                 | Natural | E***        |

**Vertical PCB Pin Header**

27.9 mm

24.8 mm

|        |        |
|--------|--------|
| 293695 | 5 pole |
| 293672 | 6 pole |

*Measurements are maximum dimensions. For more accurate dimensions, refer to the customer drawings.*

| TE Part Number<br>5 pole | TE Part Number<br>6 pole | Color   | Keying Code |
|--------------------------|--------------------------|---------|-------------|
| 293695-1*                |                          | Natural | A***        |
| 293695-2                 |                          | Natural | B***        |
| 293695-3*                | 293672-3*                | Natural | C***        |
| 293695-4                 | 293672-4                 | Natural | D***        |
| 293695-5                 | 293672-5                 | Natural | E***        |

\* Online Sample Room  
 \*\* On Demand  
 \*\*\* For keying and tooling information, see application Specification 114-32150



# NECTOR M Sealed Power System

The NECTOR M SEALED product portfolio offers a complete range of 3, 5, 6 and 7 pole pluggable electrical installation components with free hanging (Crimp contact & Field installable contacts), panel/chassis mount and power splitter solution. The sealed portfolio is IP67 rated, which makes it an ideal solution for outdoor (e.g. Street lighting) and high humidity application (e.g. greenhouses, parking garages & shipbuilding).

## NECTOR M SEALED

### Electrical

- **Operating Voltage:** 400 VAC IEC rating  
600 VAC UL rating
- **Operating current:**

| Contact Part Number | Contact Type  | Wire Conductor Size | Single Phase Circuit Max Current | Multi-phase Circuit Max Current |
|---------------------|---------------|---------------------|----------------------------------|---------------------------------|
| 1-2213265-2 socket  | Crimp         | 18AWG               | 7 A                              | 7 A                             |
| 1-2213266-2 pin     |               |                     |                                  |                                 |
| 1-2213231-1 socket  | Screw Contact | 16AWG               | 10 A                             | 10 A                            |
| 1-2213234-1 pin     |               |                     |                                  |                                 |
| 1-2213265-2 socket  | Crimp         | 14AWG               | 15 A                             | 15 A                            |
| 1-2213266-2 pin     |               |                     |                                  |                                 |
| 1-2213231-1 socket  | Screw Contact | 1.5 mm <sup>2</sup> | 16 A                             | 10 A                            |
| 1-2213234-1 pin     |               |                     |                                  |                                 |
| 1-2213657-2 pin     | Crimp         | 2.5 mm <sup>2</sup> | 20 A                             | 16 A                            |
| 2213656-2 socket    |               |                     |                                  |                                 |
| 1-2213231-1 socket  | Screw Contact | 2.5 mm <sup>2</sup> | 20 A                             | 16 A                            |
| 1-2213234-1 pin     |               |                     |                                  |                                 |
| 1-2213656-2 socket  | Crimp         | 2.5 mm <sup>2</sup> | 20 A                             | 16 A                            |
| 1-2213657-2 pin     |               |                     |                                  |                                 |
| 1-2213231-1 socket  | Screw Contact | 2.5 mm <sup>2</sup> | 20 A                             | 16 A                            |
| 1-2213234-1 pin     |               |                     |                                  |                                 |

### Mechanical

- **Operating temperature:** -40°C to 85°C
- **IP Seal Rating:** IP67
- **UV Resistant:** Yes
- **Wire Termination Type:** Closed barrel pin & socket crimped terminals  
Closed barrel pin & socket screw terminals (Field Installable version)

### Standards

- IEC 61535
- UL 1977

### Product Specifications

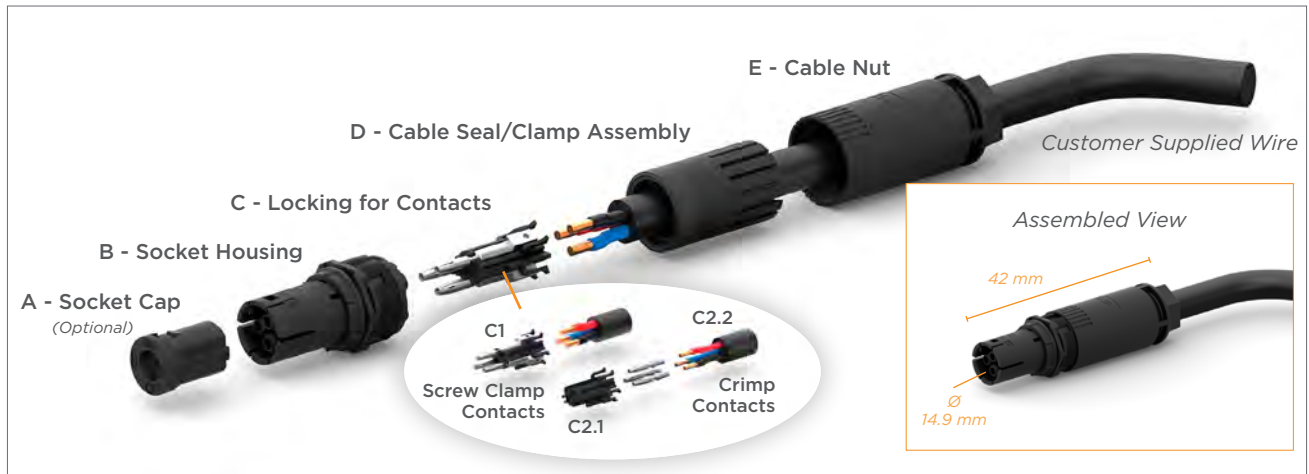
#### 3, 5, 6 & 7 position connector:

- Application Specification: **114-32111**
- Product Specification: **108-133014**

#### Pole configurations


- 3 Pole (L, N, ground)
- 5 Pole (L1, S1, S2, N, ground)
- 6 Pole (L1, L2, S1, S2, N, ground)
- 7 Pole (L1, L2, L3, S1, S2, N, ground)

## 3 Pole Socket Connector, Free Hanging, Sealed





Measurements are maximum dimensions. For more accurate dimensions, refer to the customer drawings.


| A - Socket Cap  | TE Part Number |
|---|----------------|
|  | 2213587-1*     |


| D - Cable Seal/Clamp Assembly  | TE Part Number | Cable Diameter Range |
|--|----------------|----------------------|
|  | 2213410-1*     | 8-11 mm outer Dia    |
|  | 2213410-2      | 11-14 mm outer Dia   |

| B - Socket Housing  | TE Part Number | Keying Code |
|---|----------------|-------------|
|  | 2213428-1*     | A***        |
|   | 2213428-2      | B***        |
|   | 22213428-3     | C***        |
|   | 2213428-4      | D***        |
|   | 2213428-5      | E***        |
|   | 2213428-6      | F***        |

| E - Cable Ring Nut   | TE Part Number | Cable Diameter Range |
|--|----------------|----------------------|
|  | 2213413-1*     | 8-11 mm outer Dia    |
|  | 2213413-2      | 11-14 mm outer Dia   |

| C1 - Locking Assembly with Field Installable Screw Contacts                         | TE Part Number | Type                                  |
|---|----------------|---------------------------------------|
|  | 2213427-1*     | UL Version (14-18 AWG)                |
|   | 1-2213427-1    | IEC Version (1.5-2.5mm <sup>2</sup> ) |

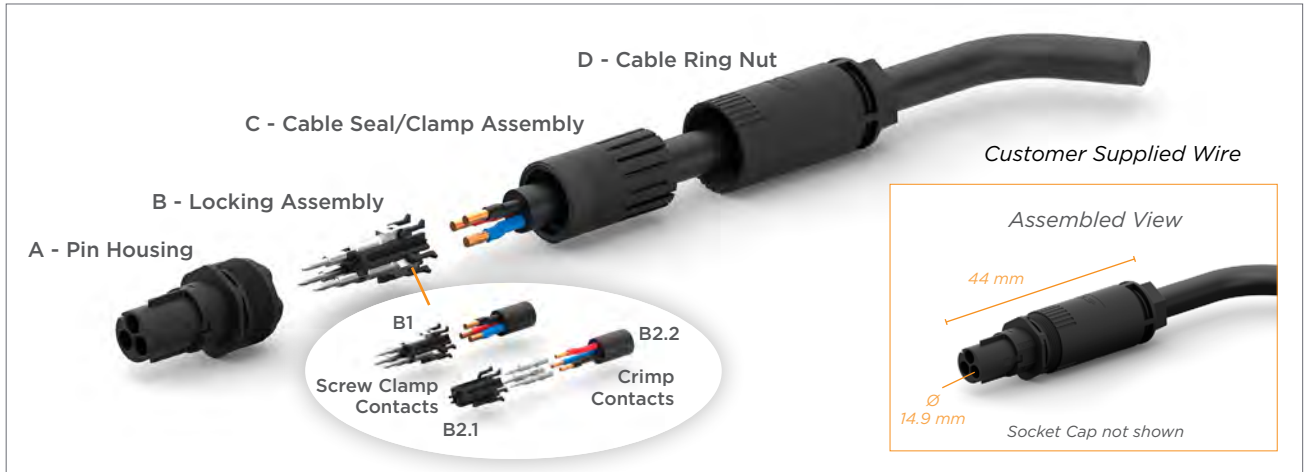
| C2.1 - Locking for Crimp Contacts   | TE Part Number |
|---|----------------|
|  | 1-2213396-1    |

| C2.2 - Socket Crimp Contacts  | TE Part Number | Wire Type           |
|---|----------------|---------------------|
|  | 2213265-5*     | 14 AWG              |
|   | 1-2213265-2*   | 16-18 AWG           |
|   | 2213656-2*     | 1.5 mm <sup>2</sup> |
|   | 1-2213656-2*   | 2.5 mm <sup>2</sup> |

\* Online Sample Room

\*\*\* For keying and tooling information, see application Specification 114-32111


## 3 Pole Pin Connector, Free Hanging, Sealed





Measurements are maximum dimensions. For more accurate dimensions, refer to the customer drawings.


| A - Pin Housing  | TE Part Number | Keying Code |
|--|----------------|-------------|
|  | 2213414-1*     | A***        |
|  | 2213414-2      | B***        |
|  | 2213414-3      | C***        |
|  | 2213414-4      | D***        |
|  | 2213414-5      | E***        |
|  | 2213414-6      | F***        |

| C - Cable Seal/Clamp Assembly   | TE Part Number | Cable Diameter Range |
|---|----------------|----------------------|
|  | 2213410-1*     | 8-11 mm outer Dia    |
|   | 2213410-2      | 11-14 mm outer Dia   |

| D - Cable Ring Nut   | TE Part Number | Cable Diameter Range |
|--|----------------|----------------------|
|  | 2213413-1*     | 8-11 mm outer Dia    |
|  | 2213413-2      | 11-14 mm outer Dia   |

| B1 - Locking Assembly with Field Installable Screw Contacts                         |                |                                       |
|---|----------------|---------------------------------------|
|   | TE Part Number | Type                                  |
|  | 2213395-1*     | UL Version (14-18 AWG)                |
|   | 1-2213395-1    | IEC Version (1.5-2.5mm <sup>2</sup> ) |


| B2.1 - Locking for Crimp Contacts   | TE Part Number |
|---|----------------|
|  | 1-2213396-1*   |

| B2.2 - Pin Crimp Contacts   | TE Part Number | Wire Type           |
|---|----------------|---------------------|
|  | 2213266-5*     | 14 AWG              |
|   | 1-2213266-2*   | 16-18 AWG           |
|   | 2213657-2*     | 1.5 mm <sup>2</sup> |
|   | 1-2213657-2*   | 2.5 mm <sup>2</sup> |


\* Online Sample Room


\*\*\* For keying and tooling information, see application Specification 114-32111


## 5, 6 & 7 Pole Socket Connector, Free Hanging, Sealed





Measurements are maximum dimensions. For more accurate dimensions, refer to the customer drawings.

| A - Socket Cap  | TE Part Number |
|---|----------------|
|  | 2213588-1*     |


| C2.2 - Socket Crimp Contacts   | TE Part Number | Wire Type           |
|--|----------------|---------------------|
|  | 2213265-5*     | 14 AWG              |
|  | 1-2213265-2*   | 16-18 AWG           |
|  | 2213656-2*     | 1.5 mm <sup>2</sup> |
|  | 1-2213656-2*   | 2.5 mm <sup>2</sup> |

| B - Socket Housing  |                          |                          |             |
|---|--------------------------|--------------------------|-------------|
|  |                          | 2213230                  | 5 pole      |
|   |                          | 2213239                  | 6 pole      |
|   |                          | 2213240                  | 7 pole      |
| TE Part Number<br>5 pole  | TE Part Number<br>6 pole | TE Part Number<br>7 pole | Keying Code |
| 2213230-1*  | 2213239-1*               | 2213240-1*               | A***        |
| 2213230-2   | 2213239-2                | 2213240-2                | B***        |
| 2213230-3   | 2213239-3                | 2213240-3                | C***        |
| 2213230-4   | 2213239-4                | 2213240-4                | D***        |
| 2213230-5   | 2213239-5                | 2213240-5                | E***        |

| D - Cable Seal/Clamp Assembly  | TE Part Number | Cable Diameter Range |
|--|----------------|----------------------|
|  | 2213351-1*     | 11-14 mm outer Dia   |
|  | 2213351-2      | 14-17 mm outer Dia   |

| C1 - Locking Assembly with Field Installable Screw Contacts                         | TE Part Number          | Type                                     |
|---|-------------------------|--|
|  | 2213231-1*<br>(5 pole)  | UL Version<br>(14-18 AWG)                |
|   | 1-2213231-1<br>(5 pole) | IEC Version<br>(1.5-2.5mm <sup>2</sup> ) |

| E - Cable Ring Nut   | TE Part Number | Cable Diameter Range |
|--|----------------|----------------------|
|  | 2213229-1*     | 11-14 mm outer Dia   |
|  | 2213229-2      | 14-17 mm outer Dia   |


| C2.1 - Locking for Crimp Contacts   | TE Part Number |
|---|----------------|
|  | 2213226-3*     |

\* Online Sample Room


\*\*\* For keying and tooling information, see application Specification 114-32111


For 6 and 7 pole, please contact TE support.


## 5, 6 & 7 Pin Socket Connector, Free Hanging, Sealed




Measurements are maximum dimensions. For more accurate dimensions, refer to the customer drawings.


| A - Socket Housing   |                          |                          |             |
|--|--------------------------|--------------------------|-------------|
|  |                          | 2213228                  | 5 pole      |
|  |                          | 2213241                  | 6 pole      |
|  |                          | 2213242                  | 7 pole      |
| TE Part Number<br>5 pole   | TE Part Number<br>6 pole | TE Part Number<br>7 pole | Keying Code |
| 2213228-1*   | 2213241-1*               | 2213242-1*               | A***        |
| 2213228-2  | 2213241-2                | 2213242-2                | B***        |
| 2213228-3  | 2213241-3                | 2213242-3                | C***        |
| 2213228-4  | 2213241-4                | 2213242-4                | D***        |
| 2213228-5  | 2213241-5                | 2213242-5                | E***        |

| B2.2 - Pin Crimp Contacts  | TE Part Number | Wire Type           |
|--|----------------|---------------------|
|  | 2213266-5*     | 14 AWG              |
|  | 1-2213266-2*   | 16-18 AWG           |
|  | 2213657-2*     | 1.5 mm <sup>2</sup> |
|  | 1-2213657-2*   | 2.5 mm <sup>2</sup> |

| C - Cable Seal/Clamp Assembly  | TE Part Number | Cable Diameter Range |
|--|----------------|----------------------|
|  | 2213351-1*     | 11-14 mm outer Dia   |
|  | 2213351-2      | 14-17 mm outer Dia   |

| B1 - Locking Assembly with Field Installable Screw Contacts                         | TE Part Number          | Type                                     |
|---|-------------------------|--|
|  | 2213234-1<br>(5 pole)   | UL Version<br>(14-18 AWG)                |
|   | 1-2213234-1<br>(5 pole) | IEC Version<br>(1.5-2.5mm <sup>2</sup> ) |


| D - Cable Ring Nut   | TE Part Number | Cable Diameter Range |
|--|----------------|----------------------|
|  | 2213229-1*     | 11-14 mm outer Dia   |
|  | 2213229-2      | 14-17 mm outer Dia   |

| B2.1 - Locking for Crimp Contacts   | TE Part Number |
|---|----------------|
|  | 2213226-3*     |

\* Online Sample Room

\*\*\* For keying and tooling information, see application Specification 114-32111

## 3 Pole Panel Mount Socket Connector, Sealed





Measurements are maximum dimensions. For more accurate dimensions, refer to the customer drawings.

| A - Screw Nut   | TE Part Number |
|---|----------------|
|  | 2213466-1*     |

| B - Panel Gasket  | TE Part Number |
|---|----------------|
|  | 299139-1*      |

| C - Panel Mount Socket Housing | TE Part Number  | Keying Code |
|--------------------------------|---|-------------|
|                                |  | 2213468-1*  |
|                                | 2213468-2   | B***        |
|                                | 2213468-3   | C***        |
|                                | 2213468-4   | D***        |
|                                | 2213468-5   | E***        |
|                                | 2213468-6   | F***        |

| D - Positioner Panel Mount  | TE Part Number |
|---|----------------|
|  | 293470-1*      |

| E - Socket Crimp Contacts  | TE Part Number | Wire Type           |
|--|----------------|---------------------|
|  | 2213265-5*     | 14 AWG              |
|  | 1-2213265-2    | 16-18 AWG           |
|  | 2213656-2      | 1.5 mm <sup>2</sup> |
|  | 1-2213656-2    | 2.5 mm <sup>2</sup> |

## 3 Pole T-Splitter Connector

| T-Splitter   | TE Part Number | Keying Code |
|--|----------------|-------------|
|  | 2213434-1*     | A***        |
|  | 2213434-2      | B***        |
|  | 2213434-3      | C***        |
|  | 2213434-4      | D***        |
|  | 2213434-5      | E***        |
|  | 2213434-6      | F***        |

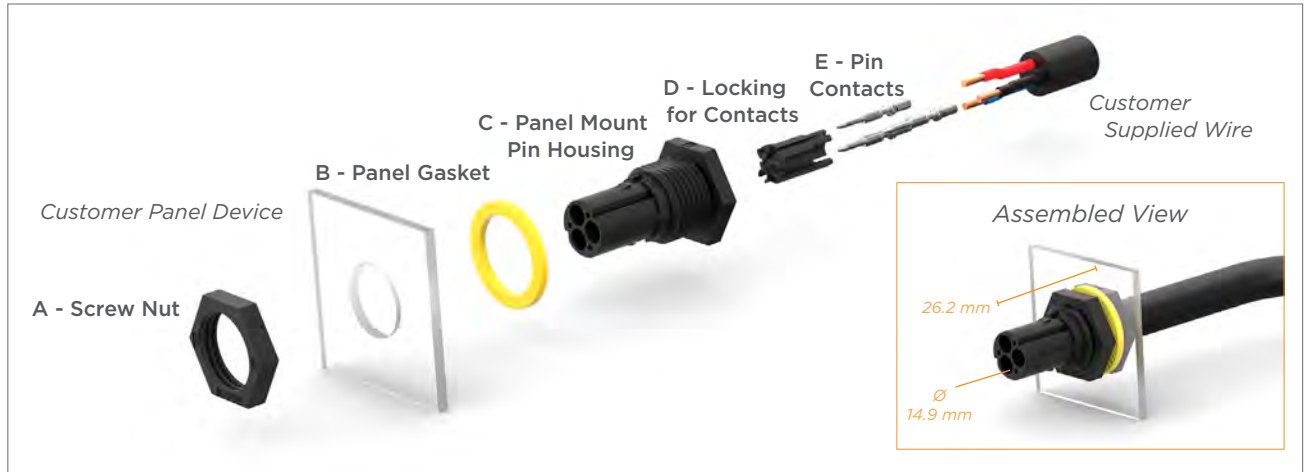
\* Online Sample Room

\*\* On Demand

\*\*\* For keying and tooling information, see application Specification 114-32111




## 3 Pole Panel Mount Pin Connector, Sealed




Measurements are maximum dimensions. For more accurate dimensions, refer to the customer drawings.

| A - Screw Nut   | TE Part Number |
|---|----------------|
|  | 2213466-1*     |

| D - Locking for Contacts   | TE Part Number |
|--|----------------|
|  | 293470-1*      |

| B - Panel Gasket  | TE Part Number |
|---|----------------|
|  | 299139-1*      |

| E - Pin Crimp Contacts   | TE Part Number | Wire Type           |
|--|----------------|---------------------|
|  | 2213266-5*     | 14 AWG              |
|  | 1-2213266-2*   | 16-18 AWG           |
|  | 2213657-2*     | 1.5 mm <sup>2</sup> |
|  | 1-2213657-2*   | 2.5 mm <sup>2</sup> |

| C - Panel Mount Pin Housing | TE Part Number | Keying Code |
|-----------------------------|----------------|-------------|
|                             | 2213464-1*     | A***        |
|                             | 2213464-2      | B***        |
|                             | 2213464-3      | C***        |
|                             | 2213464-4      | D***        |
|                             | 2213464-5      | E***        |
|                             | 2213464-6      | F***        |

\* Online Sample Room


\*\*\* For keying and tooling information, see application Specification 114-32111

## 5, 6 & 7 Pole Panel Mount Socket Connector, Sealed





Measurements are maximum dimensions. For more accurate dimensions, refer to the customer drawings.

| A - Screw Nut   | TE Part Number |
|---|----------------|
|  | 2213430-1*     |

| D - Locking for Contacts   | TE Part Number |
|--|----------------|
|  | 293658-1*      |

| B - Panel Gasket  | TE Part Number |
|---|----------------|
|  | 2213223-1*     |


| E - Socket Crimp Contacts  | TE Part Number | Wire Type           |
|--|----------------|---------------------|
|  | 2213265-5*     | 14 AWG              |
|  | 1-2213265-2*   | 16-18 AWG           |
|  | 2213656-2*     | 1.5 mm <sup>2</sup> |
|  | 1-2213656-2*   | 2.5 mm <sup>2</sup> |

| C - Panel Mount Socket Housing  |                          |                          |             |
|---|--------------------------|--------------------------|-------------|
|  | 2213225                  | 5 pole                   |             |
|   | 2213262                  | 6 pole                   |             |
|   | 2213263                  | 7 pole                   |             |
| TE Part Number<br>5 pole  | TE Part Number<br>6 pole | TE Part Number<br>7 pole | Keying Code |
| 2213225-1*  | 2213262-1*               | 2213263-1*               | A***        |
| 2213225-2   | 2213262-2                | 2213263-2                | B***        |
| 2213225-3   | 2213262-3                | 2213263-3                | C***        |
| 2213225-4   | 2213262-4                | 2213263-4                | D***        |
| 2213225-5   | 2213262-5                | 2213263-5                | E***        |

\* Online Sample Room

\*\*\* For keying and tooling information, see application Specification 114-32111

## 5, 6 & 7 Pole Panel Mount Pin Connector, Sealed



Measurements are maximum dimensions. For more accurate dimensions, refer to the customer drawings.


| A - Screw Nut   | TE Part Number |
|---|----------------|
|  | 2213430-1*     |

| B - Panel Gasket  | TE Part Number |
|---|----------------|
|  | 2213223-1*     |

| C - Panel Mount Pin Housing   | TE Part Number | Pole Count |
|---|----------------|------------|
|  | 2213394        | 5 pole     |
|   | 2213393        | 6 pole     |
|   | 2213392        | 7 pole     |

| TE Part Number | TE Part Number | TE Part Number | Keying Code |
|----------------|----------------|----------------|-------------|
| 5 pole         | 6 pole         | 7 pole         |             |
| 2213394-1*     | 2213393-1*     | 2213392-1*     | A           |
| 2213394-2      | 2213393-2      | 2213392-2      | B           |
| 2213394-3      | 2213393-3      | 2213392-3      | C           |
| 2213394-4      | 2213393-4      | 2213392-4      | D           |
| 2213394-5      | 2213393-5      | 2213392-5      | E           |

| D - Locking for Contacts  | TE Part Number |
|---|----------------|
|  | 293658-1*      |

| E - Pin Crimp Contacts   | TE Part Number | Wire Type           |
|--|----------------|---------------------|
|  | 2213266-5*     | 14 AWG              |
|  | 1-2213266-2*   | 16-18 AWG           |
|  | 2213657-2*     | 1.5 mm <sup>2</sup> |
|  | 1-2213657-2*   | 2.5 mm <sup>2</sup> |

## 5, 6 & 7 Pole T-Splitter Connector

| T-Splitter  | TE Part Number | Keying Code |
|---|----------------|-------------|
|  Dimensions: 61 mm length, 55 mm width. | 1879999-1      | A***        |
|   | 1879999-2      | B***        |
|   | 1879999-3      | C***        |
|   | 1879999-4      | D***        |
|   | 1879999-5      | E***        |
|   | 1879999-6      | F***        |

Measurements are maximum dimensions. For more accurate dimensions, refer to the customer drawings.

\* Online Sample Room

\*\* On Demand

\*\*\* For keying and tooling information, see application Specification 114-32111



**NECTOR M Sealed Cable Assemblies**

Our engineers will design the cable assembly solution to meet your application needs for power, distance, and error proofing. We leverage over 70 years of manufacturing and product development expertise to ensure product quality and create customized supply chain solutions to meet your critical delivery needs.

COMMERCIAL



INDUSTRIAL



ENTERTAINMENT



RETAIL



PARKING



## Double-ended Cable Assembly



|                  | TE Part Number | Description                | Configuration             | Keying Code | Wire Type    |
|------------------|----------------|----------------------------|---------------------------|-------------|--------------|
| 3 Position       | 2829460-1*     | Sealed 3p Pin to 3p Socket | Double Ended, 4ft 1 to 1  | A***        | H07RN-F 14/3 |
|                  | 2829461-1*     | Sealed 3p Pin to 3p Socket | Double Ended, 4ft 1 to 1  | A***        | SE00W 14/3C  |
| 5, 6, 7 Position | 2829488-1*     | Sealed 5p Pin to 5p Socket | Double Ended, 4ft, 1 to 1 | A***        | H07RN-F 14/5 |
|                  | 2829489-1*     | Sealed 5p Pin to 5p Socket | Double Ended, 4ft, 1 to 1 | A***        | SE00W 14/5C  |

## Single-ended Cable Assembly




|                  | TE Part Number | Description      | Configuration      | Keying Code | Wire Type    |
|------------------|----------------|------------------|--------------------|-------------|--------------|
| 3 Position       | 2829462-1*     | Sealed 3p Pin    | Single Ended, 2ft  | A***        | H07RN-F 14/3 |
|                  | 2829463-1*     | Sealed 3p Pin    | Single Ended, 2ft  | A***        | SE00W 14/3C  |
|                  | 2829464-1*     | Sealed 3p Socket | Single Ended, 2ft  | A***        | SE00W 14/3C  |
|                  | 2829465-1*     | Sealed 3p Socket | Single Ended, 2ft  | A***        | H07RN-F 14/3 |
| 5, 6, 7 Position | 2829490-1*     | Sealed 5p Pin    | Singled Ended, 2ft | A***        | H07RN-F 14/5 |
|                  | 2829491-1*     | Sealed 5p Pin    | Singled Ended, 2ft | A***        | SE00W 14/5C  |
|                  | 2829492-1*     | Sealed 5p Socket | Singled Ended, 2ft | A***        | H07RN-F 14/5 |
|                  | 2829493-1*     | Sealed 5p Socket | Singled Ended, 2ft | A***        | SE00W 14/5C  |

\* Online Sample Room

\*\*\* Additional Keying Options Upon Request

Panel Mount Cable Assembly



|                  | TE Part Number | Description           | Configuration      | Keying Code | Wire Type         |
|------------------|----------------|-----------------------|--------------------|-------------|-------------------|
| 3 Position       | 2829470-1*     | 3p Panel Mount Pin    | Panel Mount, 1.3ft | A***        | H05V-K 18AWG      |
|                  | 2829471-1*     | 3p Panel Mount Pin    | Panel Mount, 1.3ft | A***        | UL1316/1452 18AWG |
|                  | 2829472-1*     | 3p Panel Mount Socket | Panel Mount, 1.3ft | A***        | H05V-K 18AWG      |
|                  | 2829473-1*     | 3p Panel Mount Socket | Panel Mount, 1.3ft | A***        | UL1316/1452 18AWG |
| 5, 6, 7 Position | 2829494-1*     | 5p Panel Mount Pin    | Panel Mount, 1.3ft | A***        | H05V-K 18AWG      |
|                  | 2829495-1*     | 5p Panel Mount Pin    | Panel Mount, 1.3ft | A***        | UL1316/1452 18AWG |
|                  | 2829496-1*     | 5p Panel Mount Socket | Panel Mount, 1.3ft | A***        | H05V-K 18AWG      |
|                  | 2829497-1*     | 5p Panel Mount Socket | Panel Mount, 1.3ft | A***        | UL1316/1452 18AWG |

\* Online Sample Room

\*\*\* Additional Keying Options Upon Request

## LET'S CONNECT

We make it easy to connect with our experts and are ready to provide all the support you need. Just call your local support number or visit [te.com/industrial](http://te.com/industrial) to chat with a Product Information Specialist.

## Technical Support

[te.com/support-center](http://te.com/support-center)

## FOR MORE INFORMATION

[nectorpower.com](http://nectorpower.com)

### TE Technical Support Center

|                   |  |
|-------------------|--|
| Internet:         | <a href="http://te.com/help">te.com/help</a> |
| USA:              | +1 (800) 522-6752                            |
| Canada:           | +1 (905) 475-6222                            |
| Mexico            | +52 (0) 55-1106-0800                         |
| Latin/S. America: | +54 (0) 11-4733-2200                         |
| Germany:          | +49 (0) 6251-133-1999                        |
| UK:               | +44 (0) 800-267666                           |
| France:           | +33 (0) 1-3420-8686                          |
| Netherlands:      | +31 (0) 73-6246-999                          |
| China:            | +86 (0) 400-820-6015                         |

Part numbers in this brochure are RoHS Compliant\*, unless marked otherwise.

\*as defined [www.te.com/leadfree](http://www.te.com/leadfree)

## te.com

© 2016 TE Connectivity Ltd. Company. All Rights Reserved.

5-1773465-6 JN 01/2016

NECTOR, TE, TE Connectivity and the TE connectivity (logo) are trademarks of the TE Connectivity Ltd. family of companies. Other logos, product and Company names mentioned herein may be trademarks of their respective owners. While TE has made every reasonable effort to ensure the accuracy of the information in this brochure, TE does not guarantee that it is error-free, nor does TE make any other representation, warranty or guarantee that the information is accurate, correct, reliable or current. TE reserves the right to make any adjustments to the information contained herein at any time without notice. TE expressly disclaims all implied warranties regarding the information contained herein, including, but not limited to, any implied warranties of merchantability or fitness for a particular purpose. The dimensions in this brochure are for reference purposes only and are subject to change without notice. Specifications are subject to change without notice. Consult TE for the latest dimensions and design specifications.