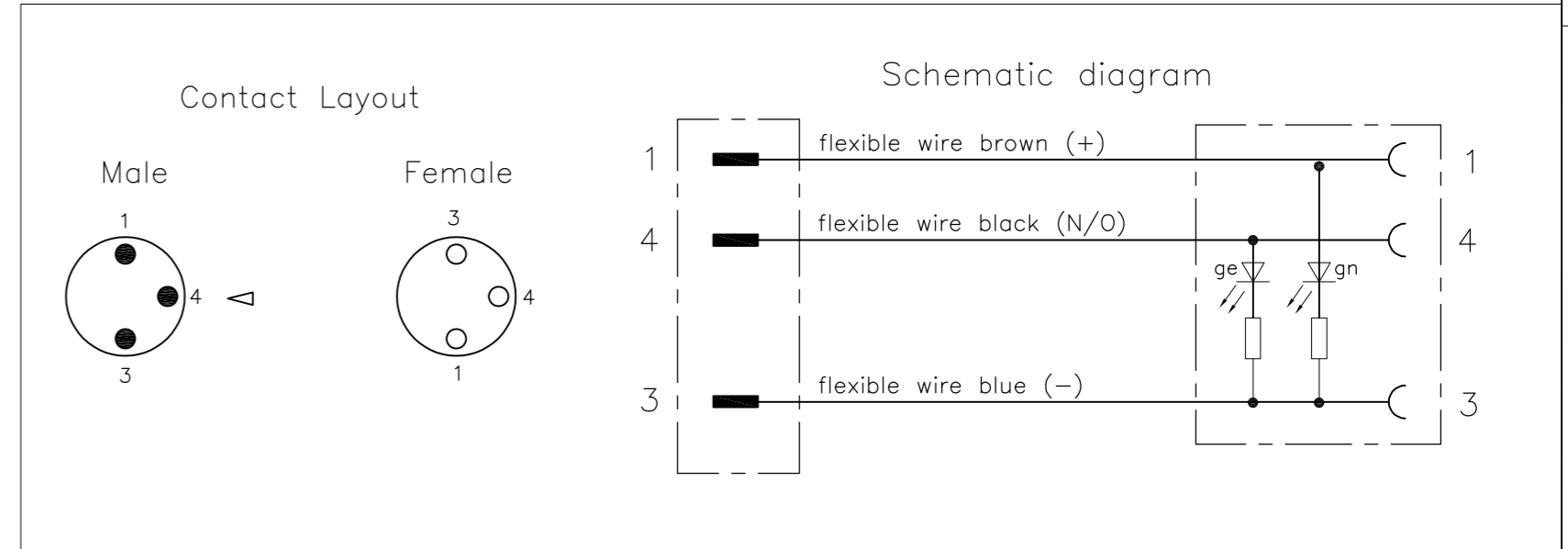
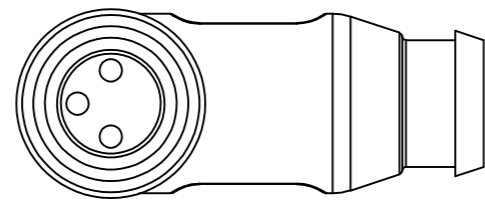



THIS DRAWING IS UNPUBLISHED. RELEASED FOR PUBLICATION
 © COPYRIGHT - By - ALL RIGHTS RESERVED.

LOC	DIST	REVISIONS					
		P	LTR	DESCRIPTION	DATE	DWN	APVD
H	-	A		INITIAL RELEASE	07DEC2013	GSK	BvH
		A1		ECR-14-015049	13OCT2014	GSK	BvH

NOTES:
 Tolerances cable lengths:
 0m to 0.5m +30mm
 0.5m to 1.0m +50mm
 1.0m to 3.0m +100mm
 < 3.0m +1.5%



TECHNICAL DATA	
Operating voltage	24 V DC ±25 %
Operating current per contact	max. 4 A
Locking of ports	Screw thread M8 x 1 mm (recommended torque 0.4 Nm) self-securing
Protection	IP65 and IP67 when plugged and screwed down (EN 60529)

PUR/PVC CABLE	
No./diameter of wires	3 x 0.25 mm ²
Wire isolation	PVC (br, bl, bk)
C-track properties	2 million
Jacket	PUR/PVC
Outer diameter	approx. 4.5 mm
Bend radius (moving)	15 x outer diameter
Temperature range (fixed)	-30...+80 °C
Temperature range (mobile)	-5...+80 °C

CABLE	
No./diameter of wires	3 x 0.25 mm ²
Wire isolation	PP (br, bl, bk)
C-track properties	10 million
Jacket	PUR (UL/CSA), welding spark res.
Outer diameter	approx. 4.1 mm
Bend radius (moving)	10 x outer diameter
Temperature range (fixed)	-40...+90 °C
Temperature range (mobile)	-25...+90 °C

LENGTH "L"	MATERIAL	JACKET COLOR	TE PN	DESCRIPTION	ITEM
3 pos	SPARK RESISTANT	Black	3-2273124-5	3x22AWG SPARK RES 2.0m	20
			3-2273124-4	3x22AWG SPARK RES 1.5m	19
			3-2273124-3	3x22AWG SPARK RES 1.0m	18
			3-2273124-2	3x22AWG SPARK RES 0.6m	17
			3-2273124-1	3x22AWG SPARK RES 0.3m	16
3 pos	PUR/PVC	Black	2-2273124-5	3x22AWG PUR/PVC 2.0m	15
			2-2273124-4	3x22AWG PUR/PVC 1.5m	14
			2-2273124-3	3x22AWG PUR/PVC 1.0m	13
			2-2273124-2	3x22AWG PUR/PVC 0.6m	12
			2-2273124-1	3x22AWG PUR/PVC 0.3m	11

TECHNICAL DATA	
Operating voltage	24 V DC ±25 %
Operating current per contact	max. 4 A
Locking of ports	Screw thread M8 x 1 mm (recommended torque 0.4 Nm) self-securing
Protection	IP65 and IP67 when plugged and screwed down (EN 60529)

PUR CABLE	
No./diameter of wires	3 x 0.25 mm ²
Wire isolation	PP (br, bl, bk)
C-track properties	5 million
Jacket	PUR (UL/CSA)
Outer diameter	approx. 4.1 mm
Bend radius (moving)	10 x outer diameter
Temperature range (fixed)	-40...+80 °C
Temperature range (mobile)	-25...+80 °C

PVC CABLE	
No./diameter of wires	3 x 0.25 mm ²
Wire isolation	PVC (br, bl, bk)
C-track properties	
Jacket	PVC (UL/CSA)
Outer diameter	approx. 4.5 mm
Bend radius (moving)	10 x outer diameter
Temperature range (fixed)	-30...+80 °C
Temperature range (mobile)	-5...+80 °C

LENGTH "L"	MATERIAL	JACKET COLOR	TE PN	DESCRIPTION	ITEM
3 pos	PVC	Black	1-2273124-5	3x22AWG PVC 2.0m	10
			1-2273124-4	3x22AWG PVC 1.5m	9
			1-2273124-3	3x22AWG PVC 1.0m	8
			1-2273124-2	3x22AWG PVC 0.6m	7
			1-2273124-1	3x22AWG PVC 0.3m	6
3 pos	PUR	Black	2273124-5	3x22AWG PUR 2.0m	5
			2273124-4	3x22AWG PUR 1.5m	4
			2273124-3	3x22AWG PUR 1.0m	3
			2273124-2	3x22AWG PUR 0.6m	2
			2273124-1	3x22AWG PUR 0.3m	1

THIS DRAWING IS A CONTROLLED DOCUMENT.		DWN 07DEC2013 SATHISH KUMAR .G	TE Connectivity	
DIMENSIONS: mm		CHK 07DEC2013 B.VELDHOVEN		
TOLERANCES UNLESS OTHERWISE SPECIFIED:		APVD 07DEC2013 A.VAN ZANDVOORT	NAME M8 ANGLED SCKET TO M8 STRGHT PLUG 2 LED	
0 PLC ± - 1 PLC ± - 2 PLC ± - 3 PLC ± - 4 PLC ± - ANGLES ± -		PRODUCT SPEC 108-19483	SIZE CAGE CODE DRAWING NO RESTRICTED TO	
MATERIAL FINISH		APPLICATION SPEC 114-32127	A2 00779 C=2273124	
		WEIGHT	SCALE NTS SHEET 1 OF 1 REV A1	
		CUSTOMER DRAWING		