

Splash Proof/Sealed Universal MATE-N-LOK Connectors (Continued)

Contacts Used With Splash Proof Seals

Solid pin diameter 2.13 [.084]

Split pin diameter 2.18 [.086]

Stock thickness .305 [.012] unless otherwise specified

These contacts can be used in either Universal MATE-N-LOK Plug or Cap housings only

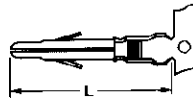
Related Product Data:

Product Specification

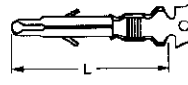
108-1031 Universal MATE-N-LOK Connectors

Application Specification

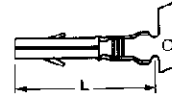
114-1010 Universal MATE-N-LOK Contacts



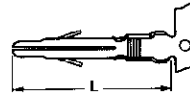
Solid Pin



Split Pin



Solid Socket



Grounding Pin

2.54 [100] longer than standard pin
(Mate first, break last, not for interrupting current)

Wire Size Range AWG/mm ²	Ins. Dia. Range	L Dim.		Material & Finish	Style	Contact Part Numbers				HDM Applicator Part No.	Hand Tool Part No.
		Pin	Socket			Pin		Socket			
						Strip Form	Loose Form	Strip Form	Loose Form		
.2-8 24-18	1.52-2.54 .060-.100	20.06 .790	19.30 .760	Brass, Pre-tin	Solid	350561-1	350690-1	350851-1 350570-14	350689-1 ⁴	466320-13 466320-23 466320-43	90300-2
				Brass, Gold ¹		350561-2	350690-2	350851-2 350570-2 ⁴	640347-2 350689-2 ⁴		
				Brass, Select Gold ²		350561-7	350690-7	350851-7 350570-7 ⁴	350689-7 ⁴		
				Phos. Brz., Pre-tin		350561-3	350690-3	350570-3 ⁴	350689-3 ⁴		
				Phos. Brz., Select Gold ²		—	—	350570-6 ⁴	—		
.2-8 24-18	1.52-2.54 .060-.100	20.06 .790	—	Brass, Pre-tin	Split	350699-1	350706-1	—	—	466320-13 466320-23 466320-43	90300-2
				Brass, Gold ¹		350699-2	350706-2	—	—		
				Brass, Select Gold ²		350699-7	350706-7	—	—		
.2-8 24-18	1.52-3.30 .060-.130	22.60 .890	—	Brass, Pre-tin	Ground	770210-1	—	—	—	567216-23 567216-33	—
				Brass, Pro-tin		350218-1	350547-1	350536-1	350550-1		
.5-2.0 20-14	1.52-3.30 .060-.130	20.06 .790	19.30 .760	Brass, Gold ¹	Solid	350218-2	350547-2	350536-2	350550-2	687763-13 687763-23 687763-63	90296-2
				Brass, Select Gold ²		350218-7	350547-7	350536-7	350550-7		
				Phos. Brz., Pre-tin		350218-3	350547-3	350536-3	350550-3		
				Phos. Brz., Select Gold ²		350218-6	350547-6	350536-6	350550-6		
		Brass, Pre-tin	Split	350687-1	350705-1	—	—				
		Brass, Gold ¹		350687-2	350705-2	—	—				
		Brass, Select Gold ²		350687-7	350705-7	—	—				
		Brass, Pre-tin		350684-1	350669-1	—	—				

¹Gold Finish—Plated with 0.000762 [.000030] min. gold in mating area and inside wire barrel over 0.00127 [.000050] min. nickel underplate on entire contact.
²Select Gold Finish—Plated with 0.000762 [.000030] min. gold in mating area and inside wire barrel over 0.00127 [.000050] min. nickel underplate on entire contact.
³HDM Applicator part number ending in -1, is used on AMPOMATOR CLS Machine with T or G Terminators, -2 is used on AMP-O-LECTRIC Model K Machine, -4 & -6 are used on AMP-O-LECTRIC Model G Machine. See pages 72-73 for further information.
⁴Socket Contact—0.254 [.010] stock thickness

Notes:

- AMP recommends split pins be used in housings having 6, 8, 12 and 15 circuits to reduce mating force.
- Phosphor bronze material contacts are available for use in high temperature/humidity cycling applications, consult AMP.

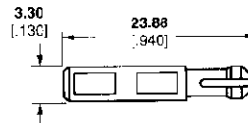
UMNL II Keying Plug/ Splash Proof Sealing Plug

Related Product Data:

Housings—page 55

Instruction Sheets

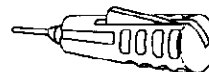
408-3392



Part Number 770377-1
UL 94V-0 Nylon material



Seal Latch Tool
Part No. 794381-1
IS 408-3392



Contact Extraction Tool
Part No. 318851-1
IS 408-4370



Contact Insertion Tool (For inserting contacts applied to small diameter wire)
Part No. 91002-1
IS 408-7347