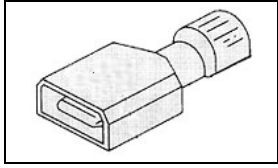


3-521057-2 Product Details



3-521057-2

TE Internal Number: 3-521057-2



Active

Ultra-Fast Receptacles & Tabs

 Always EU RoHS/ELV Compliant (Statement of Compliance)

Product Highlights:

- Terminal Type = Tab
- Proprietary Name = Ultra-Fast Plus
- Mating Area Interface Dimensions = 6.35 x 0.81 mm
- Brass Material
- Insulation Diameter = 2.29-4.06 [.090-.160] mm [in]

Documentation & Additional Information

Product Drawings:

- [TAB ASSEMBLY, ULTRA-FAST, PLUS, .250 SERIES, 16-14 AWG](#) (PDF, English)

Catalog Pages/Data Sheets:

- [Ultra-Fast and Ultra Fast Plus](#) (PDF, English)

Product Specifications:

- None Available

Application Specifications:

- None Available

Instruction Sheets:

- None Available

CAD Files: (CAD Format & Compression Information)

- [2D Drawing](#) (DXF, Version C)
- [3D Model](#) (IGES, Version C)
- [3D Model](#) (STEP, Version C)

Additional Information:

- [Product Line Information](#)

Related Products:

- [Tooling](#)

Product Features (Please use the Product Drawing for all design activity)

Product Type Features:

- Terminal Type = Tab
- [Insulation Support](#) = Insulation Support
- Finish = Tin
- Wire/Cable Type = Regular Wire
- Mount Angle = Straight

Dimensions:

- [Mating Area Interface Dimensions \(mm \[in\]\)](#) = 6.35 x 0.81 [.250 x .032]
- [Insulation Diameter \(mm \[in\]\)](#) = 2.29-4.06 [.090-.160]

Body Features:

- [Material](#) = Brass
- [Wire Range \(mm \[AWG\]\)](#) = 1.25-2.00² [16-14]
- Tab Type = Wire Crimp
- Fully Insulated = Fully Insulated

Industry Standards:

- [RoHS/ELV Compliance](#) = RoHS compliant, ELV compliant
- [Lead Free Solder Processes](#) = Not relevant for lead free process
- [RoHS/ELV Compliance History](#) = Always was RoHS compliant

Packaging Features:

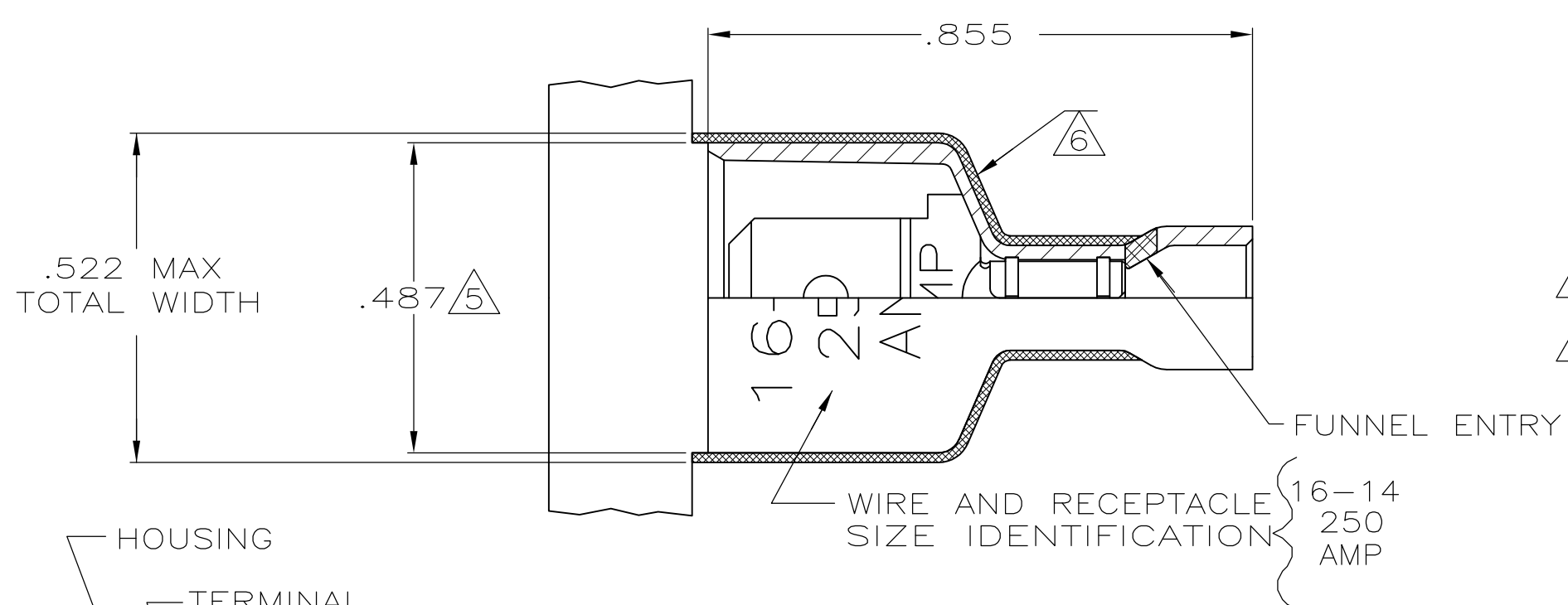
- [Packaging Method](#) = Strip

Other:

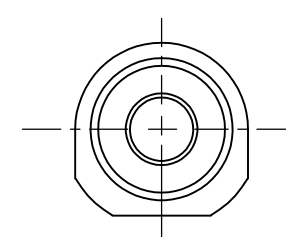
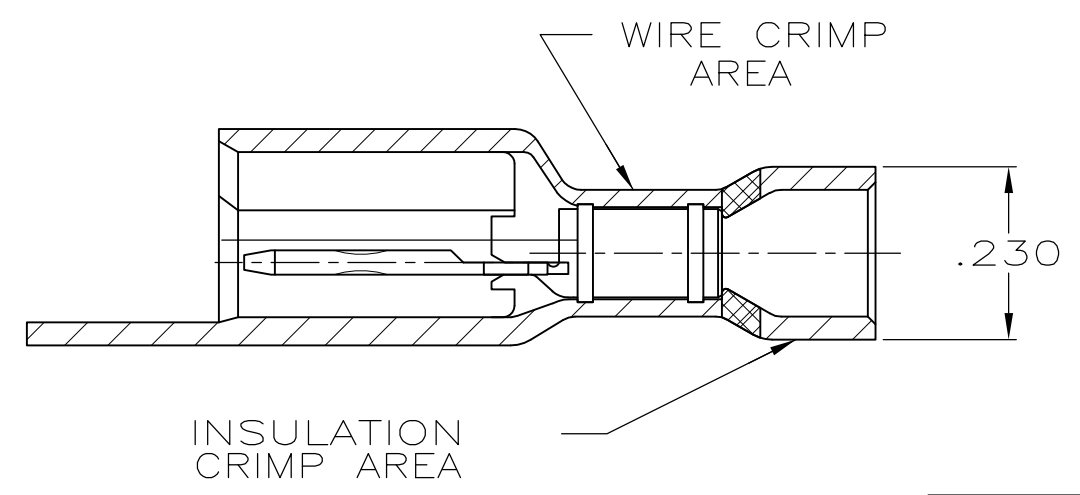
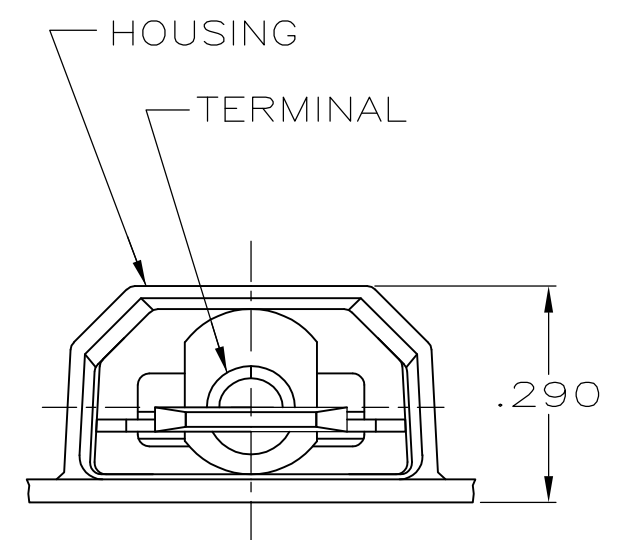
- [Proprietary Name](#) = Ultra-Fast Plus
- Brand = AMP

THIS DRAWING IS UNPUBLISHED. RELEASED FOR PUBLICATION
 © COPYRIGHT - By - ALL RIGHTS RESERVED.

LOC	DIST	REVISIONS					
AF	50	P	LTR	DESCRIPTION	DATE	DWN	APVD
		E		REVISED PER ECR-13-004343	30JUL13	KH	KR



- 1 TAB DIMENSIONS .032±.001x.250
- 2 WIRE STRIP LENGTH .281
- 3 INSULATION SIZE .090-.160 DIA
- 4 CONTINUOUS STRIP ON REELS
- △5 DIMENSION DOES NOT INCLUDE TRIM BURR
- △6 .015 MAX CARRIER TRIM BURR PER SIDE IS ALLOWABLE IN THE SHADED AREA



HOUSING: NYLON, COLOR-BLUE TRANSLUCENT TAB: BRASS, TIN	3-521057-2
MATERIAL & FINISH	PART NO

THIS DRAWING IS A CONTROLLED DOCUMENT.		DWN	JR RUTH	3/14/94	STE TE Connectivity											
DIMENSIONS: INCHES		CHK	MS FEHER	3/14/94												
TOLERANCES UNLESS OTHERWISE SPECIFIED:		APVD	D BRATINA	3/14/94												
<table border="0"> <tr><td>0 PLC</td><td>± -</td></tr> <tr><td>1 PLC</td><td>± -</td></tr> <tr><td>2 PLC</td><td>± -</td></tr> <tr><td>3 PLC</td><td>± .015</td></tr> <tr><td>4 PLC</td><td>± -</td></tr> <tr><td>ANGLES</td><td>± -</td></tr> </table>		0 PLC	± -	1 PLC		± -	2 PLC	± -	3 PLC	± .015	4 PLC	± -	ANGLES	± -	NAME	
0 PLC	± -															
1 PLC	± -															
2 PLC	± -															
3 PLC	± .015															
4 PLC	± -															
ANGLES	± -															
MATERIAL SEE TABLE		FINISH SEE TABLE														
		PRODUCT SPEC		108-2017												
		APPLICATION SPEC		114-2123												
		WEIGHT		-												
		CUSTOMER DRAWING		SCALE 4:1												
		SIZE A3		CAGE CODE 00779												
		DRAWING NO		C-521057												
		RESTRICTED TO		-												
		SHEET		1 OF 1												
		REV		E												