




Have a Question?
 Chat with a Product Information Specialist

What can we help you find?

[Products](#) |
 [Industries](#) |
 [Resources](#) |
 [About TE](#) |
 [My Account](#) |
 [Innovation](#) |
 [Support Center](#)

3-640426-8 Product Details

[Share](#) |
 [Print](#) |
 [Email](#)



3-640426-8

TE Internal Number: 3-640426-8

Active

View 3D PDF

MTA, CST-100 II, MT-6 and SL Connectors and Headers

Always EU RoHS/ELV Compliant (Statement of Compliance)

Product Highlights:

- MTA-156 Product Line
- MTA Series
- Wire-to-Post
- Applies To Wire/Cable
- Connector

[View all Features](#)

Quick Links

- ▶ [Pricing & Availability](#)
- ▶ [Search for Tooling](#)
- ▶ [View Mating Products \(25\)](#)
- ▶ [Product Feature Selector](#)
- ▶ [Contact Us About This Product](#)

[Add to My Part List](#) |
 [Request Sample](#) |
 [Find Similar Products](#) |
 [Buy Product](#)

Documentation & Additional Information	
<p>Product Drawings:</p> <ul style="list-style-type: none"> • MTA 156 CONNECTOR ASSEMBLY, 18 AWG, STANDARD (PDF, English) <p>Catalog Pages/Data Sheets:</p> <ul style="list-style-type: none"> • MTA, CST-100 II, SL-156 and AMP Economy Power (EP) C... (PDF, English) <p>Product Specifications:</p> <ul style="list-style-type: none"> • System, Connector/Header, MTA 156 (PDF, English) <p>Application Specifications:</p> <ul style="list-style-type: none"> • MTA 156 Connectors (PDF, English) <p>Instruction Sheets:</p> <ul style="list-style-type: none"> • None Available <p>CAD Files: (CAD Format & Compression Information)</p> <ul style="list-style-type: none"> • 2D Drawing (DXF, Version J) • 3D Model (IGES, Version J) • 3D Model (STEP, Version J) 	<p>Additional Information:</p> <ul style="list-style-type: none"> • Product Line Information <p>Related Products:</p> <ul style="list-style-type: none"> • Tooling • Mating Products (25)

[List all Documents](#)

Product Features (Please use the Product Drawing for all design activity)	
<p>Product Type Features:</p> <ul style="list-style-type: none"> • Product Line = MTA-156 • Series = MTA • Product Type = Connector • Connector Type = Connector Assembly • Termination Method to Wire/Cable = IDC • PCB Mount Retention = Without • PCB Mount Alignment = Without • Connector Design = Closed End • Strain Relief = With • Wire/Cable Type = Discrete Wire • Sealed = No • UL File Number = E28476 • CSA File Number = LR7189 <p>Mechanical Attachment:</p> <ul style="list-style-type: none"> • Contact Retention = With • Mating Retention Type = Locking Ramp • Panel Mount Retention = Without • Contact Retention Type = Locking Lance <p>Electrical Characteristics:</p> <ul style="list-style-type: none"> • Contact - Rated Current (A) = 7 • Operating Voltage Reference = AC • Operating Voltage (VAC) = 600 	<p>Housing Features:</p> <ul style="list-style-type: none"> • Connector Style = Receptacle • Centerline (mm [in]) = 3.96 [0.156] • Housing Style = Standard • Housing Material = Nylon 6/6 • Housing Color = White • Mating Alignment = Without • UL Flammability Rating = UL 94V-2 <p>Configuration Features:</p> <ul style="list-style-type: none"> • Number of Positions = 8 • Post Number(s) Omitted = None • Backwall/Post Interruption(s) = Without • Number of Rows = 1 <p>Industry Standards:</p> <ul style="list-style-type: none"> • RoHS/ELV Compliance = RoHS compliant, ELV compliant • Lead Free Solder Processes = Not relevant for lead free process • RoHS/ELV Compliance History = Always was RoHS compliant • Agency/Standard = UL, CSA • UL Rating = Recognized • CSA Rating = Certified <p>Environmental:</p> <ul style="list-style-type: none"> • Operating Temperature (°C [°F]) = -55 - +105 [-67 - +221]

Termination Features:

- Wire/Cable Size (mm²) = 0.8 - 0.9
- Wire/Cable Size (AWG) = 18

Body Features:

- Wire Type = Stranded
- Mating Retention = With
- Cable Exit Angle = 90°
- Underplate Material Thickness (μm [μin]) = 0.762 [30.000]
- Assembly Integration Feature = Without

Contact Features:

- Contact Type = Socket
- Contact Base Material = Copper Alloy
- Contact Plating, Mating Area, Material = Matte Tin
- Contact Layout = In-Line
- Multiple Contact Types = Without
- Contact Plating, Mating Area, Thickness (μm [μin]) = 2.03 - 5.08 [80 - 200]
- Underplate Material = Nickel

Conditions for Usage:

- Applies To = Wire/Cable
- Accepts Wire Insulation Diameter, Range (mm [in]) = 2.41 [0.095]
- For Use With = MTA .156 Header

Operation/Application:

- Application Use = Wire-to-Post

Packaging Features:

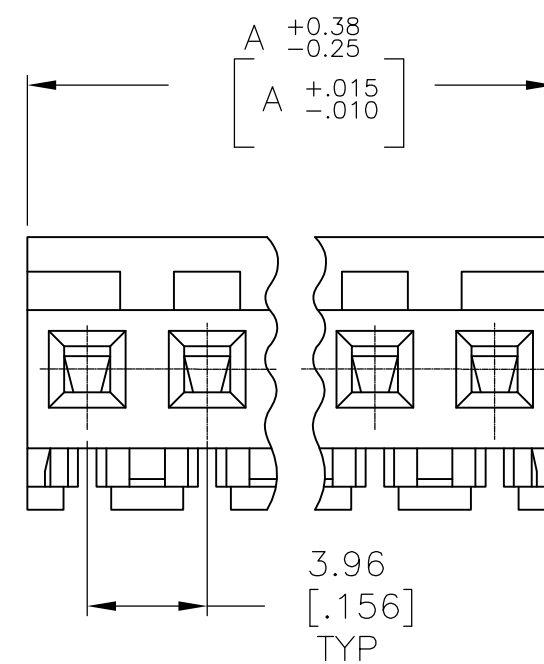
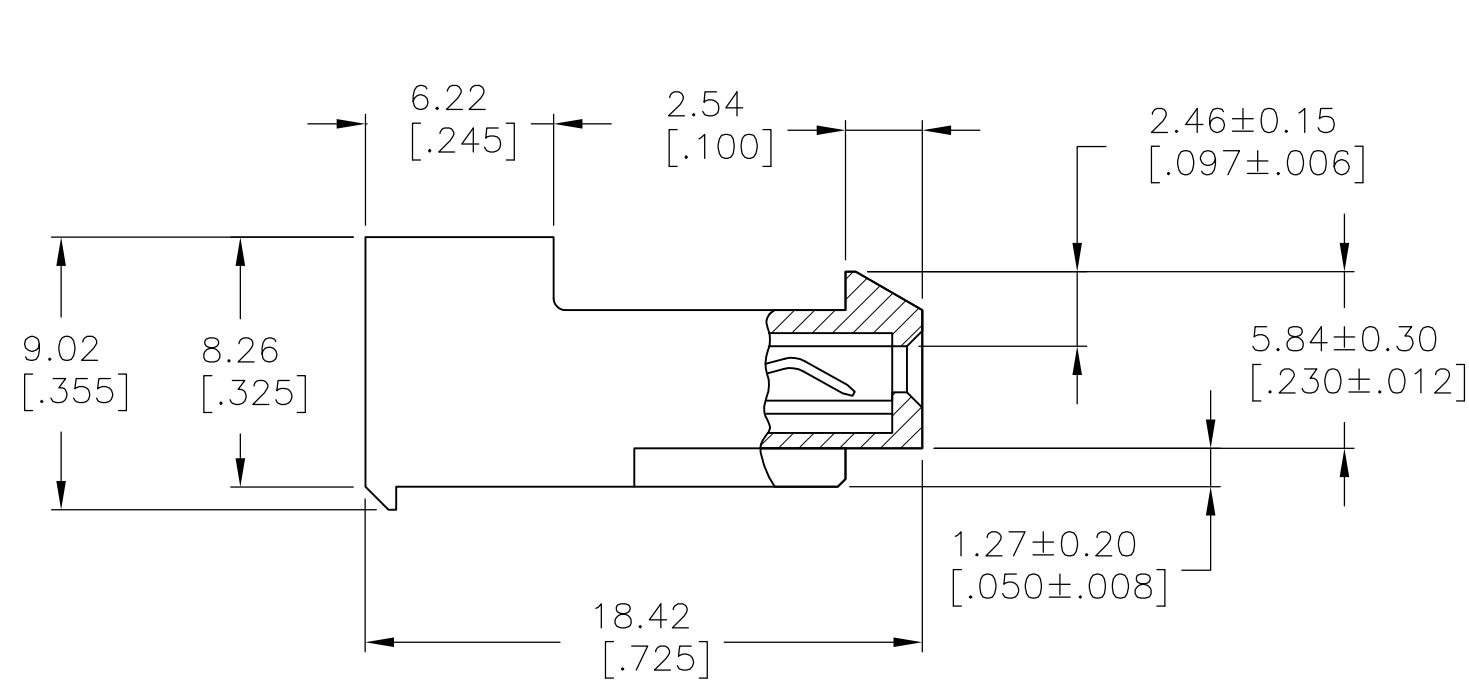
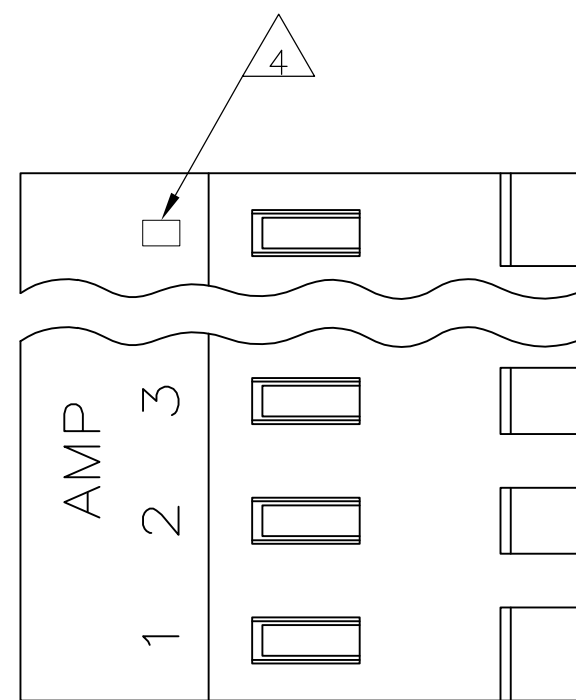
- Packaging Method = Bag
- Packaging Quantity = 250

Other:

- Brand = AMP
- Comment = Stripe may run down between ribs

THIS DRAWING IS UNPUBLISHED. RELEASED FOR PUBLICATION
 © COPYRIGHT - By - ALL RIGHTS RESERVED.

LOC		DIST		REVISIONS			
P	LTR	DESCRIPTION		DATE	DWN	APVD	
CM	OO	N		REVISED PER ECO-12-007609	03AUG12	KH SM	



95.10[3.744]	24	5-640426-4
91.13[3.588]	23	5-640426-3
87.17[3.432]	22	5-640426-2
83.21[3.276]	21	5-640426-1
79.25[3.120]	20	5-640426-0
75.29[2.964]	19	4-640426-9
71.32[2.808]	18	4-640426-8
67.36[2.652]	17	4-640426-7
63.40[2.496]	16	4-640426-6
59.44[2.340]	15	4-640426-5
55.47[2.184]	14	4-640426-4
51.51[2.028]	13	4-640426-3
47.55[1.872]	12	4-640426-2
43.59[1.716]	11	4-640426-1
39.62[1.560]	10	4-640426-0
35.66[1.404]	9	3-640426-9
31.70[1.248]	8	3-640426-8
27.74[1.092]	7	3-640426-7
23.77[.936]	6	3-640426-6
19.81[.780]	5	3-640426-5
15.85[.624]	4	3-640426-4
11.89[.468]	3	3-640426-3
7.92[.312]	2	3-640426-2
95.10[3.744]	24	2-640426-4
91.13[3.588]	23	2-640426-3
87.17[3.432]	22	2-640426-2
83.21[3.276]	21	2-640426-1
79.25[3.120]	20	2-640426-0
75.29[2.964]	19	1-640426-9
71.32[2.808]	18	1-640426-8
67.36[2.652]	17	1-640426-7
63.40[2.496]	16	1-640426-6
59.44[2.340]	15	1-640426-5
55.47[2.184]	14	1-640426-4
51.51[2.028]	13	1-640426-3
47.55[1.872]	12	1-640426-2
43.59[1.716]	11	1-640426-1
39.62[1.560]	10	1-640426-0
35.66[1.404]	9	640426-9
31.70[1.248]	8	640426-8
27.74[1.092]	7	640426-7
23.77[.936]	6	640426-6
19.81[.780]	5	640426-5
15.85[.624]	4	640426-4
11.89[.468]	3	640426-3
7.92[.312]	2	640426-2
DIM A	NO. OF CIRCUITS	PART NO.

- 1 MATERIAL: CONNECTOR - NYLON UL94-V2
CONTACTS - 0.30 [.012] THICK COPPER ALLOY (BRIGHT TIN-LEAD 0.00203 [.000080] MIN. THICK FOR CONTACTS 640426-2 THRU 2-640426-4). (MATTE WHISKER MITIGATED TIN PLATE 0.00203 [.000080] MIN. THICKNESS OVER NICKEL UNDERPLATE FOR CONTACTS 3-640426-2 THRU 5-640426-4).
- 2 CONTACTS ACCEPT 18 AWG WIRE WITH 2.41 [.095] MAX INSULATION DIAMETER.
- 3 CONTACTS MUST ACCEPT 1.14±0.03 [.045±.001] POST AND REMAIN LOCKED IN POSITION.
- 4 IDENTIFICATION NUMBER FOR LAST CIRCUIT MAY NOT APPEAR ON ALL ASSEMBLIES.
- 5 DIMENSIONS IN BRACKETS ARE IN INCHES.
- 6 HOUSING FEATURES ARE: CLOSED END WITH LOCKING RAMP.
- 7 OBSOLETE PARTS: OBSOLETE CIS STREAMLINING PER D.RENAUD/D.SINISI
- 8 ORANGE COLOR STRIPE ON HOUSING (NOT SHOWN) MAY RUN DOWN BETWEEN RIBS.

- 7 SUPERSEDED BY 5-640426-3
- 7 SUPERSEDED BY 5-640426-1
- 7 SUPERSEDED BY 4-640426-9
- 7 SUPERSEDED BY 4-640426-7

METRIC

THIS DRAWING IS A CONTROLLED DOCUMENT.		DWN S. CARPENTER 26JUN2003		
DIMENSIONS: mm [INCHES]		CHK D. BOSSI 26JUN2003		
TOLERANCES UNLESS OTHERWISE SPECIFIED:		APVD D. BOSSI 26JUN2003	NAME	
0 PLC ± - 1 PLC ± - 2 PLC ± - 3 PLC ± 0.13 [.005] 4 PLC ± - ANGLES ± -		PRODUCT SPEC 108-1051	MTA 156 CONNECTOR ASSEMBLY, 18 AWG, STANDARD	
MATERIAL		APPLICATION SPEC 114-1020	SIZE A2	CAGE CODE 00779
FINISH		WEIGHT -	DRAWING NO C-640426	RESTRICTED TO -
		CUSTOMER DRAWING		SCALE 4:1
		SHEET 1 OF 1		REV N