

Distributed by:

JAMECO[®]
ELECTRONICS

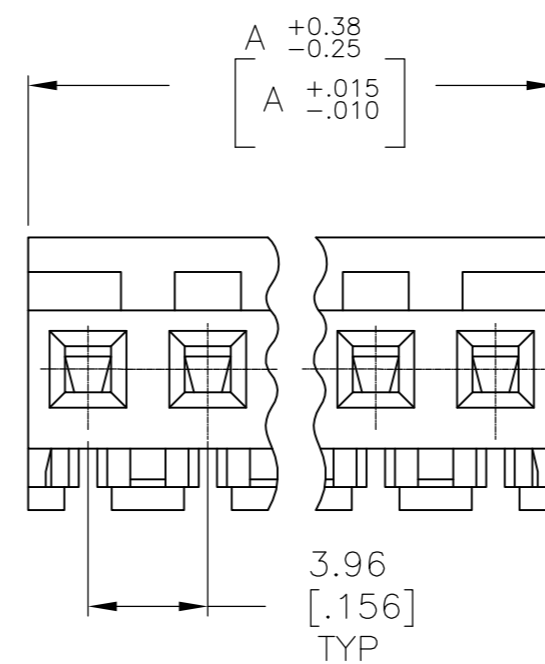
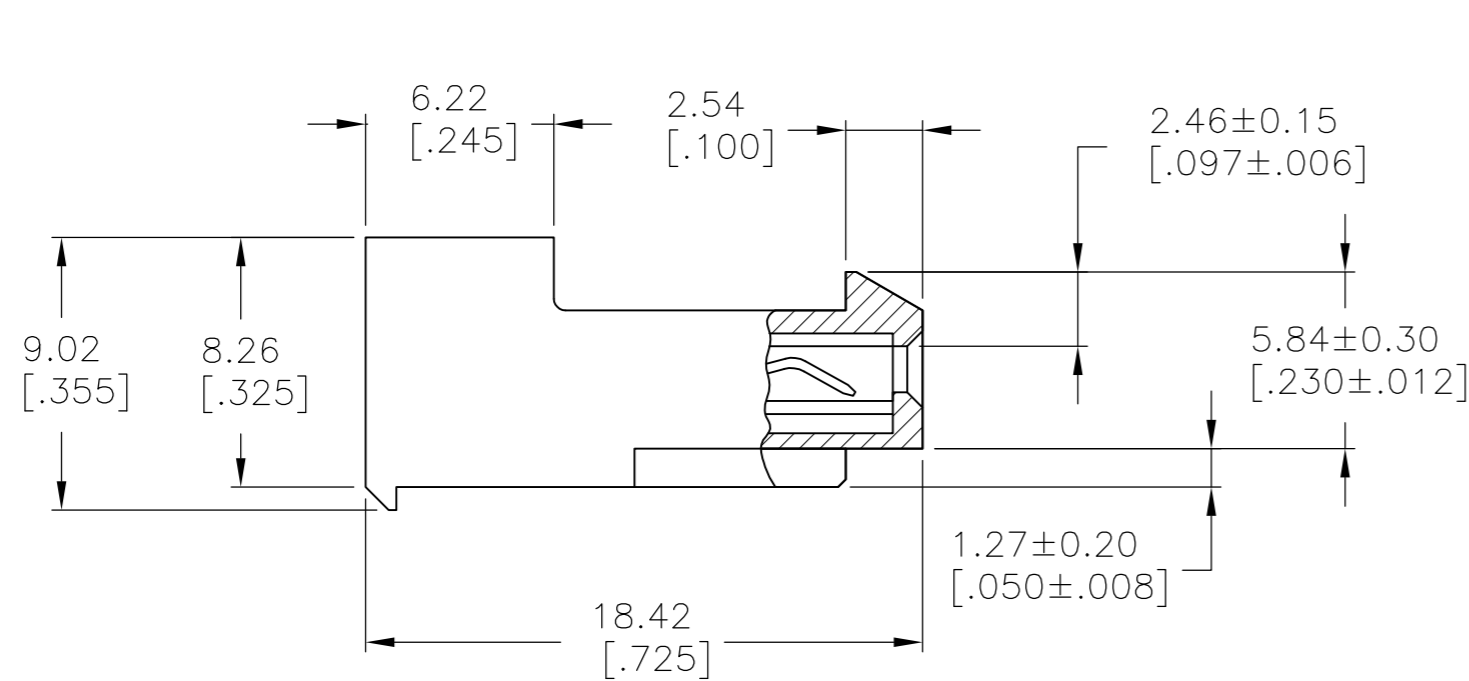
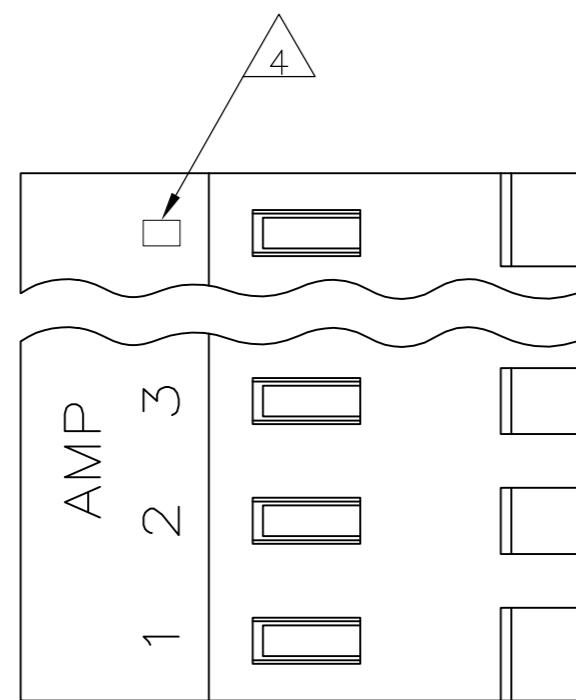
www.Jameco.com ♦ 1-800-831-4242

The content and copyrights of the attached
material are the property of its owner.

Jameco Part Number 1967811

THIS DRAWING IS UNPUBLISHED. RELEASED FOR PUBLICATION
 © COPYRIGHT BY TYCO ELECTRONICS CORPORATION. ALL RIGHTS RESERVED.

LOC	DIST	REVISIONS					
CM	OO	P	LTR	DESCRIPTION	DATE	DWN	APVD
		M1		ECO-08-021940	03SEP2008	KW	DB



95.10[3.744]	24	5-640426-4
91.13[3.588]	23	5-640426-3
87.17[3.432]	22	5-640426-2
83.21[3.276]	21	5-640426-1
79.25[3.120]	20	5-640426-0
75.29[2.964]	19	4-640426-9
71.32[2.808]	18	4-640426-8
67.36[2.652]	17	4-640426-7
63.40[2.496]	16	4-640426-6
59.44[2.340]	15	4-640426-5
55.47[2.184]	14	4-640426-4
51.51[2.028]	13	4-640426-3
47.55[1.872]	12	4-640426-2
43.59[1.716]	11	4-640426-1
39.62[1.560]	10	4-640426-0
35.66[1.404]	9	3-640426-9
31.70[1.248]	8	3-640426-8
27.74[1.092]	7	3-640426-7
23.77[.936]	6	3-640426-6
19.81[.780]	5	3-640426-5
15.85[.624]	4	3-640426-4
11.89[.468]	3	3-640426-3
7.92[.312]	2	3-640426-2
95.10[3.744]	24	2-640426-4
91.13[3.588]	23	2-640426-3
87.17[3.432]	22	2-640426-2
83.21[3.276]	21	2-640426-1
79.25[3.120]	20	2-640426-0
75.29[2.964]	19	1-640426-9
71.32[2.808]	18	1-640426-8
67.36[2.652]	17	1-640426-7
63.40[2.496]	16	1-640426-6
59.44[2.340]	15	1-640426-5
55.47[2.184]	14	1-640426-4
51.51[2.028]	13	1-640426-3
47.55[1.872]	12	1-640426-2
43.59[1.716]	11	1-640426-1
39.62[1.560]	10	1-640426-0
35.66[1.404]	9	640426-9
31.70[1.248]	8	640426-8
27.74[1.092]	7	640426-7
23.77[.936]	6	640426-6
19.81[.780]	5	640426-5
15.85[.624]	4	640426-4
11.89[.468]	3	640426-3
7.92[.312]	2	640426-2
DIM A	NO. OF CIRCUITS	PART NO.

1 MATERIAL: CONNECTOR - NYLON UL94-V2 (ORANGE)
 CONTACTS - 0.30 [.012] THICK COPPER ALLOY
 (BRIGHT TIN-LEAD 0.00203 [.000080] MIN. THICK FOR CONTACTS 640426-2 THRU 2-640426-4).
 (MATTE WHISKER MITIGATED TIN PLATE 0.00203 [.000080] MIN. THICKNESS OVER NICKEL UNDERPLATE FOR CONTACTS 3-640426-2 THRU 5-640426-4).

2. CONTACTS ACCEPT 18 AWG WIRE WITH 2.41 [.095] MAX INSULATION DIAMETER.

3. CONTACTS MUST ACCEPT 1.14±0.03 [.045±.001] POST AND REMAIN LOCKED IN POSITION.

4 IDENTIFICATION NUMBER FOR LAST CIRCUIT MAY NOT APPEAR ON ALL ASSEMBLIES.

5. DIMENSIONS IN BRACKETS ARE IN INCHES.

6. HOUSING FEATURES ARE: CLOSED END WITH LOCKING RAMP.

METRIC

THIS DRAWING IS A CONTROLLED DOCUMENT.		DWN S. CARPENTER 26JUN2003	Tyco Electronics Corporation Harrisburg, Pa 17105-3608	
DIMENSIONS: mm [INCHES]		CHK D. BOSSI 26JUN2003	NAME MTA 156 CONNECTOR ASSEMBLY, 18 AWG, STANDARD	
TOLERANCES UNLESS OTHERWISE SPECIFIED: 0 PLC ± - 1 PLC ± - 2 PLC ± - 3 PLC ± 0.13 [.005] 4 PLC ± - ANGLES ± -		APVD D. BOSSI 26JUN2003	PRODUCT SPEC 108-1051	
MATERIAL		APPLICATION SPEC 114-1020	SIZE A2	CAGE CODE 00779
FINISH		WEIGHT -	DRAWING NO C=640426	RESTRICTED TO -
CUSTOMER DRAWING			SCALE 4:1	SHEET 1 OF 1
			REV M1	