




**Have a Question?**  
 Chat with a Product  
 Information Specialist

What can we help you find?

[Products](#) | 
 [Industries](#) | 
 [Resources](#) | 
 [About TE](#) | 
 [My Account](#) | 
 [Innovation](#) | 
 [Support Center](#)

### 3-640443-3 Product Details

Share | 
 Print | 
 Email



**3-640443-3**

TE Internal Number: 3-640443-3

Active

[View 3D PDF](#)

#### MTA, CST-100 II, MT-6 and SL Connectors and Headers

Always EU RoHS/ELV Compliant (Statement of Compliance)

**Product Highlights:**

- MTA-100 Product Line
- MTA Series
- Wire-to-Post
- Applies To Wire/Cable
- Connector

[View all Features](#)

#### Quick Links

- ▶ [Pricing & Availability](#)
- ▶ [Search for Tooling](#)
- ▶ [View Mating Products \(43\)](#)
- ▶ [Product Feature Selector](#)
- ▶ [Contact Us About This Product](#)

[Add to My Part List](#) | 
 [Request Sample](#) | 
 [Find Similar Products](#) | 
 [Buy Product](#)

Documentation & Additional Information	
<p><b>Product Drawings:</b></p> <ul style="list-style-type: none"> <li>• <a href="#">MTA-100 CONNECTOR ASSEMBLY, 28 AWG, STANDARD</a> (PDF, English)</li> </ul> <p><b>Catalog Pages/Data Sheets:</b></p> <ul style="list-style-type: none"> <li>• <a href="#">MTA, CST-100 II, SL-156 and AMP Economy Power (EP) C...</a> (PDF, English)</li> </ul> <p><b>Product Specifications:</b></p> <ul style="list-style-type: none"> <li>• <a href="#">Connector, MTA-100</a> (PDF, English)</li> </ul> <p><b>Application Specifications:</b></p> <ul style="list-style-type: none"> <li>• <a href="#">MTA 100 Connector</a> (PDF, English)</li> </ul> <p><b>Instruction Sheets:</b></p> <ul style="list-style-type: none"> <li>• None Available</li> </ul> <p><b>CAD Files: (CAD Format &amp; Compression Information)</b></p> <ul style="list-style-type: none"> <li>• <a href="#">2D Drawing</a> (DXF, Version U)</li> <li>• <a href="#">3D Model</a> (IGES, Version U)</li> <li>• <a href="#">3D Model</a> (STEP, Version U)</li> </ul>	<p><b>Additional Information:</b></p> <ul style="list-style-type: none"> <li>• <a href="#">Product Line Information</a></li> </ul> <p><b>Related Products:</b></p> <ul style="list-style-type: none"> <li>• <a href="#">Tooling</a></li> <li>• <a href="#">Mating Products (43)</a></li> </ul>

[List all Documents](#)

Product Features (Please use the Product Drawing for all design activity)	
<p><b>Product Type Features:</b></p> <ul style="list-style-type: none"> <li>• <a href="#">Product Line</a> = MTA-100</li> <li>• Series = MTA</li> <li>• Product Type = Connector</li> <li>• Connector Type = Connector Assembly</li> <li>• Termination Method to Wire/Cable = IDC</li> <li>• PCB Mount Retention = Without</li> <li>• PCB Mount Alignment = Without</li> <li>• <a href="#">Connector Design</a> = Closed End</li> <li>• Strain Relief = With</li> <li>• Wire/Cable Type = Discrete Wire</li> <li>• Sealed = No</li> <li>• UL File Number = E28476</li> <li>• CSA File Number = LR7189</li> </ul> <p><b>Mechanical Attachment:</b></p> <ul style="list-style-type: none"> <li>• Contact Retention = With</li> <li>• Mating Retention Type = Locking Ramp</li> <li>• <a href="#">Panel Mount Retention</a> = Without</li> <li>• Contact Retention Type = Locking Lance</li> </ul> <p><b>Electrical Characteristics:</b></p> <ul style="list-style-type: none"> <li>• Contact - Rated Current (A) = 5</li> <li>• Operating Voltage Reference = AC</li> <li>• Operating Voltage (VAC) = 250</li> </ul> <p><b>Termination Features:</b></p> <ul style="list-style-type: none"> <li>• Wire/Cable Size (mm<sup>2</sup>) = 0.08 – 0.09</li> <li>• Wire/Cable Size (AWG) = 28</li> </ul> <p><b>Body Features:</b></p>	<p><b>Housing Features:</b></p> <ul style="list-style-type: none"> <li>• Connector Style = Receptacle</li> <li>• Centerline (mm [in]) = 2.54 [0.100]</li> <li>• Housing Style = Standard</li> <li>• Housing Material = Nylon</li> <li>• Housing Color = White</li> <li>• <a href="#">Mating Alignment</a> = Without</li> <li>• UL Flammability Rating = UL 94V-2</li> </ul> <p><b>Configuration Features:</b></p> <ul style="list-style-type: none"> <li>• <a href="#">Number of Positions</a> = 3</li> <li>• <a href="#">Post Number(s) Omitted</a> = None</li> <li>• <a href="#">Backwall/Post Interruption(s)</a> = Without</li> <li>• Number of Rows = 1</li> </ul> <p><b>Industry Standards:</b></p> <ul style="list-style-type: none"> <li>• <a href="#">RoHS/ELV Compliance</a> = RoHS compliant, ELV compliant</li> <li>• <a href="#">Lead Free Solder Processes</a> = Not relevant for lead free process</li> <li>• RoHS/ELV Compliance History = Always was RoHS compliant</li> <li>• Agency/Standard = CSA, UL</li> <li>• UL Rating = Recognized</li> <li>• CSA Rating = Certified</li> </ul> <p><b>Environmental:</b></p> <ul style="list-style-type: none"> <li>• Operating Temperature (°C [°F]) = -55 – +105 [-67 – +221]</li> </ul> <p><b>Conditions for Usage:</b></p> <ul style="list-style-type: none"> <li>• <a href="#">Applies To</a> = Wire/Cable</li> <li>• Accepts Wire Insulation Diameter, Range (mm [in]) = 1.52 [0.060]</li> </ul>

- Wire Type = Stranded
- Mating Retention = With
- Cable Exit Angle = 90°
- Underplate Material Thickness ( $\mu\text{m}$  [ $\mu\text{in}$ ]) = 0.762 [30.000]
- Assembly Integration Feature = Without

**Contact Features:**

- Contact Type = Socket
- Contact Base Material = Copper Alloy
- Contact Plating, Mating Area, Material = Matte Tin
- Contact Layout = In-Line
- Multiple Contact Types = Without
- Contact Plating, Mating Area, Thickness ( $\mu\text{m}$  [ $\mu\text{in}$ ]) = 2.03 - 5.08 [80 - 200]
- Underplate Material = Nickel

- For Use With = MTA .100 Headers & MTA .100 IDC Posted Connectors

**Operation/Application:**

- Application Use = Wire-to-Post

**Packaging Features:**

- Packaging Method = Carton
- Packaging Quantity = 500

**Other:**

- Brand = AMP
- Comment = Stripe may run down between ribs

THIS DRAWING IS UNPUBLISHED. RELEASED FOR PUBLICATION  
 © COPYRIGHT - By - ALL RIGHTS RESERVED.

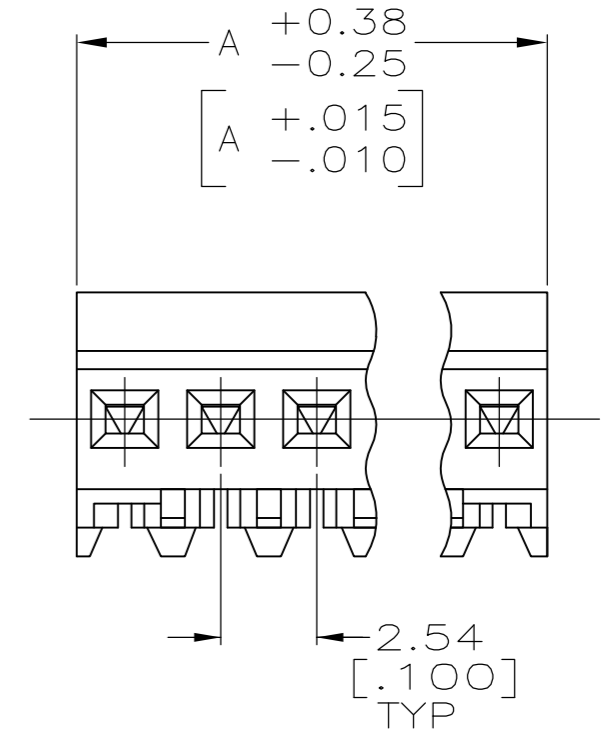
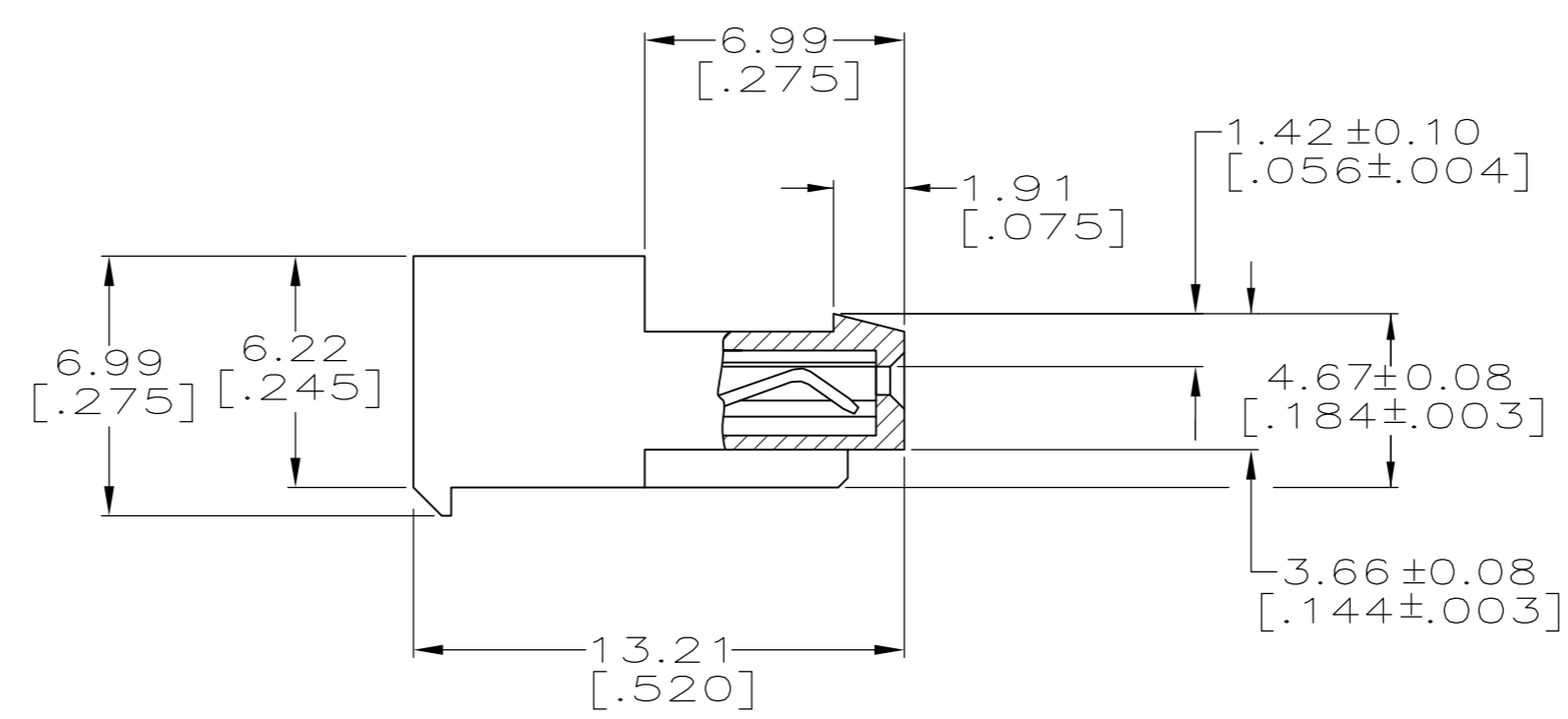
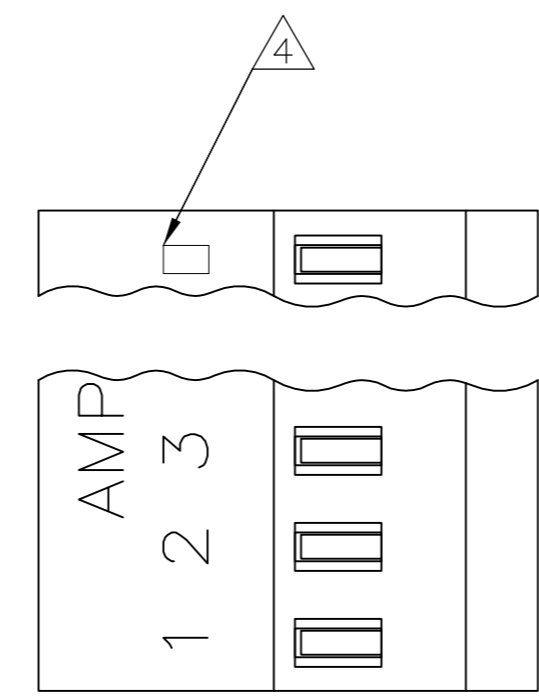
LOC		DIST		REVISIONS			
P	LTR	DESCRIPTION		DATE	DWN	APVD	
CM	00	W	REVISED PER ECO-12-007492	03AUG12	KH	SM	

1 MATERIAL: CONNECTOR - NYLON UL94V-2.  
 CONTACTS - 0.30[.012] THICK COPPER ALLOY  
 BRIGHT TIN-LEAD .00203[.000080] MIN THICKNESS  
 FOR 640443-2 THRU 2-640443-8.  
 MATTE WHISKER MITIGATED TIN .00203[.000080] MIN THICKNESS OVER  
 NICKEL UNDERPLATE FOR 3-640443-2 THRU 5-640443-8.

- 2 CONTACTS ACCEPT 28 AWG WIRE WITH 1.52[.060] MAX INSULATION DIAMETER.
- 3 CONTACTS MUST ACCEPT 0.64±0.03[.025±.001] POST AND REMAIN LOCKED IN POSITION.
- 4 IDENTIFICATION NUMBER FOR LAST CIRCUIT MAY NOT APPEAR ON ALL ASSEMBLIES.
- 5 DIMENSIONS IN BRACKETS ARE IN INCHES.
- 6 HOUSING FEATURES ARE: CLOSED END WITH LOCKING RAMP
- 7 OBSOLETE PARTS: OBSOLETE CIS STREAMLINING PER D.RENAUD/D.SINISI
- 8 GREEN COLOR STRIPE ON HOUSING (NOT SHOWN) MAY RUN DOWN BETWEEN RIBS.

LEADFREE	DIM A	NO. OF CIRCUITS	PART NO.
YES	71.12[2.800]	28	5-640443-8
YES	68.58[2.700]	27	5-640443-7
YES	66.04[2.600]	26	5-640443-6
YES	63.50[2.500]	25	5-640443-5
YES	60.96[2.400]	24	5-640443-4
YES	58.42[2.300]	23	5-640443-3
YES	55.88[2.200]	22	5-640443-2
YES	53.34[2.100]	21	5-640443-1
YES	50.80[2.000]	20	5-640443-0
YES	48.26[1.900]	19	4-640443-9
YES	45.72[1.800]	18	4-640443-8
YES	43.18[1.700]	17	4-640443-7
YES	40.64[1.600]	16	4-640443-6
YES	38.10[1.500]	15	4-640443-5
YES	35.56[1.400]	14	4-640443-4
YES	33.02[1.300]	13	4-640443-3
YES	30.48[1.200]	12	4-640443-2
YES	27.94[1.100]	11	4-640443-1
YES	25.40[1.000]	10	4-640443-0
YES	22.86[.900]	9	3-640443-9
YES	20.32[.800]	8	3-640443-8
YES	17.78[.700]	7	3-640443-7
YES	15.24[.600]	6	3-640443-6
YES	12.70[.500]	5	3-640443-5
YES	10.16[.400]	4	3-640443-4
YES	7.62[.300]	3	3-640443-3
YES	5.08[.200]	2	3-640443-2
NO	71.12[2.800]	28	2-640443-8
NO	68.58[2.700]	27	2-640443-7
NO	66.04[2.600]	26	2-640443-6
NO	63.50[2.500]	25	2-640443-5
NO	60.96[2.400]	24	2-640443-4
NO	58.42[2.300]	23	2-640443-3
NO	55.88[2.200]	22	2-640443-2
NO	53.34[2.100]	21	2-640443-1
NO	50.80[2.000]	20	2-640443-0
NO	48.26[1.900]	19	1-640443-9
NO	45.72[1.800]	18	1-640443-8
NO	43.18[1.700]	17	1-640443-7
NO	40.64[1.600]	16	1-640443-6
NO	38.10[1.500]	15	1-640443-5
NO	35.56[1.400]	14	1-640443-4
NO	33.02[1.300]	13	1-640443-3
NO	30.48[1.200]	12	1-640443-2
NO	27.94[1.100]	11	1-640443-1
NO	25.40[1.000]	10	1-640443-0
NO	22.86[.900]	9	640443-9
NO	20.32[.800]	8	640443-8
NO	17.78[.700]	7	640443-7
NO	15.24[.600]	6	640443-6
NO	12.70[.500]	5	640443-5
NO	10.16[.400]	4	640443-4
NO	7.62[.300]	3	640443-3
NO	5.08[.200]	2	640443-2

SUPERCEDED BY 5-640443-8  
 SUPERCEDED BY 5-640443-7  
 SUPERCEDED BY 5-640443-6  
 SUPERCEDED BY 5-640443-5  
 SUPERCEDED BY 5-640443-4  
 SUPERCEDED BY 5-640443-3  
 SUPERCEDED BY 5-640443-2  
 SUPERCEDED BY 5-640443-1  
 SUPERCEDED BY 5-640443-0  
 SUPERCEDED BY 4-640443-9  
 SUPERCEDED BY 4-640443-8  
 SUPERCEDED BY 4-640443-7



THIS DRAWING IS A CONTROLLED DOCUMENT.

DIMENSIONS: mm [INCHES]	TOLERANCES UNLESS OTHERWISE SPECIFIED: 0 PLC ± 1 PLC ± 2 PLC ± 3 PLC ± 0.13 [.005] 4 PLC ± ANGLES ±	DWN S. CARPENTER 11JUN2003 CHK D. BOSSI 11JUN2003 APVD D. BOSSI 11JUN2003	TE Connectivity	
		PRODUCT SPEC 108-1050 APPLICATION SPEC 114-1019	NAME MTA-100 CONNECTOR ASSEMBLY, 28 AWG, STANDARD	
MATERIAL 1	FINISH 1	WEIGHT	SIZE A2 CAGE CODE 00779 DRAWING NO. C=640443	RESTRICTED TO -
CUSTOMER DRAWING			SCALE 5:1	SHEET 1 of 1