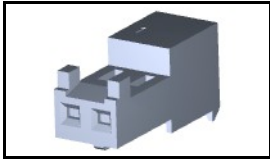


3-643815-2 Product Details

[Share](#) [Print](#) [Email](#)




3-643815-2

TE Internal Number: 3-643815-2

 Active

[View 3D PDF](#)

MTA, CST-100 II, MT-6 and SL Connectors and Headers

 Always EU RoHS/ELV Compliant
(Statement of Compliance)

Product Highlights:

- MTA-100 Product Line
- MTA Series
- Wire-to-Post
- Applies To Wire/Cable
- Connector

[View all Features](#)

Quick Links

- ▶ [Pricing & Availability](#)
- ▶ [Search for Tooling](#)
- ▶ [View Mating Products \(28\)](#)
- ▶ [Product Feature Selector](#)
- ▶ [Contact Us About This Product](#)

[Add to My Part List](#) [Request Sample](#) [Find Similar Products](#)
[Buy Product](#)

Documentation & Additional Information

Product Drawings:

- [MTA 100 CONNECTOR ASSEMBLY, 26 AWG, STANDARD \(PDF, English\)](#)

Catalog Pages/Data Sheets:

- [MTA, CST-100 II, SL-156 and AMP Economy Power \(EP\) C... \(PDF, English\)](#)

Product Specifications:

- [Connector, MTA-100 \(PDF, English\)](#)

Application Specifications:

- [MTA 100 Connector \(PDF, English\)](#)

Instruction Sheets:

- None Available

CAD Files: (CAD Format & Compression Information)

- [2D Drawing \(DXF, Version K\)](#)
- [3D Model \(IGES, Version K\)](#)
- [3D Model \(STEP, Version K\)](#)

[List all Documents](#)

Additional Information:

- [Product Line Information](#)

Related Products:

- [Tooling](#)
- [Mating Products \(28\)](#)

Product Features (Please use the Product Drawing for all design activity)

Product Type Features:

- [Product Line](#) = MTA-100
- Series = MTA
- Product Type = Connector
- Connector Type = Connector Assembly
- Termination Method to Wire/Cable = IDC
- PCB Mount Retention = Without
- PCB Mount Alignment = Without
- [Connector Design](#) = Closed End
- Strain Relief = With
- Wire/Cable Type = Discrete Wire
- Sealed = No
- UL File Number = E28476
- CSA File Number = LR7189

Mechanical Attachment:

Housing Features:

- Connector Style = Receptacle
- Centerline (mm [in]) = 2.54 [0.100]
- Housing Style = Standard
- Housing Material = Nylon
- Housing Color = White
- [Mating Alignment](#) = With
- Mating Alignment Type = Polarization
- UL Flammability Rating = UL 94V-2

Configuration Features:

- [Number of Positions](#) = 2
- [Post Number\(s\) Omitted](#) = None
- [Backwall/Post Interruption\(s\)](#) = Without
- Number of Rows = 1

Industry Standards:

- Contact Retention = With
- Mating Retention Type = Locking Ramp
- [Panel Mount Retention](#) = Without
- Contact Retention Type = Locking Lance

Electrical Characteristics:

- Contact - Rated Current (A) = 5
- Operating Voltage Reference = AC
- Operating Voltage (VAC) = 250

Termination Features:

- Wire/Cable Size (mm²) = 0.12 - 0.15
- Wire/Cable Size (AWG) = 26

Body Features:

- Wire Type = Stranded
- Mating Retention = With
- Cable Exit Angle = 90°
- Underplate Material Thickness (µm [µin]) = 0.762 [30.000]
- Assembly Integration Feature = Without

Contact Features:

- Contact Type = Socket
- [Contact Base Material](#) = Copper Alloy
- [Contact Plating, Mating Area, Material](#) = Matte Tin
- Contact Layout = In-Line
- Multiple Contact Types = Without
- Contact Plating, Mating Area, Thickness (µm [µin]) = 2.03 - 5.08 [80 - 200]
- Underplate Material = Nickel

- [RoHS/ELV Compliance](#) = RoHS compliant, ELV compliant
- [Lead Free Solder Processes](#) = Not relevant for lead free process
- RoHS/ELV Compliance History = Always was RoHS compliant
- Agency/Standard = UL, CSA
- UL Rating = Recognized
- CSA Rating = Certified

Environmental:

- Operating Temperature (°C [°F]) = -55 - +105 [-67 - +221]

Conditions for Usage:

- [Applies To](#) = Wire/Cable
- Accepts Wire Insulation Diameter, Range (mm [in]) = 1.52 [0.060]
- For Use With = MTA .100 Header

Operation/Application:

- Application Use = Wire-to-Post

Packaging Features:

- Packaging Method = Bag
- Packaging Quantity = 500

Other:

- Brand = AMP
- Comment = Stripe may run down between ribs; 2 & 3 Position MTA-100 Posted Connectors can not mate with MTA-100 Connectors with polarizing tabs

Corporate Information

- [About TE](#)
- [Investors](#)
- [News Room](#)
- [Supplier Portal](#)
- [Careers](#)
- [Terms & Conditions](#)
- [Privacy Policy](#)

Quick Links

- [Distributor Inventory](#)
- [Product Cross Reference](#)
- [Documents & Drawings](#)
- [Product Compliance Support Center](#)
- [Site Map](#)

Customer Support

- [Email or Chat With Us](#)
- [Find a Phone Number](#)
- [Knowledge Base](#)
- [Manage Your Account](#)

Keep Me Informed



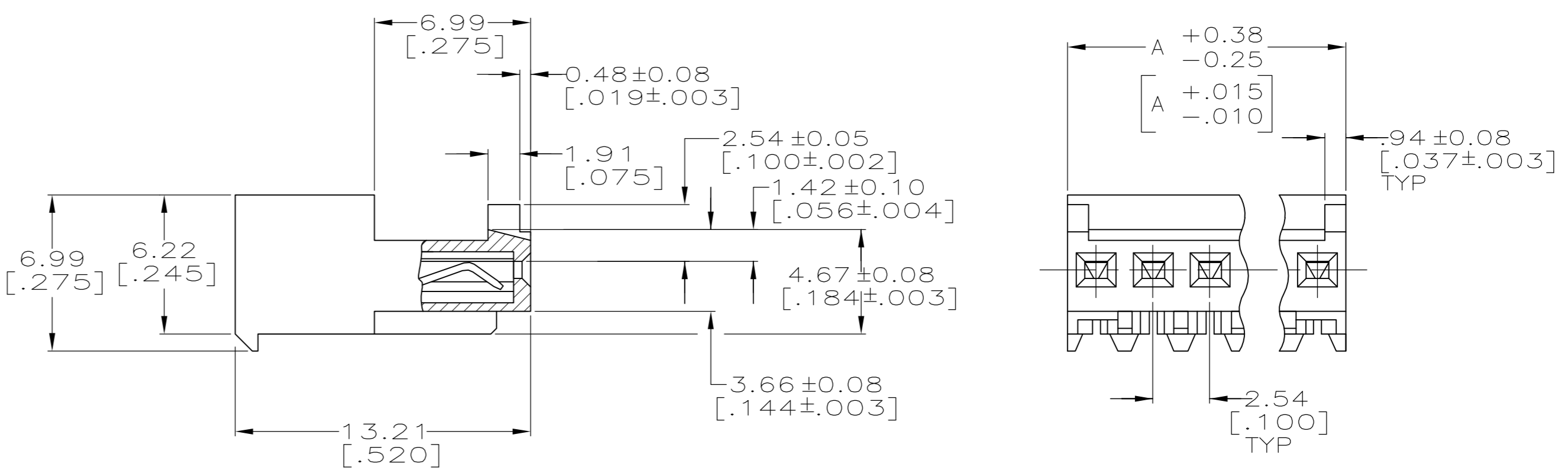
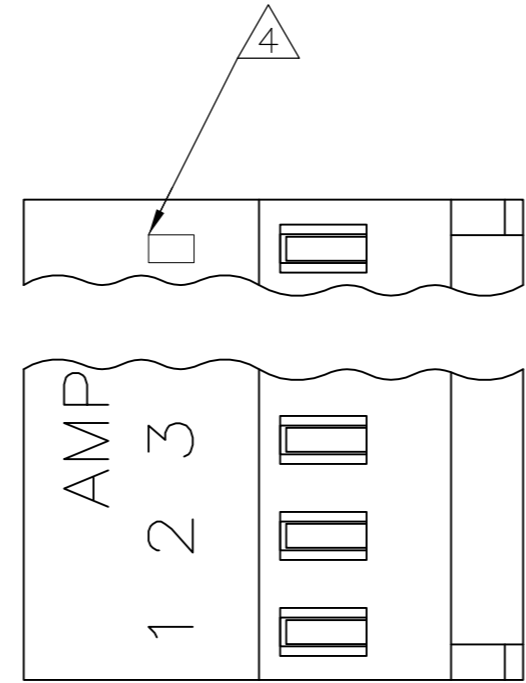
THIS DRAWING IS UNPUBLISHED. RELEASED FOR PUBLICATION
 © COPYRIGHT - By - ALL RIGHTS RESERVED.

LOC		DIST		REVISIONS			
P	LTR	DESCRIPTION		DATE	DWN	APVD	
CM	00	H		REVISED PER ECO-12-007492	03AUG12	KH SM	

- 1 MATERIAL: CONNECTOR - NYLON UL94V-2.
CONTACTS - 0.30[.012] THICK COPPER ALLOY BRIGHT TIN-LEAD .00203[.000080] MIN THICKNESS FOR 643815-2 THRU 2-643815-8.
MATTE WHISKER MITIGATED TIN .00203[.000080] MIN THICKNESS OVER NICKEL UNDERPLATE FOR 3-643815-2 THRU 5-643815-8.
- 2 CONTACTS ACCEPT 26 AWG WIRE WITH 1.52[.060] MAX INSULATION DIAMETER.
- 3 CONTACTS MUST ACCEPT 0.64±0.03[.025±.001] POST AND REMAIN LOCKED IN POSITION.
- 4 IDENTIFICATION NUMBER FOR LAST CIRCUIT MAY NOT APPEAR ON ALL ASSEMBLIES.
- 5 DIMENSIONS IN BRACKETS ARE IN INCHES.
- 6 HOUSING FEATURES ARE: CLOSED END WITH LOCKING RAMP AND WITH POLARIZING TAB.
- 7 OBSOLETE PARTS: OBSOLETE CIS STREAMLINING PER D.RENAUD/D.SINISI
- 8 BLUE COLOR STRIPE ON HOUSING (NOT SHOWN) MAY RUN DOWN BETWEEN RIBS.

YES	71.12[2.800]	28	5-643815-8
YES	68.58[2.700]	27	5-643815-7
YES	66.04[2.600]	26	5-643815-6
YES	63.50[2.500]	25	5-643815-5
YES	60.96[2.400]	24	5-643815-4
YES	58.42[2.300]	23	5-643815-3
YES	55.88[2.200]	22	5-643815-2
YES	53.34[2.100]	21	5-643815-1
YES	50.80[2.000]	20	5-643815-0
YES	48.26[1.900]	19	4-643815-9
YES	45.72[1.800]	18	4-643815-8
YES	43.18[1.700]	17	4-643815-7
YES	40.64[1.600]	16	4-643815-6
YES	38.10[1.500]	15	4-643815-5
YES	35.56[1.400]	14	4-643815-4
YES	33.02[1.300]	13	4-643815-3
YES	30.48[1.200]	12	4-643815-2
YES	27.94[1.100]	11	4-643815-1
YES	25.40[1.000]	10	4-643815-0
YES	22.86[.900]	9	3-643815-9
YES	20.32[.800]	8	3-643815-8
YES	17.78[.700]	7	3-643815-7
YES	15.24[.600]	6	3-643815-6
YES	12.70[.500]	5	3-643815-5
YES	10.16[.400]	4	3-643815-4
YES	7.62[.300]	3	3-643815-3
YES	5.08[.200]	2	3-643815-2

NO	71.12[2.800]	28	2-643815-8	SUPERSEDED BY 5-643815-8	7
NO	68.58[2.700]	27	2-643815-7	SUPERSEDED BY 5-643815-7	7
NO	66.04[2.600]	26	2-643815-6	SUPERSEDED BY 5-643815-6	7
NO	63.50[2.500]	25	2-643815-5	SUPERSEDED BY 5-643815-5	7
NO	60.96[2.400]	24	2-643815-4	OBSOLETE	7
NO	58.42[2.300]	23	2-643815-3	SUPERSEDED BY 5-643815-3	7
NO	55.88[2.200]	22	2-643815-2	SUPERSEDED BY 5-643815-2	7
NO	53.34[2.100]	21	2-643815-1	SUPERSEDED BY 5-643815-1	7
NO	50.80[2.000]	20	2-643815-0		7
NO	48.26[1.900]	19	1-643815-9	SUPERSEDED BY 4-643815-9	7
NO	45.72[1.800]	18	1-643815-8	SUPERSEDED BY 4-643815-8	7
NO	43.18[1.700]	17	1-643815-7	OBSOLETE	7
NO	40.64[1.600]	16	1-643815-6		7
NO	38.10[1.500]	15	1-643815-5	SUPERSEDED BY 4-643815-5	7
NO	35.56[1.400]	14	1-643815-4		7
NO	33.02[1.300]	13	1-643815-3	SUPERSEDED BY 4-643815-3	7
NO	30.48[1.200]	12	1-643815-2	SUPERSEDED BY 4-643815-2	7
NO	27.94[1.100]	11	1-643815-1		7
NO	25.40[1.000]	10	1-643815-0		7
NO	22.86[.900]	9	643815-9		7
NO	20.32[.800]	8	643815-8		7
NO	17.78[.700]	7	643815-7		7
NO	15.24[.600]	6	643815-6		7
NO	12.70[.500]	5	643815-5		7
NO	10.16[.400]	4	643815-4		7
NO	7.62[.300]	3	643815-3		7
NO	5.08[.200]	2	643815-2		7



METRIC

THIS DRAWING IS A CONTROLLED DOCUMENT.		DWN S. CARPENTER 11JUN2003		
DIMENSIONS: mm [INCHES]		CHK D. BOSSI 11JUN2003		
TOLERANCES UNLESS OTHERWISE SPECIFIED:		APVD D. BOSSI 11JUN2003	NAME	
0 PLC ±		PRODUCT SPEC	MTA 100 CONNECTOR ASSEMBLY, 26 AWG, STANDARD	
1 PLC ±		108-1050	SIZE A2	CAGE CODE 00779
2 PLC ±		APPLICATION SPEC	DRAWING NO C=643815	RESTRICTED TO -
3 PLC ± 0.13 [.005]		114-1019	SCALE 5:1	SHEET 1 of 1
4 PLC ±		WEIGHT	REV H	
ANGLES ±		CUSTOMER DRAWING		
FINISH				