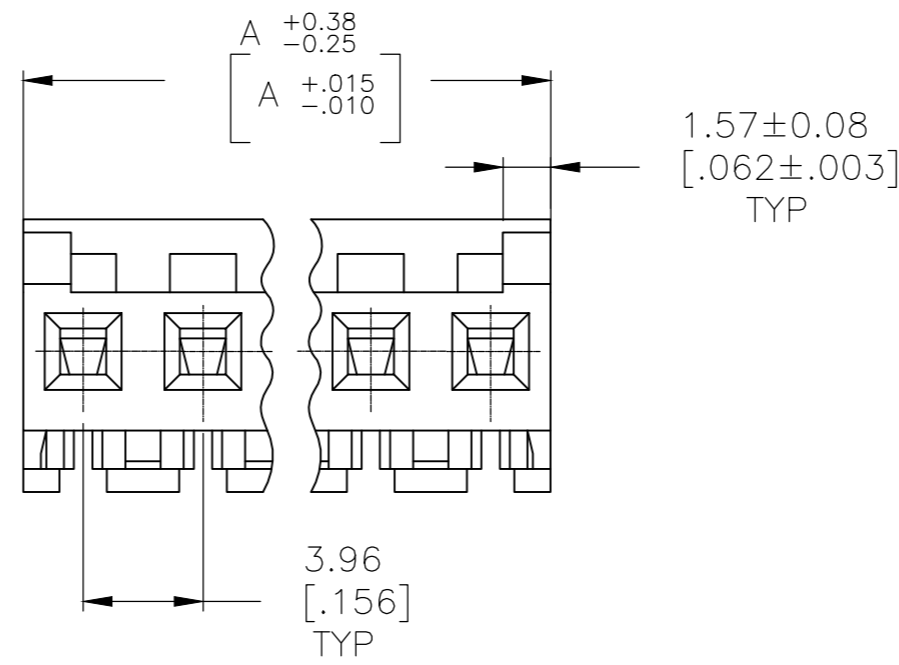
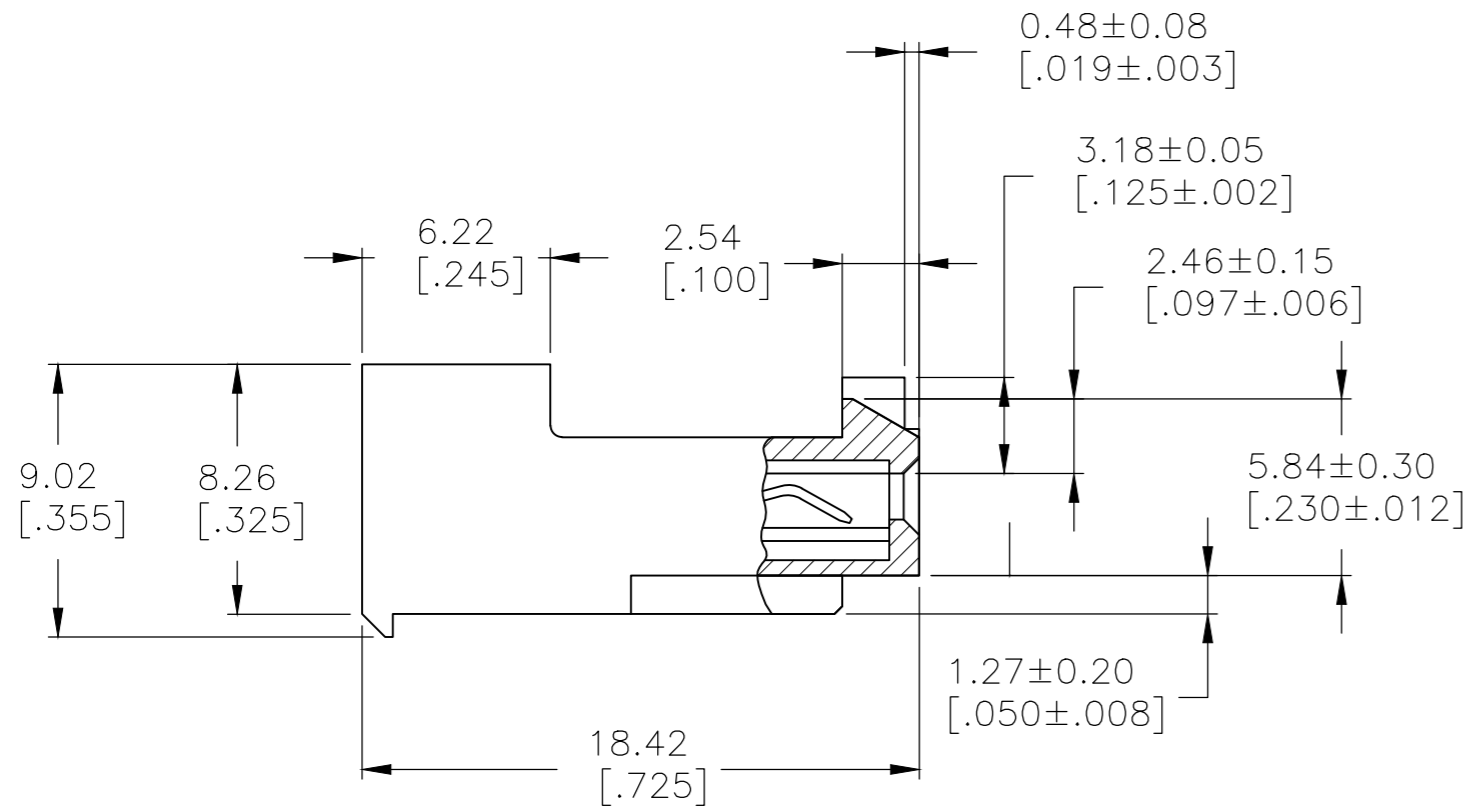
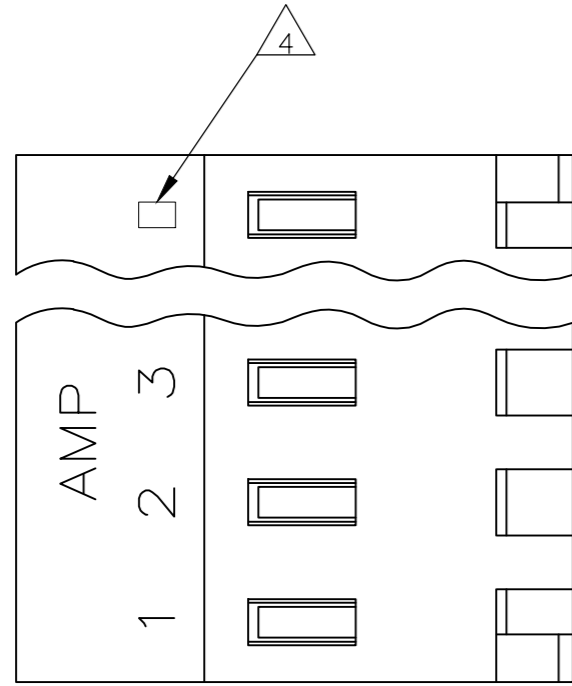


THIS DRAWING IS UNPUBLISHED. RELEASED FOR PUBLICATION  
 © COPYRIGHT - By - TE CONNECTIVITY ALL RIGHTS RESERVED.

LOC	DIST	REVISIONS			
P	LTR	DESCRIPTION	DATE	DWN	APVD
CM	00	H1	ECO-14-012257	04NOV2014	KR OC



95.10[3.744]	24	5-643818-4
91.13[3.588]	23	5-643818-3
87.17[3.432]	22	5-643818-2
83.21[3.276]	21	5-643818-1
79.25[3.120]	20	5-643818-0
75.29[2.964]	19	4-643818-9
71.32[2.808]	18	4-643818-8
67.36[2.652]	17	4-643818-7
63.40[2.496]	16	4-643818-6
59.44[2.340]	15	4-643818-5
55.47[2.184]	14	4-643818-4
51.51[2.028]	13	4-643818-3
47.55[1.872]	12	4-643818-2
43.59[1.716]	11	4-643818-1
39.62[1.560]	10	4-643818-0
35.66[1.404]	9	3-643818-9
31.70[1.248]	8	3-643818-8
27.74[1.092]	7	3-643818-7
23.77[.936]	6	3-643818-6
19.81[.780]	5	3-643818-5
15.85[.624]	4	3-643818-4
11.89[.468]	3	3-643818-3
7.92[.312]	2	3-643818-2
95.10[3.744]	24	2-643818-4
91.13[3.588]	23	2-643818-3
87.17[3.432]	22	2-643818-2
83.21[3.276]	21	2-643818-1
79.25[3.120]	20	2-643818-0
75.29[2.964]	19	1-643818-9
71.32[2.808]	18	1-643818-8
67.36[2.652]	17	1-643818-7
63.40[2.496]	16	1-643818-6
59.44[2.340]	15	1-643818-5
55.47[2.184]	14	1-643818-4
51.51[2.028]	13	1-643818-3
47.55[1.872]	12	1-643818-2
43.59[1.716]	11	1-643818-1
39.62[1.560]	10	1-643818-0
35.66[1.404]	9	643818-9
31.70[1.248]	8	643818-8
27.74[1.092]	7	643818-7
23.77[.936]	6	643818-6
19.81[.780]	5	643818-5
15.85[.624]	4	643818-4
11.89[.468]	3	643818-3
7.92[.312]	2	643818-2
DIM A	NO. OF CIRCUITS	PART NO.

1 MATERIAL: CONNECTOR - NYLON UL94-V2 (YELLOW).  
 CONTACTS - 0.30[.012] THICK COPPER ALLOY  
 (BRIGHT TIN-LEAD 0.00203[.000080] MIN. THICK  
 FOR CONTACTS 643818-2 THRU 2-643818-4).  
 (MATTE WHISKER MITIGATED TIN 0.00203[.000080] MIN.  
 THICKNESS OVER NICKEL UNDERPLATE FOR 3-643818-2  
 THRU 5-643818-4).

2 CONTACTS ACCEPT 20 AWG WIRE WITH 2.41[.095] MAX INSULATION DIAMETER.

3 CONTACTS MUST ACCEPT 1.14±0.03[.045] POST AND REMAIN LOCKED IN POSITION.

4 IDENTIFICATION NUMBER FOR LAST CIRCUIT MAY NOT APPEAR ON ALL ASSEMBLIES.

5 DIMENSIONS IN BRACKETS ARE IN INCHES.

6 HOUSING FEATURES ARE: CLOSED END WITH LOCKING RAMP AND POLARIZING TAB.

7 OBSOLETE PARTS: OBSOLETE CIS STREAMLINING PER D.RENAUD/D.SINISI

SUPERSEDED  
7

SUPERSEDED

SUPERSEDED

OBSOLETE

OBSOLETE

METRIC

THIS DRAWING IS A CONTROLLED DOCUMENT.

DIMENSIONS: mm [INCHES]	TOLERANCES UNLESS OTHERWISE SPECIFIED: 0 PLC ± - 1 PLC ± - 2 PLC ± - 3 PLC ± 0.13 [.005] 4 PLC ± - ANGLES ± -	DWN S. CARPENTER 09JUL2003 CHK D. BOSSI 09JUL2003 APVD D. BOSSI 09JUL2003	TE Connectivity
MATERIAL 1	FINISH 1	PRODUCT SPEC 108-1051 APPLICATION SPEC 114-1020	NAME MTA 156 CONNECTOR ASSEMBLY, 20 AWG, STANDARD
CUSTOMER DRAWING		WEIGHT -	SIZE A2 CAGE CODE 00779 DRAWING NO. 643818 RESTRICTED TO -
		SCALE 4:1	SHEET 1 OF 1 REV H1