THIS DRAWING IS UNPUBLISHED. RELEASED FOR PUBLICATION -.- .
© COPYRIGHT - BY TYCO ELECTRONICS CORPORATION. ALL RIGHTS RESERVED.

LOC	DIST
AA	00

REVISIONS

P	LTR	DESCRIPTION	DATE	DWN	APVD
	M1	REV PER ECR-08-011569	12JAN2009	DZ	SY

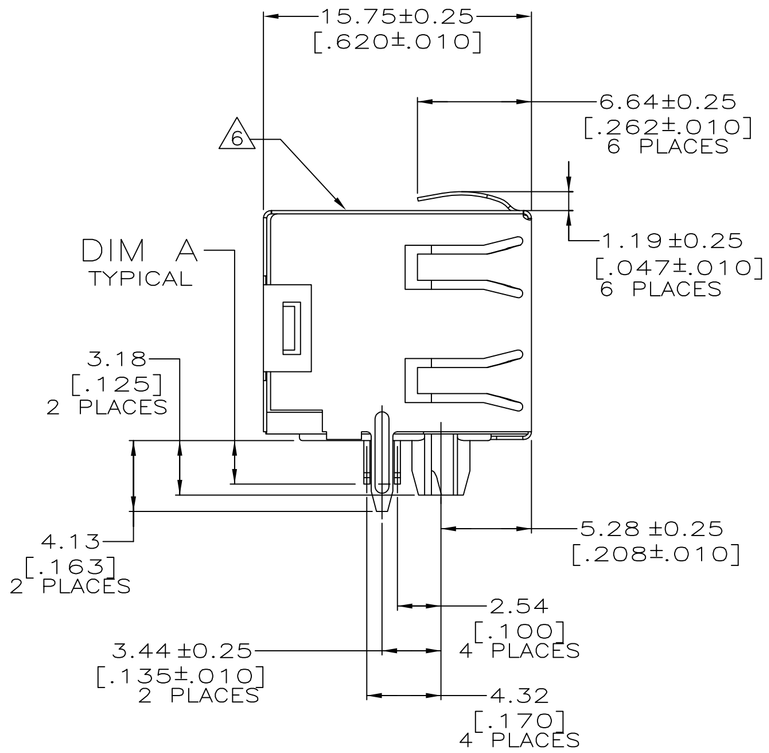

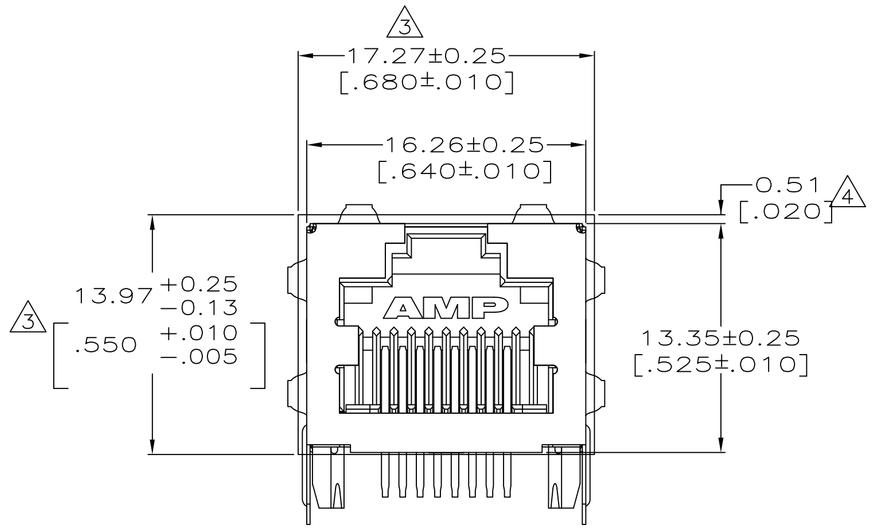

406541-1,-3, & -6

1-406541-1,1--3, & 1--6

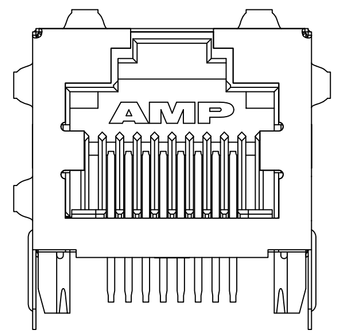

406541-4

1-406541-4

WITHOUT LOWER RIGHT PANEL GROUND

1. MATERIAL:
HOUSING - HIGH TEMPERATURE THERMOPLASTIC, COLOR: BLACK, UL94V-0
TERMINALS - 0.36[.014] THICK PHOS BRONZE PLATED WITH 3.81μm[.000150] MINIMUM THICK (SEE P/N TABLE) IN SOLDER AREA. 1.27μm [.000050] MINIMUM GOLD IN LOCALIZED PLATE AREA. ENTIRE TERMINAL PLATED WITH 1.27μm [.000050] MINIMUM THICK NICKEL.
SHIELD - 0.196[.0077] THICK COPPER ZINC ALLOY PREPLATED WITH 1.27μm[.000050] MINIMUM SATIN NICKEL WITH 2.03μm[.000080] MINIMUM TIN POST DIPPED ON PCB GROUND TABS.

2. JACK CAVITY CONFORMS TO FCC RULES AND REGULATIIONS PART 68, SUBPART F.

3. SUGGESTED PANEL OPENING DIMENSIONS.

4. SUGGESTED CLEARANCE BETWEEN TOP OF CONNECTOR AND TOP PANEL OPENING.

5. ON 406541-4 & 1-406541-4 LOWER RIGHT HAND PANEL GROUND TAB IS NOT PRESENT.

6. MANUFACTURING DATE CODE:
LOCATED APPROX. AS SHOWN.
FIRST 2 DIGITS = LAST 2 DIGITS OF YEAR.
NEXT 2 DIGITS = MANUFACTURING WORK WEEK,
LAST DIGIT = DAY OF WEEK WITH SUNDAY = 1.

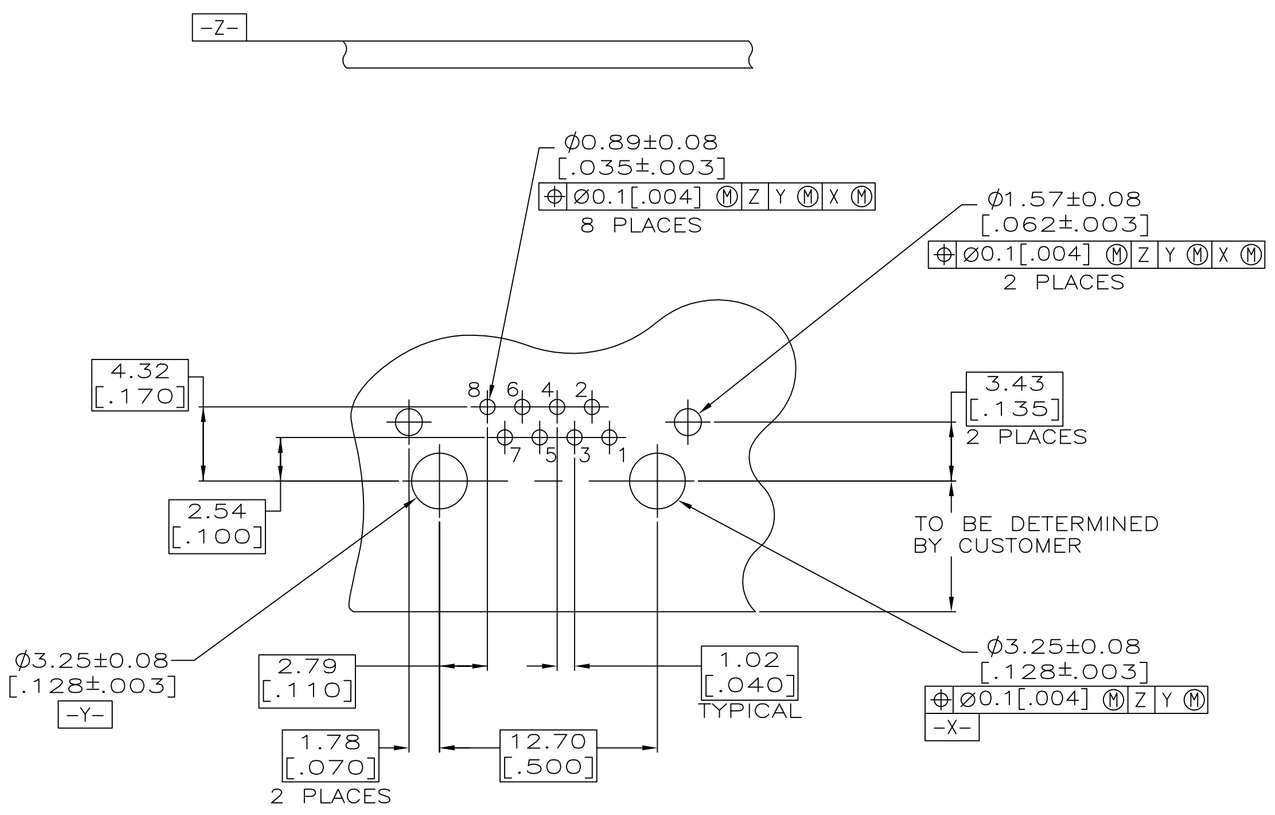

SUGGESTED PRINTED CIRCUIT BOARD LAYOUT
(COMPONENT SIDE)

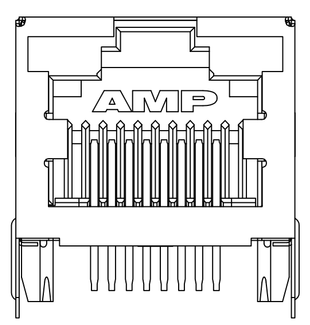

406541-5

1-406541-5

1-406541-8

WITHOUT PANEL GROUNDS

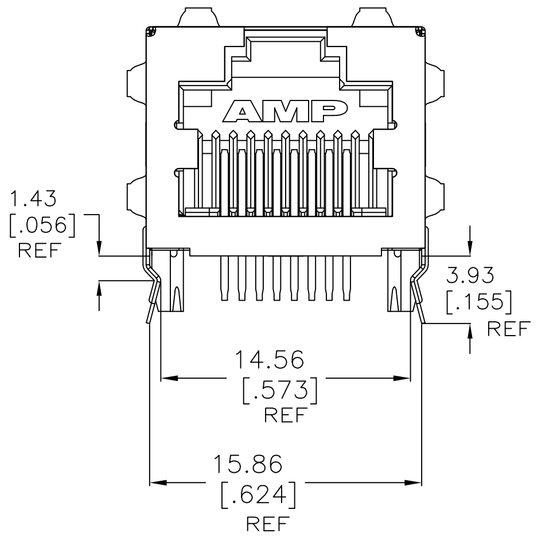

1-406541-7

MATTE TIN	TAPE/REEL	0	2.54[.100]	1-406541-8
	TRAY	6	2.54[.100]	1-406541-7
	TRAY	6	3.56[.140]	1-406541-6
	TRAY	0	2.54[.100]	1-406541-5
	TRAY	5 (5)	2.54[.100]	1-406541-4
	TRAY	6	2.00[.079]	1-406541-3
	TRAY	6	2.54[.100]	1-406541-1
BRIGHT TIN-LEAD	TRAY	6	3.56[.140]	406541-6
	TRAY	0	2.54[.100]	406541-5
	TRAY	5 (5)	2.54[.100]	406541-4
OBSOLETE -3	~~TRAY~~	~~6~~	~~2.00[.079]~~	~~406541-3~~
	TRAY	6	2.54[.100]	406541-1
TERMINAL PLATING (1)	PACKAGING	PANEL GROUNDS	DIM A	PART NUMBER

THIS DRAWING IS A CONTROLLED DOCUMENT.

DIMENSIONS: mm [INCHES]

TOLERANCES UNLESS OTHERWISE SPECIFIED:
0 PLC ± -
1 PLC ± -
2 PLC ± 0.25[.010]
3 PLC ± -
4 PLC ± -
ANGLES ± -

MATERIAL: SEE TABLE
FINISH: SEE TABLE

DWN TS/L.A.MAYER 09JAN2008
CHK J.WESTMAN 09JAN2008
APVD S.FLICKINGER 09JAN2008
PRODUCT SPEC —
APPLICATION SPEC —
WEIGHT —

Tyco Electronics
Tyco Electronics Corporation
Harrisburg, PA 17105-3608

NAME: INVERTED MODULAR JACK ASSEMBLY, 1 X 1, SHIELDED, PANEL GROUND
—

SIZE	CAGE CODE	DRAWING NO	RESTRICTED TO
A1	00779	C-406541	—

CUSTOMER DRAWING | SCALE 4:1 | SHEET 1 OF 1 | REV M1