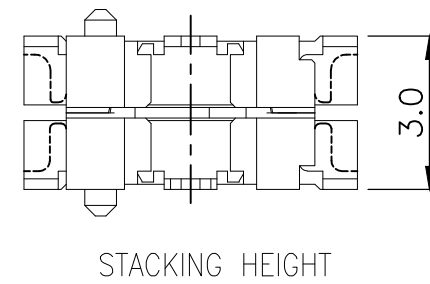
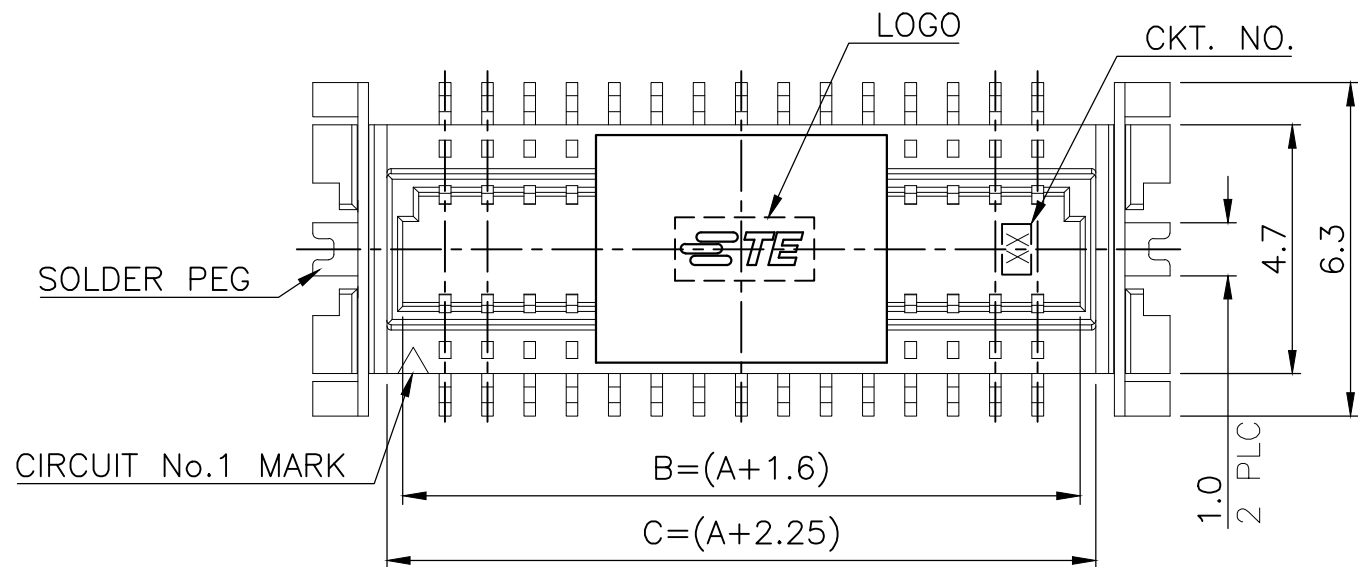


THIS DRAWING IS UNPUBLISHED. RELEASED FOR PUBLICATION. ALL RIGHTS RESERVED.

| REVISIONS |     |               |           |     |      |
|-----------|-----|---------------|-----------|-----|------|
| P         | LTR | DESCRIPTION   | DATE      | DWN | APVD |
| G         |     | ECR-16-006855 | 18MAY2016 | WL  | SY   |



- NOTES:
- MATERIAL:
    - HOUSING: PA6T, UL94V-0; COLOR: NATURAL.
    - CONTACTS: PHOSPHOR BRONZE.
    - PEGS: BRASS.
  - FINISH:
 

CONTACTS: (SEE TABLE)

PLATING B : GOLD FLASH ON ENTIRE CONTACT.

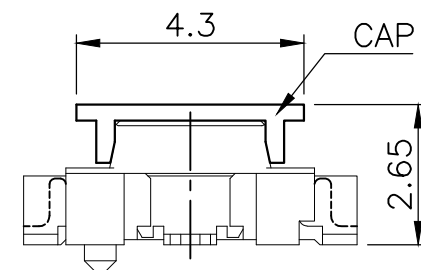
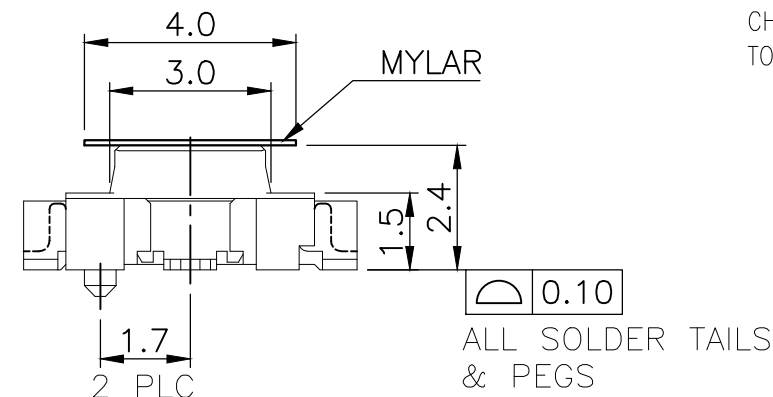
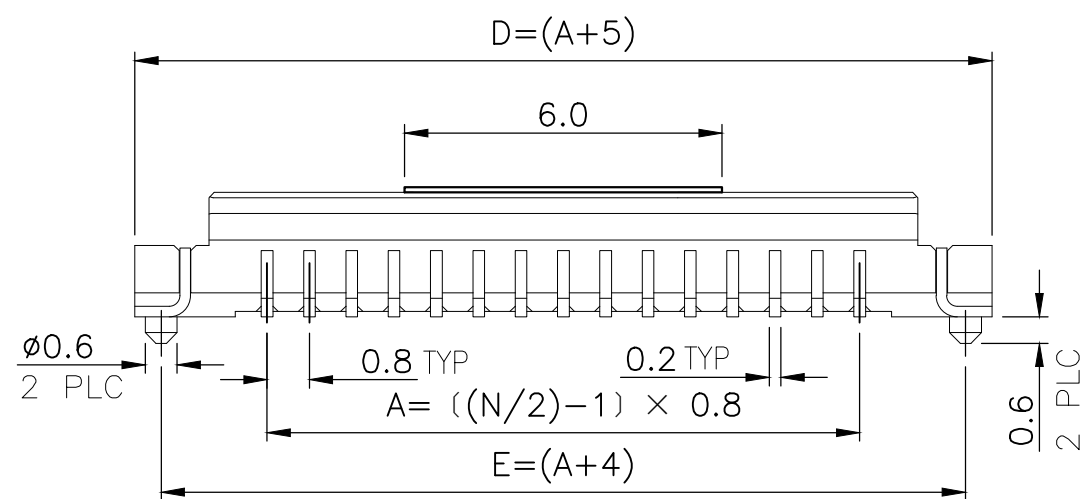
PLATING C : 100μ" MIN. MATTE-TIN ON ENTIRE CONTACT. (WITH ENTIRE CONTACT UNDERPLATED 50μ" MIN. NICKEL.)

PEGS: 100μ" MIN. TIN OR MATTE-TIN OVER 50μ" MIN. NICKEL.
  - PART NUMBER OF MATING RECEPTACLE: X-1775013-X
  - REFLOW SOLDER CAPABLE TO 260°C AS PER TEC-109-201, CONDITION B.
  - SUBSTANCE RESTRICTIONS FOR LOW HALOGEN (BY WEIGHT):
 

BROMINE (Br) ≤ 900 PPM (0.09%)

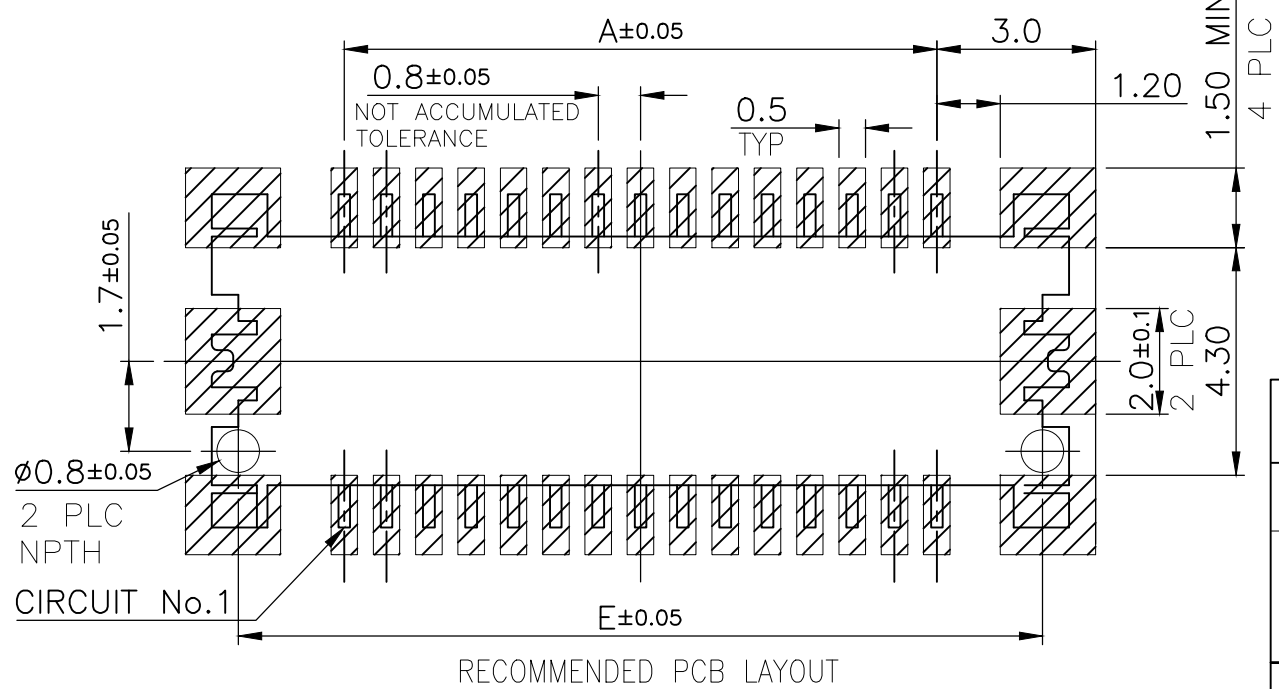
CHLORINE (Cl) ≤ 900 PPM (0.09%)

TOTAL CONCENTRATION OF (Cl) + (Br) ≤ 1500 PPM (0.15%)



FOR 5-1775014-4 ONLY

| CAP OR MYLAR | CONTACT PLATING | DIMENSIONS |      |       |      |     | NO. OF CONTACTS | PART NUMBER |
|--------------|-----------------|------------|------|-------|------|-----|-----------------|-------------|
|              |                 | E          | D    | C     | B    | A   |                 |             |
| CAP          | C               | 8          | 9    | 6.25  | 5.6  | 4.0 | 12              | 5-1775014-4 |
| MYLAR        | B               | 12.8       | 13.8 | 11.05 | 10.4 | 8.8 | 24              | 1775014-2   |
|              |                 | 8          | 9    | 6.25  | 5.6  | 4.0 | 12              | 1775014-1   |



THIS DRAWING IS A CONTROLLED DOCUMENT.

|      |           |           |
|------|-----------|-----------|
| DWN  | A. WU     | 05FEB2013 |
| CHK  | S. CHIEN  | 05FEB2013 |
| APVD | W. KODAMA | 05FEB2013 |

PRODUCT SPEC: 108-57488

APPLICATION SPEC: -

WEIGHT: 0

CUSTOMER DRAWING

SCALE: 7:1

SHEET: 1 OF 2

REV: G

TE Connectivity

BOARD-TO-BOARD CONNECTOR, 0.8mm PITCH, FINE-STACK 3H. PLUG

SIZE: A3

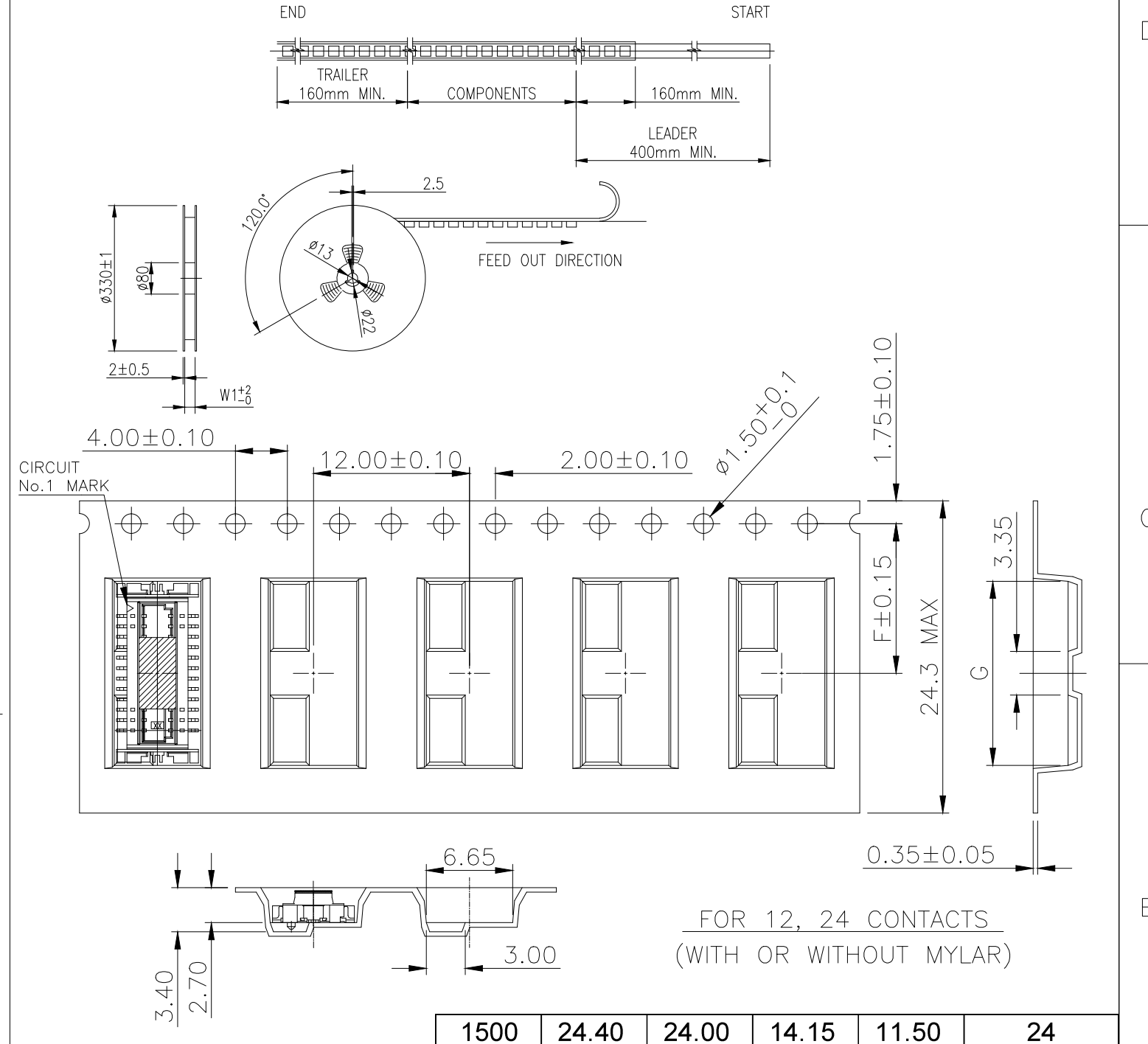
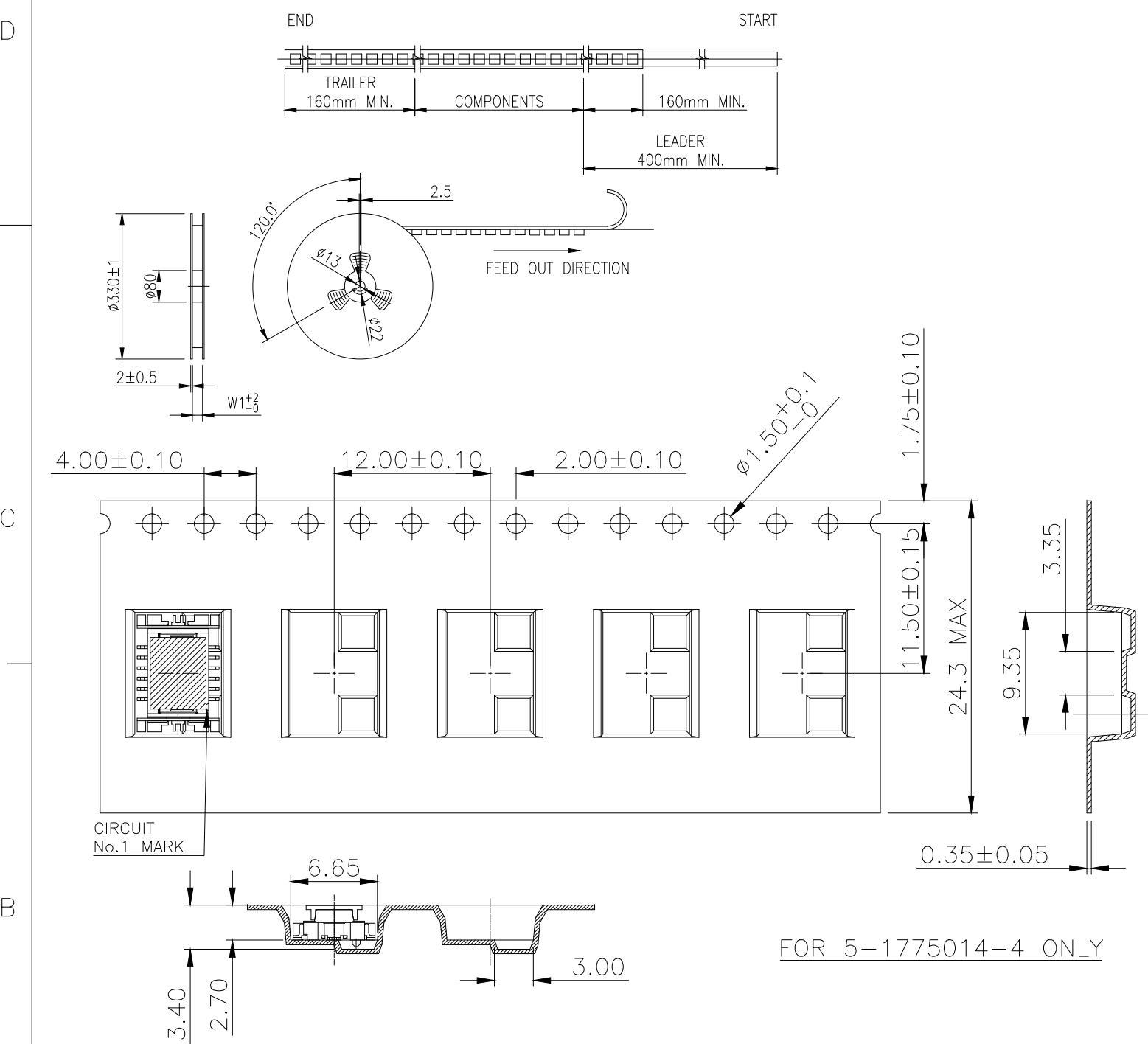
CAGE CODE: 00779

DRAWING NO: C-1775014

RESTRICTED TO: -

THIS DRAWING IS UNPUBLISHED. RELEASED FOR PUBLICATION  
 © COPYRIGHT - By - ALL RIGHTS RESERVED.

| REVISIONS |     |             |      |     |      |
|-----------|-----|-------------|------|-----|------|
| P         | LTR | DESCRIPTION | DATE | DWN | APVD |
| -         | -   | SEE SHEET 1 | -    | -   | -    |



- NOTES:
- MATERIAL:  
 BOX: FIBREBOARD, CORRUGATED, DOUBLE WALL.  
 COVER TAPE: PET, TRANSPARENT COLOR.  
 CARRIER TAPE: POLYSTYRENES, BLACK COLOR.  
 REEL: PAPER, BROWN COLOR.  
 BAG: POLYETHYLENES, TRANSPARENT COLOR.
  - EACH BAG SHALL BE INCLUDED DESICCANT.
  - PEELING STRENGTH: 0.1~1.3 N (10~130 GRAMS).
  - PEELING SPEED: 300 mm/min.

|            |       |       |       |       |                 |
|------------|-------|-------|-------|-------|-----------------|
| 1500       | 24.40 | 24.00 | 14.15 | 11.50 | 24              |
| 1500       | 24.40 | 24.00 | 9.35  | 11.50 | 12              |
| PCS / TAPE | W1    | W     | G     | F     | NO. OF CONTACTS |

|   |        |                                |   |           |            |               |       |       |       |       |       |        |       |     |        |      |
|---|--------|--------------------------------|---|-----------|------------|---------------|-------|-------|-------|-------|-------|--------|-------|-----|--------|------|
| THIS DRAWING IS A CONTROLLED DOCUMENT.  |        | DWN<br>A. WU<br>05FEB2013      | TE Connectivity<br>BOARD-TO-BOARD CONNECTOR,<br>0.8mm PITCH, FINE-STACK<br>3H. PLUG |           |            |               |       |       |       |       |       |        |       |     |        |      |
| DIMENSIONS:<br>mm   |        | CHK<br>S. CHIEN<br>05FEB2013   |   |           |            |               |       |       |       |       |       |        |       |     |        |      |
| TOLERANCES UNLESS OTHERWISE SPECIFIED:  |        | APVD<br>W. KODAMA<br>05FEB2013 |   |           |            |               |       |       |       |       |       |        |       |     |        |      |
| <table border="0"> <tr><td>0 PLC</td><td>± -</td></tr> <tr><td>1 PLC</td><td>± 0.3</td></tr> <tr><td>2 PLC</td><td>± 0.2</td></tr> <tr><td>3 PLC</td><td>± 0.15</td></tr> <tr><td>4 PLC</td><td>± -</td></tr> <tr><td>ANGLES</td><td>± 2°</td></tr> <tr><td>FINISH</td><td>-</td></tr> </table> |        | 0 PLC                          |   |           |            | ± -           | 1 PLC | ± 0.3 | 2 PLC | ± 0.2 | 3 PLC | ± 0.15 | 4 PLC | ± - | ANGLES | ± 2° |
| 0 PLC   | ± -    |                                |   |           |            |               |       |       |       |       |       |        |       |     |        |      |
| 1 PLC   | ± 0.3  |                                |   |           |            |               |       |       |       |       |       |        |       |     |        |      |
| 2 PLC   | ± 0.2  |                                |   |           |            |               |       |       |       |       |       |        |       |     |        |      |
| 3 PLC   | ± 0.15 |                                |   |           |            |               |       |       |       |       |       |        |       |     |        |      |
| 4 PLC   | ± -    |                                |   |           |            |               |       |       |       |       |       |        |       |     |        |      |
| ANGLES  | ± 2°   |                                |   |           |            |               |       |       |       |       |       |        |       |     |        |      |
| FINISH  | -      |                                |   |           |            |               |       |       |       |       |       |        |       |     |        |      |
| MATERIAL  |        | PRODUCT SPEC<br>108-57488      | SIZE  | CAGE CODE | DRAWING NO | RESTRICTED TO |       |       |       |       |       |        |       |     |        |      |
| -   |        | APPLICATION SPEC<br>-          | A3  | 00779     | C=1775014  | -             |       |       |       |       |       |        |       |     |        |      |
| CUSTOMER DRAWING  |        |                                | SCALE   | SHEET     | REV        |               |       |       |       |       |       |        |       |     |        |      |
| -   |        |                                | 7:1   | 2 OF 2    | G          |               |       |       |       |       |       |        |       |     |        |      |

# Mouser Electronics

Authorized Distributor

Click to View Pricing, Inventory, Delivery & Lifecycle Information:

[TE Connectivity:](#)

[4-1775014-0](#)