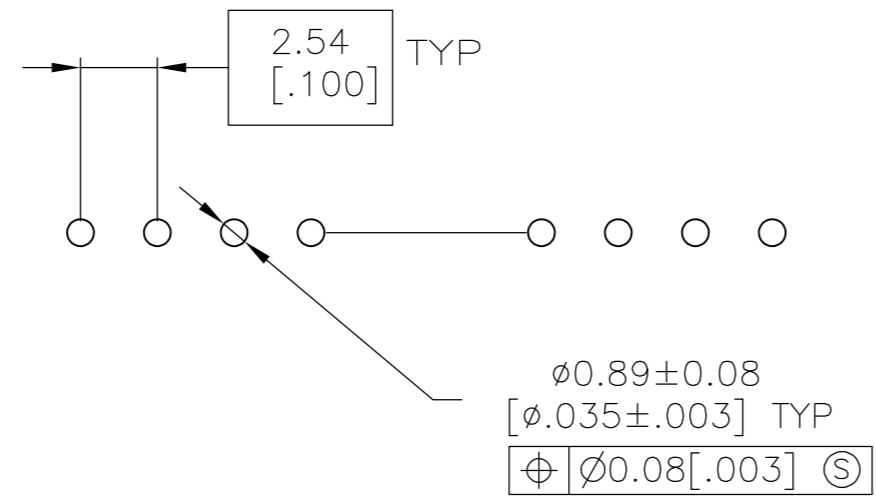
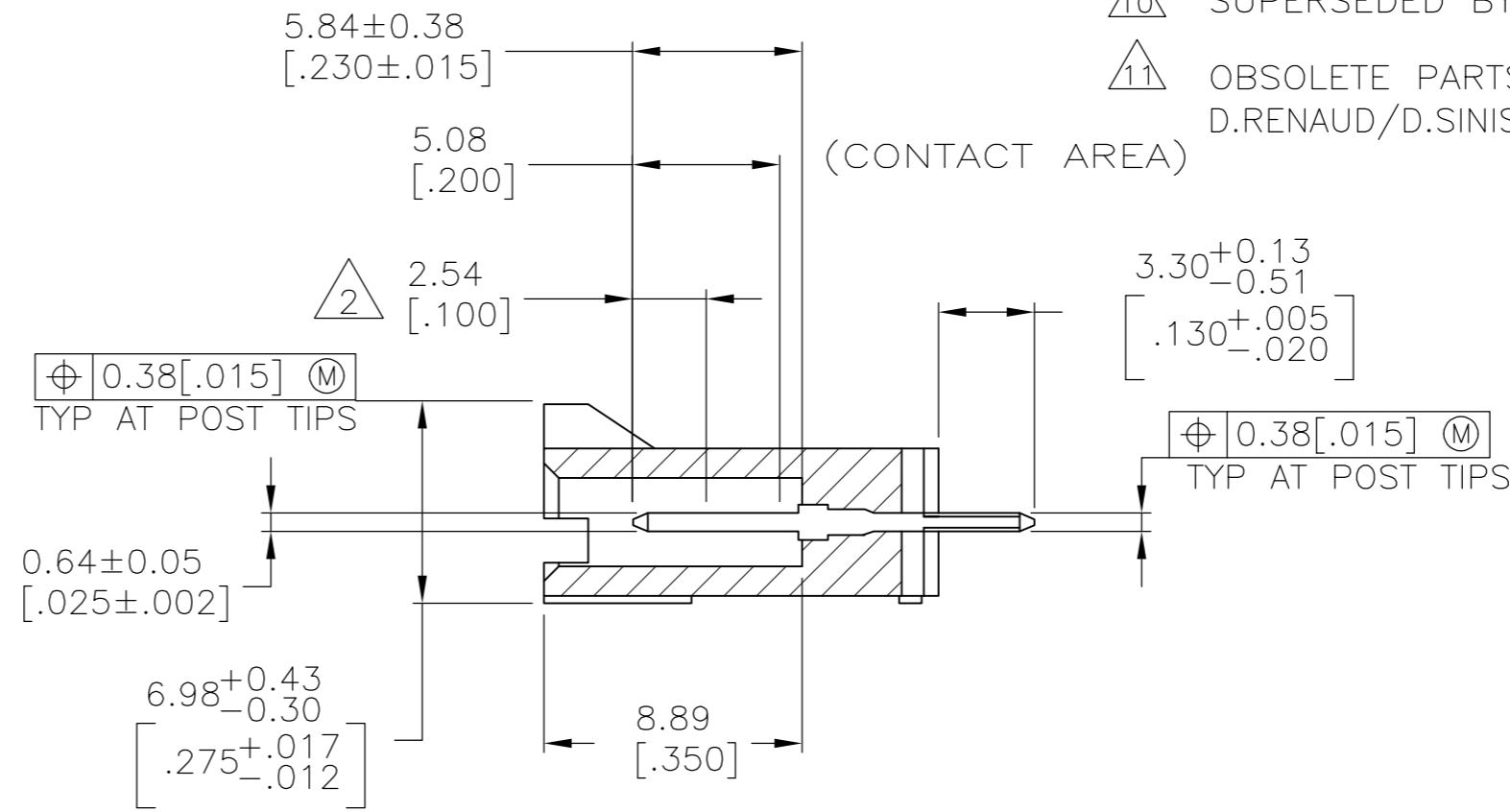
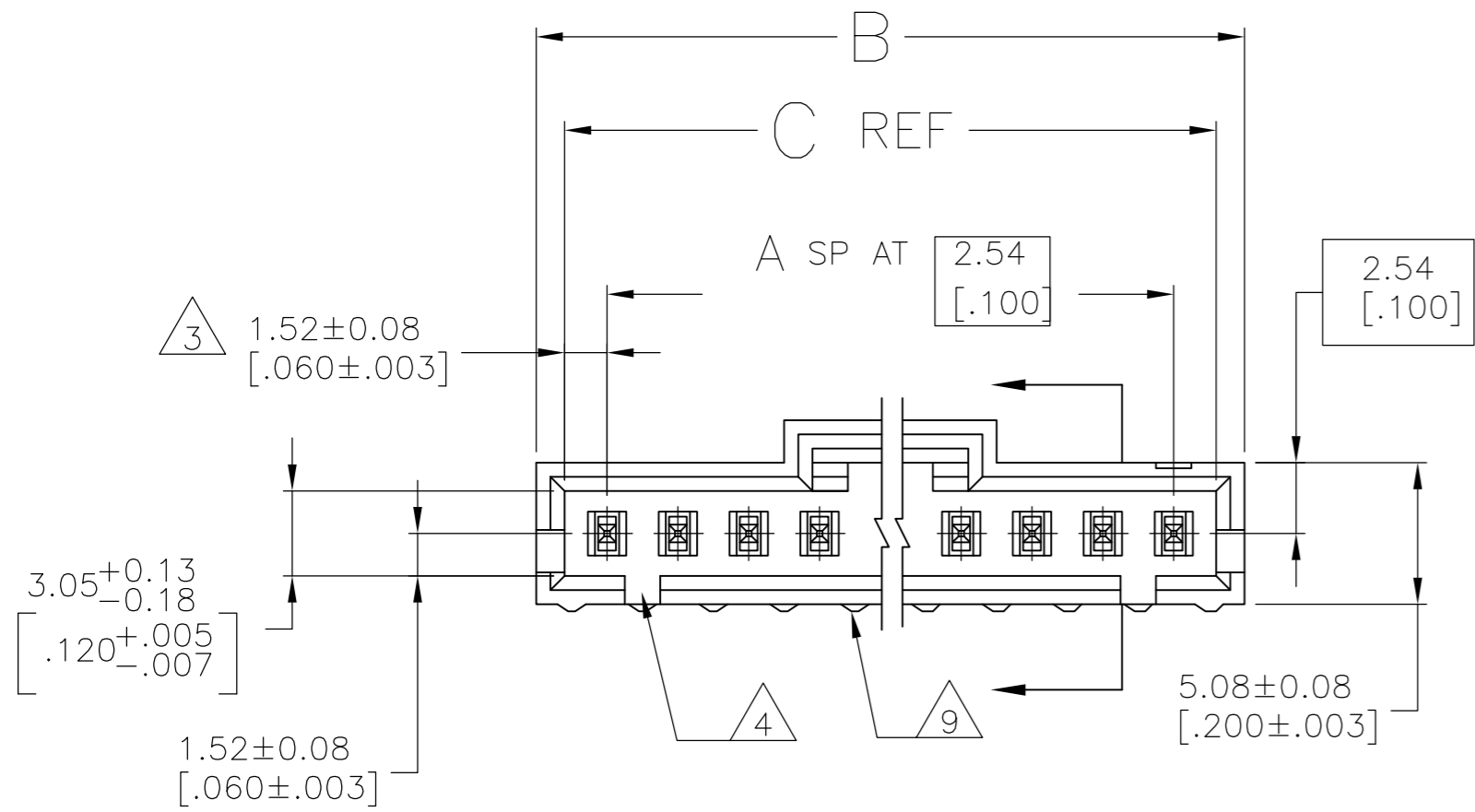
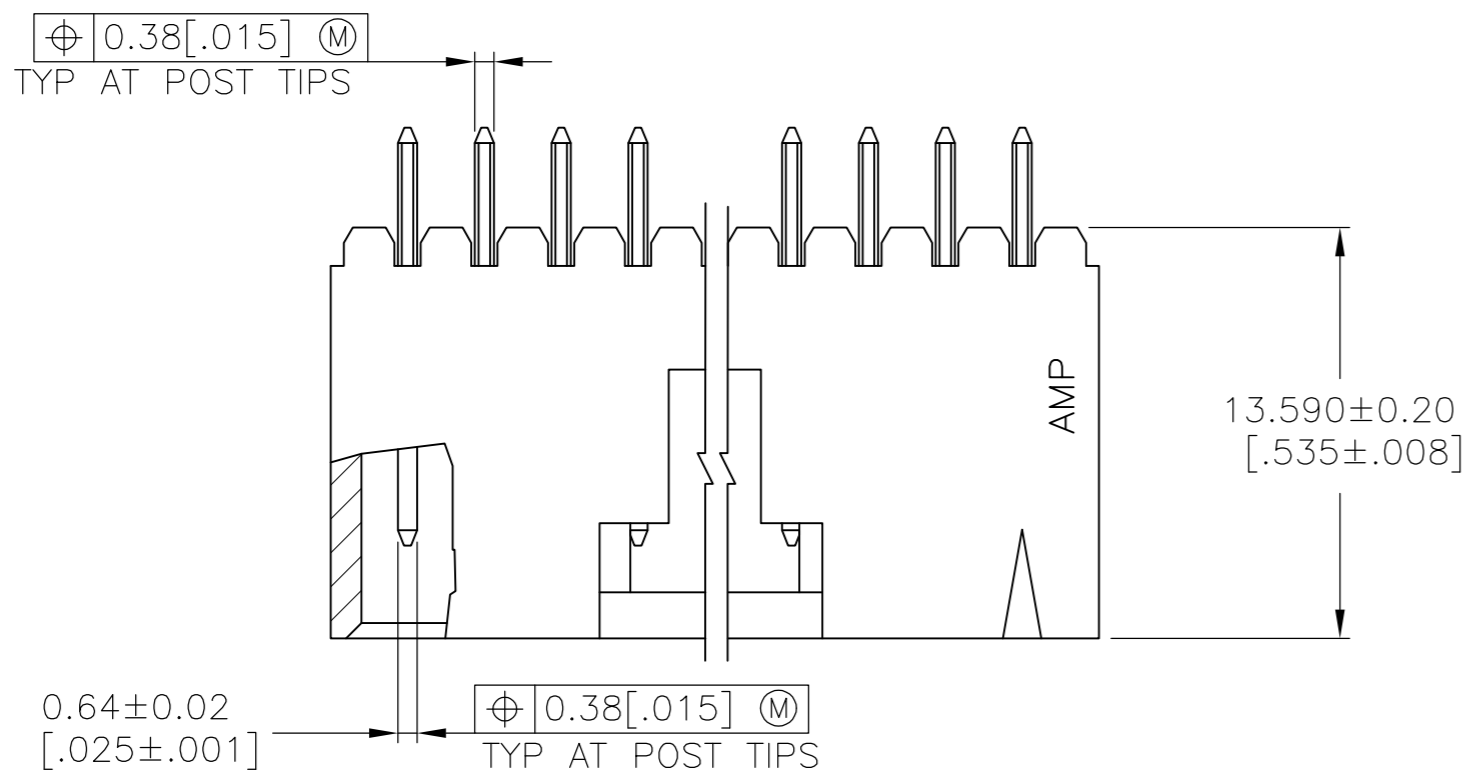


THIS DRAWING IS UNPUBLISHED. RELEASED FOR PUBLICATION 103639, 103639
 © COPYRIGHT 103639BY - ALL RIGHTS RESERVED.

LOC		DIST		REVISIONS			
P	LTR	DESCRIPTION		DATE	DWN	APVD	
AD	00	W4	REVISED PER ECO-11-008710		27APR11	HMR	JG



RECOMMENDED HOLE LAYOUT

- 1 .000100 BRIGHT TIN-LEAD OVER .000050 NICKEL.
- 2 POINT OF MEASUREMENT FOR PLATING THICKNESS.
- 3 THE NOTED DIMENSIONS APPLY AT THE INTERSECTION OF THE POST AND THE HOUSING.
- 4 ON ASSEMBLIES WITH FOUR OR MORE POSITIONS, TWO POLARIZATION SLOTS. ON ASSEMBLIES WITH TWO OR THREE POSITIONS, ONE POLARIZATION SLOT.
- 5 .000100 BRIGHT TIN OVER .000050 NICKEL.
- 6 PRELIMINARY PART-NOT RELEASED FOR PRODUCTION.
- 7 .000100 MATTE TIN OVER .000050 NICKEL.
- 8 HIGH TEMPERATURE CONFIGURATION
- 9 STANDOFFS NOT PRESENT ON UNDERSIDE OF ASSEMBLY
- 10 SUPERSEDED BY P/N 5-103639-2.
- 11 OBSOLETE PARTS: OBSOLETE CIS STREAMLINING PER D.RENAUD/D.SINISI

THIS DRAWING IS A CONTROLLED DOCUMENT.		DWN	05MAR91		TE Connectivity		
DIMENSIONS: mm [INCHES]		CHK	27MAR93		NAME		
TOLERANCES UNLESS OTHERWISE SPECIFIED:		APVD	27MAR93		HDR ASSY, VERT, SINGLE ROW		
0 PLC ± -		PRODUCT SPEC			2.54 [100] C/L 0.64 [025] SQ POST, WITH PLZN & LATCHING, AMPMODU MTE		
1 PLC ± -		APPLICATION SPEC		SIZE	CAGE CODE	DRAWING NO	
2 PLC ± 0.13[0.005]		108-25034		A2	-	C=103639	
3 PLC ± -		114-25026		SCALE	SHEET	REV	
4 PLC ± -		WEIGHT		4:1	1 OF 2	W4	
ANGLES ± -		CUSTOMER DRAWING		RESTRICTED TO			
FINISH		SEE TABLE		-			

THIS DRAWING IS UNPUBLISHED. RELEASED FOR PUBLICATION 103639 , 103639
 © COPYRIGHT 103639 by - ALL RIGHTS RESERVED.

LOC	DIST	REVISIONS					
AD	00	P	LTR	DESCRIPTION	DATE	DWN	APVD
		-		SEE SHEET 1	-	-	-

REMARKS	PLATING	C	B	A	NO. OF POSN	PART NO.
△9△8	△7	64.01 [2.520]	66.04 [2.600]	24	25	7-103639-4
△9△8	△7	61.47 [2.420]	63.50 [2.500]	23	24	7-103639-3
△9△8	△7	58.93 [2.320]	60.96 [2.400]	22	23	7-103639-2
△9△8	△7	56.39 [2.220]	58.42 [2.300]	21	22	7-103639-1
△9△8	△7	53.85 [2.120]	55.88 [2.200]	20	21	7-103639-0
△9△8	△7	51.31 [2.020]	53.34 [2.100]	19	20	6-103639-9
△9△8	△7	48.77 [1.920]	50.80 [2.000]	18	19	6-103639-8
△9△8	△7	46.23 [1.820]	48.26 [1.900]	17	18	6-103639-7
△9△8	△7	43.69 [1.720]	45.72 [1.800]	16	17	6-103639-6
△9△8	△7	41.15 [1.620]	43.18 [1.700]	15	16	6-103639-5
△9△8	△7	38.61 [1.520]	40.64 [1.600]	14	15	6-103639-4
△9△8	△7	36.07 [1.420]	38.10 [1.500]	13	14	6-103639-3
△9△8	△7	33.53 [1.320]	35.56 [1.400]	12	13	6-103639-2
△9△8	△7	30.99 [1.220]	33.02 [1.300]	11	12	6-103639-1
△9△8	△7	28.45 [1.120]	30.48 [1.200]	10	11	6-103639-0
△9△8	△7	25.91 [1.020]	27.94 [1.100]	9	10	5-103639-9
△9△8	△7	23.37 [.920]	25.40 [1.000]	8	9	5-103639-8
△9△8	△7	20.83 [.820]	22.86 [.900]	7	8	5-103639-7
△9△8	△7	18.29 [.720]	20.32 [.800]	6	7	5-103639-6
△9△8	△7	15.75 [.620]	17.78 [.700]	5	6	5-103639-5
△9△8	△7	13.21 [.520]	15.24 [.600]	4	5	5-103639-4
△9△8	△7	10.67 [.420]	12.70 [.500]	3	4	5-103639-3
△9△8	△7	8.13 [.320]	10.16 [.400]	2	3	5-103639-2
△9△8	△7	5.59 [.220]	7.62 [.300]	1	2	5-103639-1

△11 OBSOLETE
 △11 OBSOLETE
 △11 OBSOLETE
 △11 SUPERSEDED BY 7-103639-1
 △11 OBSOLETE
 △11 SUPERSEDED BY 6-103639-0

△5	15.75 [.620]	17.78 [.700]	5	6	3-103639-3
△5	10.67 [.420]	12.70 [.500]	3	4	3-103639-2
△5	8.13 [.320]	10.16 [.400]	2	3	3-103639-1
△5	30.99 [1.220]	33.02 [1.300]	11	12	3-103639-0
△5	25.91 [1.020]	27.94 [1.100]	9	10	2-103639-9
△5	20.83 [.820]	22.86 [.900]	7	8	2-103639-8
△5	18.29 [.720]	20.32 [.800]	6	7	2-103639-7
△5	13.21 [.520]	15.24 [.600]	4	5	2-103639-6
△5	5.59 [.220]	7.62 [.300]	1	2	2-103639-5
△1	64.01 [2.520]	66.04 [2.600]	24	25	2-103639-4
△1	61.47 [2.420]	63.50 [2.500]	23	24	2-103639-3
△1	58.93 [2.320]	60.96 [2.400]	22	23	2-103639-2
△1	56.39 [2.220]	58.42 [2.300]	21	22	2-103639-1
△1	53.85 [2.120]	55.88 [2.200]	20	21	2-103639-0
△1	51.31 [2.020]	53.34 [2.100]	19	20	1-103639-9
△1	48.77 [1.920]	50.80 [2.000]	18	19	1-103639-8
△1	46.23 [1.820]	48.26 [1.900]	17	18	1-103639-7
△1	43.69 [1.720]	45.72 [1.800]	16	17	1-103639-6
△1	41.15 [1.620]	43.18 [1.700]	15	16	1-103639-5
△1	38.61 [1.520]	40.64 [1.600]	14	15	1-103639-4
△1	36.07 [1.420]	38.10 [1.500]	13	14	1-103639-3
△1	33.53 [1.320]	35.56 [1.400]	12	13	1-103639-2
△1	30.99 [1.220]	33.02 [1.300]	11	12	1-103639-1
△1	28.45 [1.120]	30.48 [1.200]	10	11	1-103639-0
△1	25.91 [1.020]	27.94 [1.100]	9	10	103639-9
△1	23.37 [.920]	25.40 [1.000]	8	9	103639-8
△1	20.83 [.820]	22.86 [.900]	7	8	103639-7
△1	18.29 [.720]	20.32 [.800]	6	7	103639-6
△1	15.75 [.620]	17.78 [.700]	5	6	103639-5
△1	13.21 [.520]	15.24 [.600]	4	5	103639-4
△1	10.67 [.420]	12.70 [.500]	3	4	103639-3
△1	8.13 [.320]	10.16 [.400]	2	3	103639-2
△1	5.59 [.220]	7.62 [.300]	1	2	103639-1

THIS DRAWING IS A CONTROLLED DOCUMENT.		DWN S.SHUEY 05MAR91	TE Connectivity	
DIMENSIONS: mm [INCHES]		CHK L.CASTAGNA 27MAR93	NAME	
TOLERANCES UNLESS OTHERWISE SPECIFIED: 0 PLC ± - 1 PLC ± - 2 PLC ± 0.13[.005] 3 PLC ± - 4 PLC ± - ANGLES ± -		APVD L.CASTAGNA 27MAR93	PRODUCT SPEC 108-25034	
MATERIAL		FINISH SEE TABLE	WEIGHT -	SIZE A2
HOUSING:		CUSTOMER DRAWING		SCALE 1:1
		APPLICATION SPEC 114-25026		CAGE CODE -
		DRAWING NO C=103639		RESTRICTED TO -
		SHEET 2 OF 2		REV W3