


## 352332-1 Product Details



**352332-1**

TE Internal Number: 352332-1



### 2mm Hard Metric PCB Mount Connectors (Z-PACK 2mm HM)

 Always EU RoHS compliant but not ELV

[Compliant](#) ([Find RoHS Compliant Alternates/Statement of Compliance](#))

#### Product Highlights:

- Connector
- Connector Assembly
- Connector Style = Plug
- Type = Type A
- Interface Type = 2mm HM

### Documentation & Additional Information

#### Product Drawings:

- [MALE ASSEMBLY, Z-PACK 2mm HM, TYPE A](#) (PDF, English)

#### Catalog Pages/Data Sheets:

- None Available

#### Product Specifications:

- [Z-Pack 2 mm HM CONNECTORS](#) (PDF, English)

#### Application Specifications:

- [Z-PACK 2mm HM Interconnection System for Board-to-Bo...](#) (PDF, English)

#### Instruction Sheets:

- None Available

#### CAD Files: (CAD Format & Compression Information)

- [2D Drawing](#) (DXF, Version D)
- [3D Model](#) (IGES, Version D)
- [3D Model](#) (STEP, Version D)

#### Additional Information:

- [Product Line Information](#)

#### Related Products:

- [Tooling](#)
- [Mating Products \(1\)](#)

### Product Features (Please use the Product Drawing for all design activity)

#### Product Type Features:

- Product Type = Connector
- Connector Type = Connector Assembly
- [PCB Mounting Orientation](#) = Vertical

#### Mechanical Attachment:

- [Board Mount](#) = Free Board
- Front Mating Level = Level 1
- Shield Type = Ground Return Shielding

#### Electrical Characteristics:

- [Shielded](#) = Yes

#### Termination Features:

- [Interface Type](#) = 2mm HM
- Termination End Plating = Tin-Lead over Nickel

#### Dimensions:

- [Module Length \(mm \[in\]\)](#) = 50.00 [1.968]

#### Body Features:

- [Type](#) = Type A
- CompactPCI Designation = P1 Hot Swap

#### Contact Features:

- [Contact Configuration](#) = Signal
- [Feedthrough Post Length \(mm \[in\]\)](#) = 3.70 [0.145]
- CompactPCI = Yes
- [Contact Plating, Mating Area, Material](#) = Performance-Based
- [Grounding Contact](#) = Without
- Contact Style = Short Tail
- Number of Signal Contacts = 110
- Contact Base Material = Phosphor Bronze

#### Housing Features:

- Connector Style = Plug
- [Mating Alignment](#) = With
- [Mating Alignment Type](#) = Multi-Purpose Center
- Housing Color = Gray
- Housing Material = Polyester GF
- UL Flammability Rating = UL 94V-0

#### Configuration Features:

- [Number of Rows](#) = 5+2
- [Number of Positions](#) = 154
- [Crosstalk Version](#) = Standard
- Rows Loaded = Z, F, E, D, B, A, C

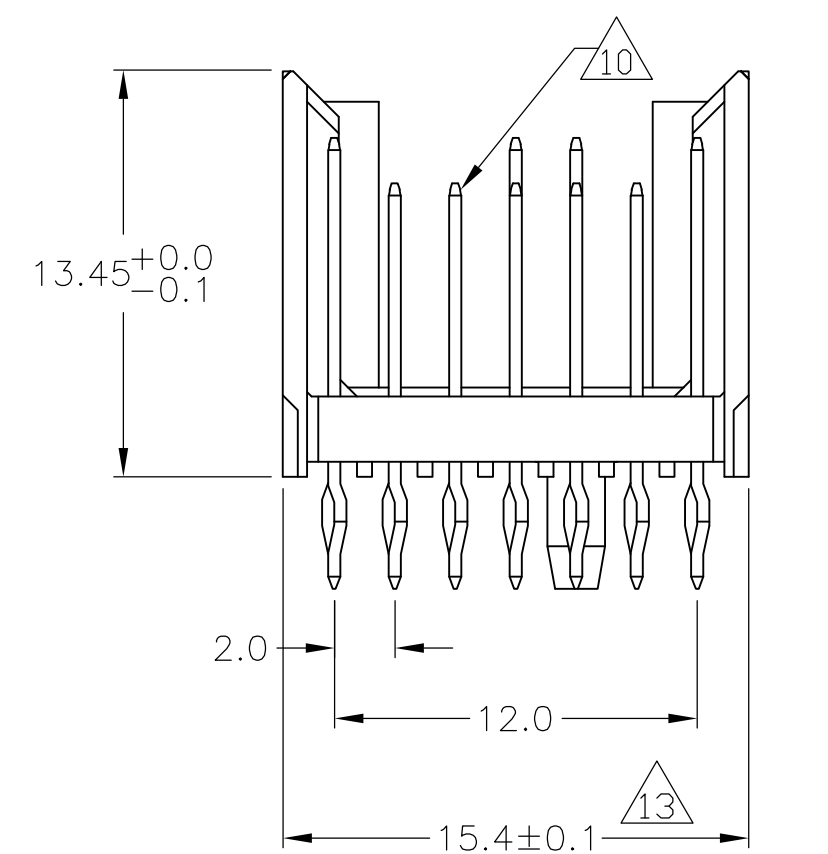
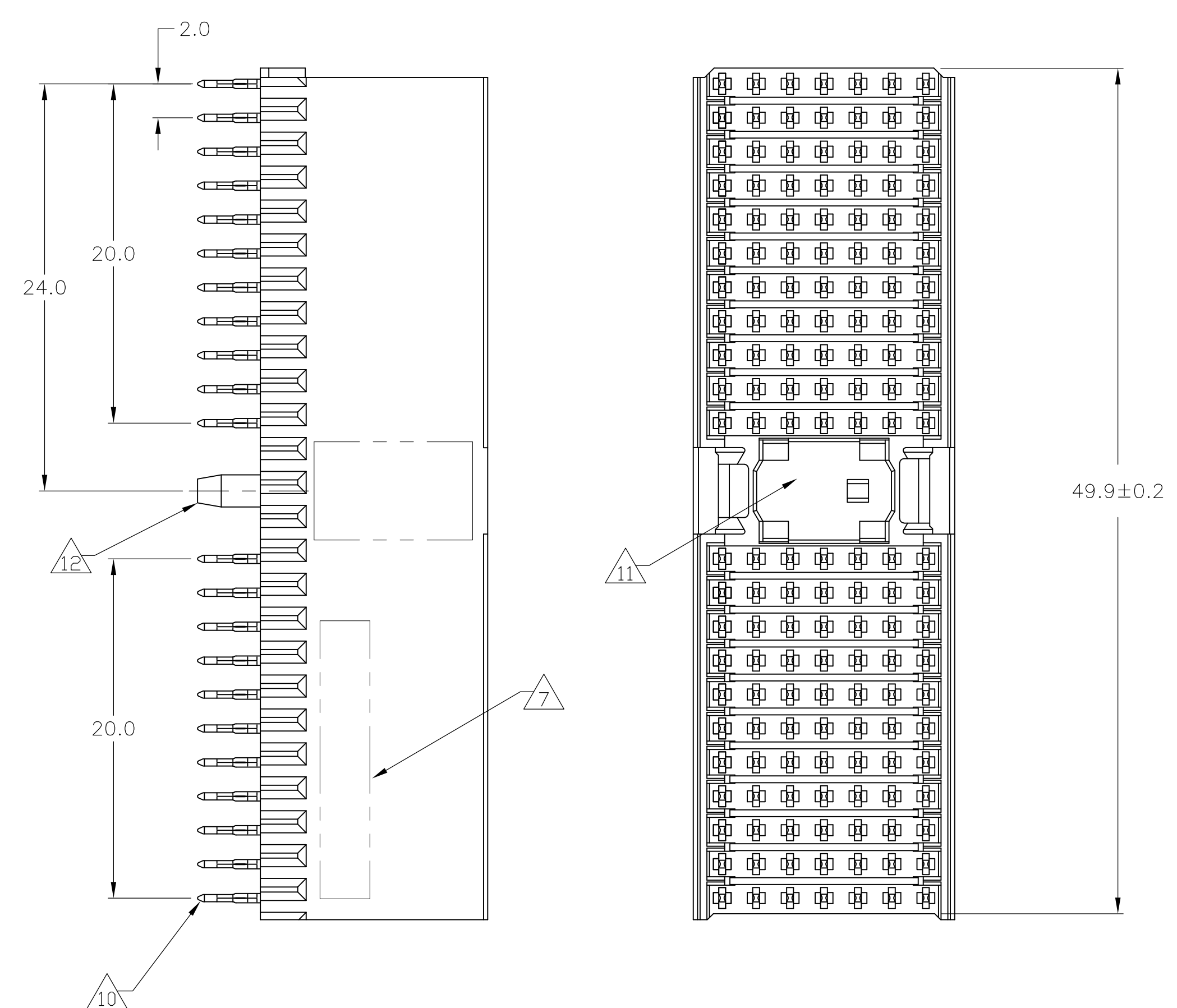
#### Industry Standards:

- [RoHS/ELV Compliance](#) = RoHS/Not ELV Compliant
- [Lead Free Solder Processes](#) = Not relevant for lead free process
- RoHS/ELV Compliance History = Always was RoHS not ELV compliant

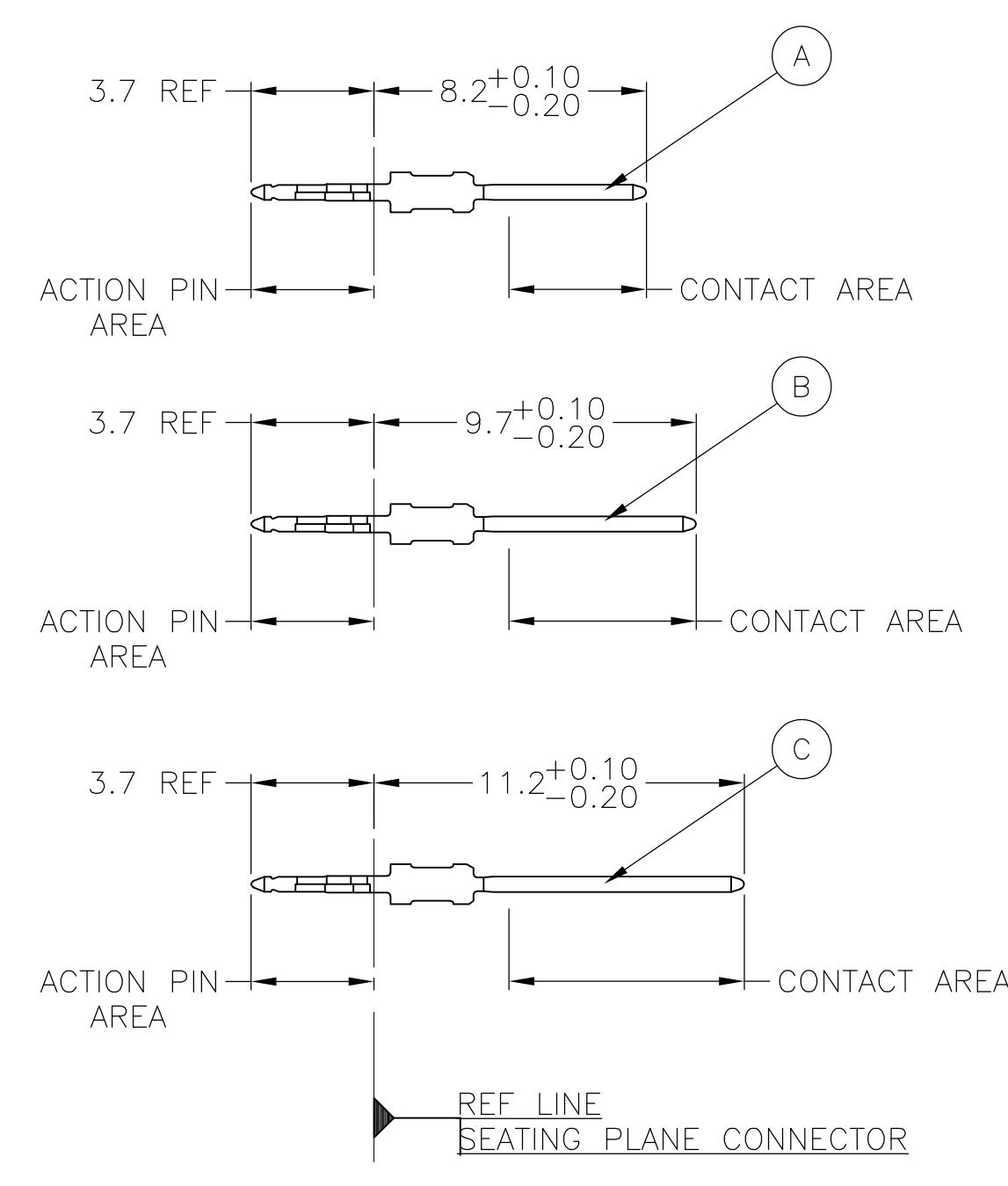
#### Other:

- Brand = AMP

### CONNECTOR ASSEMBLY EXAMPLARY LOADED



### CONTACT DIMENSIONS SCALE 5:1

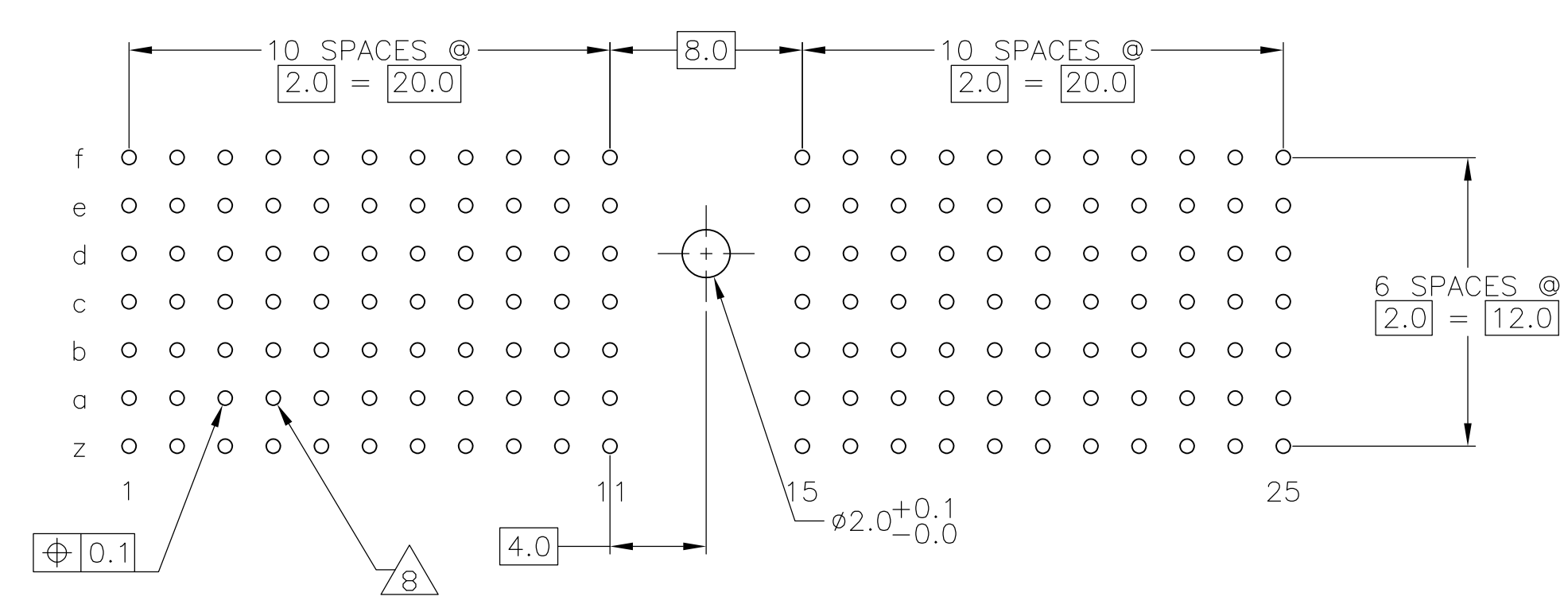


### CONTACT LAYOUT

	z	a	b	c	d	e	f
1	C	B	B	B	B	B	C
2	C	B	B	C	B	B	C
3	C	B	B	B	C	B	C
4	C	B	B	C	B	B	C
5	C	B	B	B	B	B	C
6	C	B	B	B	B	B	C
7	C	B	B	B	C	B	C
8	C	B	B	B	B	B	C
9	C	B	B	B	C	B	C
10	C	B	B	B	B	B	C
11	C	B	B	B	A	B	C
MULTI PURPOSE CENTER							
15	C	B	B	B	C	B	C
16	C	B	B	B	B	B	C
17	C	B	A	B	C	B	C
18	C	B	B	B	B	B	C
19	C	B	B	B	C	B	C
20	C	B	B	C	B	B	C
21	C	B	B	B	C	B	C
22	C	B	B	C	B	B	C
23	C	B	B	B	C	B	C
24	C	B	B	B	B	B	C
25	C	B	B	B	B	B	C

### RECOMMENDED PCB-HOLE LAYOUT COMPONENT SIDE SHOWN

### PLATED THRU HOLES PARAMETERS REFERENCE APPLICATION SPECIFICATION



OBSOLETE	2 3 15	3-352332-0
	2 6 14	1-352332-9
	2 5 14	352332-9
	2 4	352332-4
	2 3	352332-1
FINISH		PART NUMBER

THIS DRAWING IS A CONTROLLED DOCUMENT.

DIMENSIONS: mm	TOLERANCES UNLESS OTHERWISE SPECIFIED:	DIN B CARBO 26JUL05	26JUL05	Tyco Electronics Corporation Harrisburg, Pa 17105-3608
0-PLC ±	1-PLC ±0.1	26JUL05	26JUL05	MALE ASSEMBLY, Z-PACK 2mm HM, TYPE A
2-PLC ±	3-PLC ±	APVD G SKIPPER	APVD G SKIPPER	108-19082
4-PLC ±	ANGLES	PRODUCT SPEC	APPLICATION SPEC	114-19029
MATERIAL	FINISH	WEIGHT	SIZE	CAGE CODE
1	SEE TABLE	—	A1	00779
CUSTOMER DRAWING		SCALE 4:1	SHEET 1 OF 2	REV H1

LOC		DIST		REVISIONS				
P	LTR	DESCRIPTION	DATE	DN	APVD			
AD	00	SEE SHEET 1	-	-	-			

- 1 MATERIAL:  
CONTACT: PHOSPHOR BRONZE.  
HOUSING: GLASS-FILLED POLYESTER.
- 2 GENERAL PLATING SPECIFICATION: UNDERPLATING  
(ENTIRE CONTACT): 1.27µm MIN NICKEL AND ACTION  
PIN: 0.5µm MIN TIN LEAD.  
FOR PLATING OF MATING SURFACES SEE APPLICABLE  
SPECIFICATION REFERENCE FOR EACH DASH NUMBER.
- 3 CONFORMS TO ALL TESTING ACCORDING TO IEC 61076-4-101  
PERFORMANCE LEVEL 2.
- 4 CONFORMS TO ALL TESTING ACCORDING TO IEC 61076-4-101  
PERFORMANCE LEVEL 1.
- 5 CONNECTOR TESTED AND QUALIFIED AGAINST TELCORDIA GR-1217-CORE QUALITY LEVEL 3,  
CENTRAL OFFICE APPLICATIONS.
- 6 CONNECTOR TESTED AND QUALIFIED AGAINST TELCORDIA GR-1217-CORE QUALITY LEVEL 3,  
UNCONTROLLED ENVIROMENT APPLICATIONS.
- 7 CONNECTOR MARKED WITH PART NUMBER AND DATE CODE.  
ADDITIONAL CHARACTERS OR MARKINGS, AS WELL AS THE LOCATION OF THE MARKINGS,  
MAY BE ADDED FOR TRACEABILITY BASED UPON MANUFACTURERS DISCRETION.
- 8 PLATED-THROUGH HOLES AT 2x2mm SQUARE GRID  
PATTERN DEFINED BY CONTACT LAYOUT.
- 9 FOR ACTUAL PIN LOADING SEE "CONTACT LAYOUT".
- 10 FOR ACTUAL PIN DIMENSIONS SEE "CONTACT DIMENSIONS".
- 11 AREA RESERVED FOR KEYING PART (BASIC P/N 100525)
- 12 POLARIZATION FEATURE.
- 13 TO BE MEASURED AT BOTTOM OF SHROUD.
- 14 CONNECTOR LUBRICATED WITH BELCORE APPROVED LUBRICANT,  
TECHNICAL REFERENCE: TR-NWT-001217 ISSUE 1, SEP 1992.
- 15 0.76µm MIN GOLD PLATING ON MATING SURFACES

THIS DRAWING IS A CONTROLLED DOCUMENT.		DIN B CARBO	26JUL05		Tyco Electronics Corporation Harrisburg, Pa 17105-3608	
		CHK G SKIPPER	26JUL05			
DIMENSIONS: mm		TOLERANCES UNLESS OTHERWISE SPECIFIED:		APVD G SKIPPER	26JUL05	NAME
		0-PLC ±	±0.2	PRODUCT SPEC		MALE ASSEMBLY, Z-PACK 2mm HM, TYPE A
		1-PLC ±	±0.1	108-19082		
		2-PLC ±	±0.1	APPLICATION SPEC		
		3-PLC ±	±0.1	114-19029		
		4-PLC ±	±0.1	SIZE		CAGE CODE
		ANGLES	±0.1	DRAWING NO		RESTRICTED TO
MATERIAL SEE SHEET 1	FINISH SEE SHEET 1	WEIGHT	-	A1 00779 C=352332		-
CUSTOMER DRAWING				SCALE	4:1	SHEET 2 OF 2 REV H1