

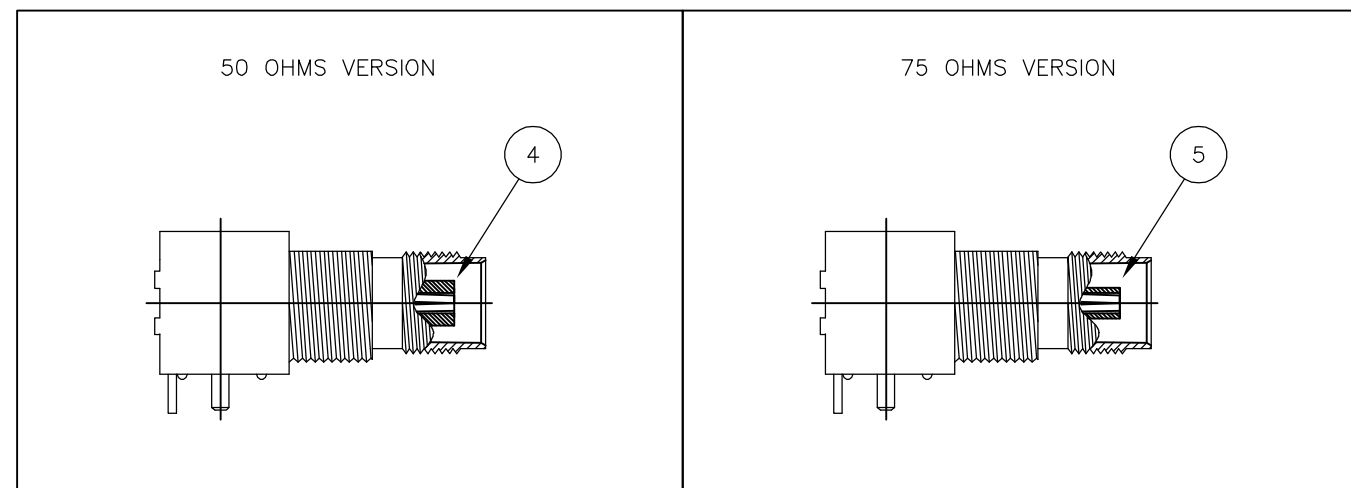
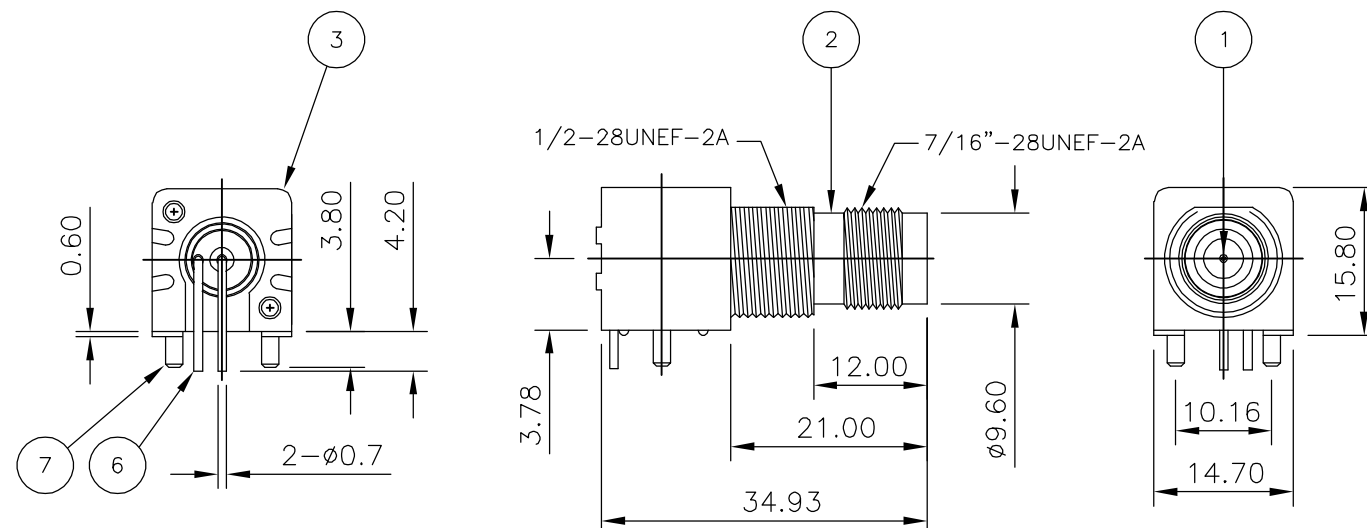
THIS DRAWING IS UNPUBLISHED. RELEASED FOR PUBLICATION OCTOBER ,2006.

© COPYRIGHT 2006 BY TYCO ELECTRONICS CORPORATION. ALL RIGHTS RESERVED.

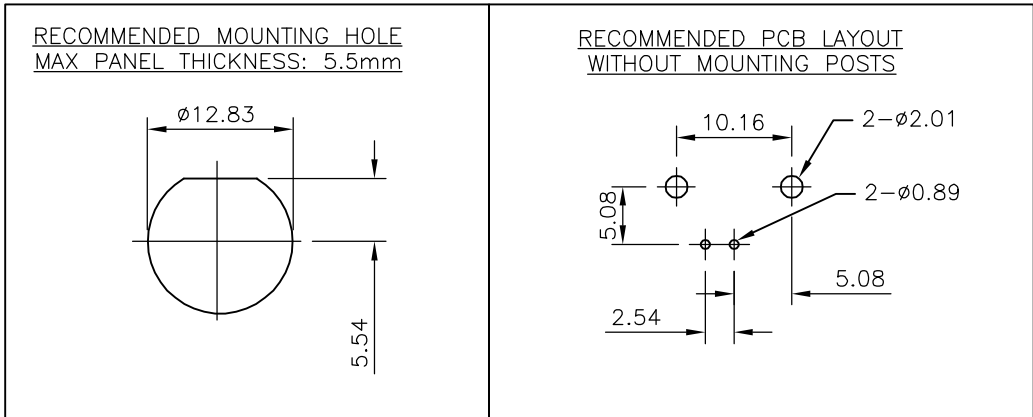
LOC	DIST	REVISIONS					
E	B	P	LTR	DESCRIPTION	DATE	DWN	APVD
		A		FIRST ISSUE	04OCT06	JMS	FWK

NOTES:

- 1 SINGLE PACK IN ACCORDANCE WITH AMP SPEC 107-3275
- 2 50 TRAY PACK IN ACCORDANCE WITH AMP SPEC 107-3275
- 3 Au PLATING
- 4 Ni PLATING
- 5 RECOMMENDED MOUNT NUT 1-1634816-0
- 6 RECOMMENDED LOCKWASHER 1-1634817-0
- 7 CHARACTERISTICS  
 FREQUENCY RANGE: 50 OHM - DC - 4GHz  
 75 OHM - DC - 2GHz  
 NOMINAL IMPEDANCE: 50 & 75 OHMS  
 WORKING VOLTAGE: 500V RMS  
 INSULATION RESISTANCE: 5000 MOHMS  
 DIELECTRIC WITHSTAND VOLTAGE: 1500V RMS  
 CONTACT RESISTANCE:  
 CENTRE CONTACT 1.5 mOHMS  
 OUTER CONTACT 0.2 mOHMS
- 8 MECHANICAL CHARACTERISTICS  
 DURABILITY: 50 CYCLES
- 9 FOR TECHNICAL DATA REFER TO YOUR LOCAL TYCO ELECTRONICS SALES OFFICE
- 10 ALL DIMENSIONS ARE NOMINAL FOR REFERENCE ONLY UNLESS OTHERWISE STATED



QTY	QTY	QTY	QTY	MATERIAL	DESCRIPTION	ITEM
2	2	2	2	BRASS	MOUNTING POST	7
1	1	1	1	BRASS	SOLDER TAIL	6
1	1	-	-	PE-606	INSULATOR	5
-	-	1	1	PE-606	INSULATOR	4
1	1	1	1	POLYESTER WHITE	BODY	3
1	1	1	1	ZINC ALLOY	BODY	2
1	1	1	1	PHOS BRONZE	CONTACT	1
5--3	5--2	5--1	5--0	MATERIAL	DESCRIPTION	ITEM
1	2	1	2			



THIS DRAWING IS A CONTROLLED DOCUMENT.		DWN J.SANDWELL 04OCT06	Tyco Electronics Corporation Bideford EX39 4HE	
DIMENSIONS: mm		CHK S.PARLOW 04OCT06		
TOLERANCES UNLESS OTHERWISE SPECIFIED:		APVD F.WHEELER-KING 04OCT06	NAME TNC R/A INSULATED PCB SOCKET 50 & 75 OHM	
0 PLC ± - 1 PLC ± - 2 PLC ± - 3 PLC ± - 4 PLC ± - ANGLES ± -		PRODUCT SPEC -	SIZE CAGE CODE DRAWING NO RESTRICTED TO	
MATERIAL SEE TABLE		FINISH SEE TABLE	A3 00779 C-1814807	
CUSTOMER DRAWING		WEIGHT -	SCALE NTS SHEET 1 OF 1 REV A	