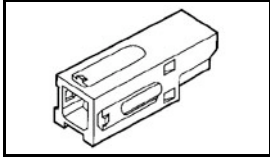


53894-3 Product Details

[Share](#) [Print](#) [Email](#)




53894-3

TE Internal Number: 53894-3

 Active

[View 3D PDF](#)

Power Lock Connectors

 Always EU RoHS/ELV Compliant
(Statement of Compliance)

Product Highlights:

- Wire-to-Wire
- Applies To Wire/Cable
- Connector
- 1 Positions
- Housing Color = Green

[View all Features](#)

Quick Links

- ▶ [Pricing & Availability](#)
- ▶ [Search for Tooling](#)
- ▶ [Product Feature Selector](#)
- ▶ [Contact Us About This Product](#)

[Add to My Part List](#)

[Request Sample](#)

[Find Similar Products](#)

[Buy Product](#)

Documentation & Additional Information

Product Drawings:

- [CONNECTOR ASSEMBLY, SINGLE, SERIES 1, POWER LOCK \(PDF, English\)](#)

Catalog Pages/Data Sheets:

- None Available

Product Specifications:

- [Connector, Power Lock, Series I \(PDF, English\)](#)

Application Specifications:

- [Power Lock 75 Series Contacts \(PDF, English\)](#)
- [Power-Lock 75 Series Contacts \(PDF, Japanese\)](#)

Instruction Sheets:

- [Power Lock Connectors \(Series I\) \(Accept Contact 53892 \(PDF, English\)](#)

CAD Files: (CAD Format & Compression Information)

- [2D Drawing \(DXF, Version L\)](#)
- [3D Model \(IGES, Version L\)](#)
- [3D Model \(STEP, Version L\)](#)

[List all Documents](#)

Additional Information:

- [Product Line Information](#)

Related Products:

- [Tooling](#)

Product Features (Please use the Product Drawing for all design activity)

Product Type Features:

- Product Type = Connector
- Connector Type = Housing
- PCB Mount Retention = Without
- Sealed = No
- CSA File Number = LR7189
- Wire/Cable Type = Discrete Wire

Mechanical Attachment:

- Mating Retention Type = Lock

Dimensions:

- Length (X-Axis) (mm [in]) = 24.71 [0.973]
- Width (Z-Axis) (mm [in]) = 8.05 [0.317]
- Profile Height (Y-Axis) (mm [in]) = 8.05 [0.317]

Industry Standards:

- [RoHS/ELV Compliance](#) = RoHS compliant, ELV compliant
- [Lead Free Solder Processes](#) = Not relevant for lead free process
- [RoHS/ELV Compliance History](#) = Always was RoHS compliant
- [VDE Tested](#) = No
- [Agency/Standard](#) = UL, CSA
- [UL Rating](#) = Recognized
- [UL File Number](#) = E28476
- [CSA Certified](#) = Yes

Conditions for Usage:

- Applies To = Wire/Cable

Body Features:

- Mating Retention = With

Housing Features:

- Housing Color = Green
- Connector Style = Plug - Receptacle
- Mating Alignment = Without

Configuration Features:

- [Number of Positions](#) = 1
- Custom Configurable = Yes

Operation/Application:

- Application Use = Wire-to-Wire
- Contact Transmits (Typical Application) = Power

Packaging Features:

- Packaging Method = Loose Piece

Other:

- Brand = AMP

Corporate Information

[About TE](#)
[Investors](#)
[News Room](#)
[Supplier Portal](#)
[Careers](#)
[Terms & Conditions](#)
[Privacy Policy](#)
[AODA Accessibility Policy](#)
[AODA Multi-Year Accessibility Plan](#)

Quick Links

[Distributor Inventory](#)
[Product Cross Reference](#)
[Documents & Drawings](#)
[Product Compliance Support Center](#)
[Site Map](#)

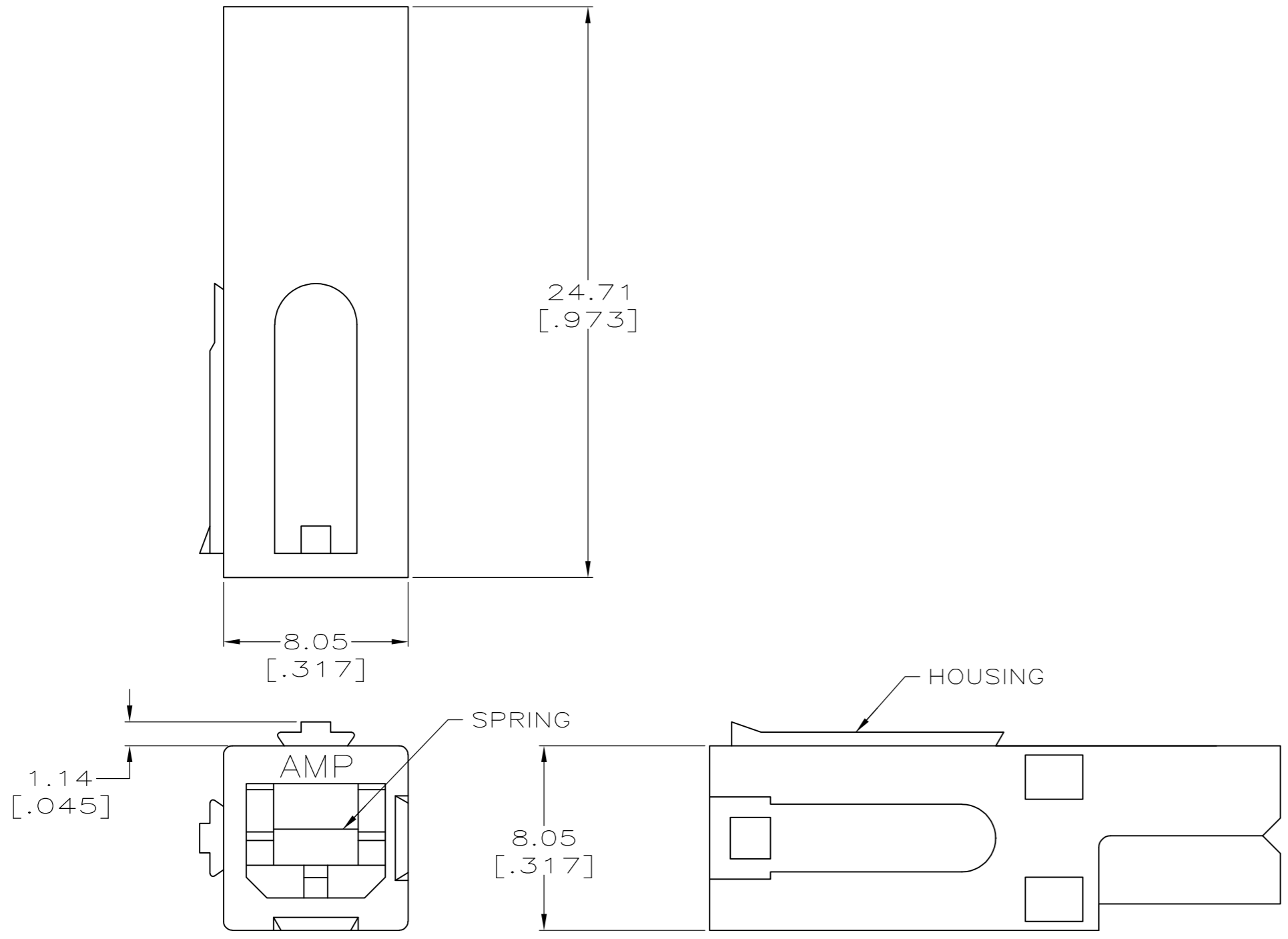
Customer Support

[Email or Chat With Us](#)
[Find a Phone Number](#)
[Knowledge Base](#)
[Manage Your Account](#)

Keep Me Informed

THIS DRAWING IS UNPUBLISHED. RELEASED FOR PUBLICATION
 © COPYRIGHT - By - ALL RIGHTS RESERVED.

LOC	DIST	REVISIONS					
FT	60	P	LTR	DESCRIPTION	DATE	OWN	APVD
		L2		REVISED PER ECO-11-005027	12MAR11	RK	HMR



- ① MATERIAL: HOUSING - SEE TABLE.
SPRING - STAINLESS STEEL.
- ② DIMENSIONS ARE MAXIMUM.
- ③ SEE RESTRICTED CUSTOMER DRAWING 1-53894-1. OBSOLETE
- ④ SEE RESTRICTED CUSTOMER DRAWING 1-53894-2. OBSOLETE
- ⑤ SEE RESTRICTED CUSTOMER DRAWING 1-53894-3. OBSOLETE
- ⑥ SEE RESTRICTED CUSTOMER DRAWING 1-53894-4.
- ⑦ OBSOLETE PARTS: OBSOLETE CIS STREAMLINING PER D.RENAUD/D.SINISI

-	-	⑥	
-	-	⑤	
-	-	④	
-	-	③	
SUPERSEDED BY -2 SUPERSEDED BY -4	POLYCARBONATE UL 94 V-0	BLACK	53894-9
		RED	53894-8
	POLYESTER	NATURAL	53894-7
	POLYCARBONATE	BLUE	53894-6
		YELLOW	53894-5
		RED	53894-4
		GREEN	53894-3
		BLACK	53894-2
		WHITE	53894-1
	HOUSING MATERIAL	COLOR	PART NO

THIS DRAWING IS A CONTROLLED DOCUMENT.		DWN J. GALLUCCI/UTA 5-20-94	TE Connectivity																									
DIMENSIONS: mm[INCHES]		CHK N. JONES 5-24-94																										
TOLERANCES UNLESS OTHERWISE SPECIFIED:		APVD D. KEMPKA 5-25-94	NAME CONNECTOR ASSEMBLY, SINGLE, SERIES 1, POWER LOCK																									
<table border="1"> <tr><td>0</td><td>PLC</td><td>±</td><td>-</td></tr> <tr><td>1</td><td>PLC</td><td>±</td><td>-</td></tr> <tr><td>2</td><td>PLC</td><td>±</td><td>-</td></tr> <tr><td>3</td><td>PLC</td><td>±</td><td>-</td></tr> <tr><td>4</td><td>PLC</td><td>±</td><td>-</td></tr> <tr><td colspan="2">ANGLES</td><td>±</td><td>-</td></tr> </table>		0	PLC	±	-	1	PLC	±	-	2	PLC	±	-	3	PLC	±	-	4	PLC	±	-	ANGLES		±	-	PRODUCT SPEC 108-11026	SIZE A2	
0	PLC	±	-																									
1	PLC	±	-																									
2	PLC	±	-																									
3	PLC	±	-																									
4	PLC	±	-																									
ANGLES		±	-																									
MATERIAL		APPLICATION SPEC 114-6032	DRAWING NO 00779																									
FINISH		WEIGHT -	DRAWING NO 53894																									
CUSTOMER DRAWING		SCALE 5:1		SHEET 1 of 1																								
		REV L2																										

53894