


5499910-9 Product Details

[Share](#) [Print](#) [Email](#)



5499910-9

TE Internal Number: 5499910-9

Active

[View 3D PDF](#)

AMP-LATCH Pin and Pinless Headers

Always EU RoHS/ELV Compliant
(Statement of Compliance)

Product Highlights:

- Header
- Header Type = Universal Ejection Pin Headers
- AMP-LATCH Product Line
- Standard Profile
- 40 Positions

[View all Features](#)

Quick Links

- ▶ [Pricing & Availability](#)
- ▶ [Search for Tooling](#)
- ▶ [View Mating Products \(5\)](#)
- ▶ [Product Feature Selector](#)
- ▶ [Contact Us About This Product](#)

[Add to My Part List](#) [Request Sample](#) [Find Similar Products](#)

[Buy Product](#)

Documentation & Additional Information

Product Drawings:

- [HEADER ASSY, UNIVERSAL, AMP-LATCH](#) (PDF, English)

Catalog Pages/Data Sheets:

- [7-1773458-6_AMPLATCH_QRG](#) (PDF, English)
- [Ribbon Cable Interconnect Solutions](#) (PDF, English)

Product Specifications:

- [AMP-LATCH and IDC Header Connectors, .100 x .100 Inc...](#) (PDF, English)

Application Specifications:

- None Available

Instruction Sheets:

- None Available

CAD Files: (CAD Format & Compression Information)

- [2D Drawing](#) (DXF, Version A)
- [3D Model](#) (IGES, Version A)
- [3D Model](#) (STEP, Version A)

[List all Documents](#)

Additional Information:

- [Product Line Information](#)

Related Products:

- [Tooling](#)
- [Mating Products \(5\)](#)

Product Features (Please use the Product Drawing for all design activity)

Product Type Features:

- Connector Type = Header
- Product Line = AMP-LATCH
- Profile = Standard
- [PCB Mounting Orientation](#) = Vertical
- [PCB Mount Retention](#) = Without
- [Mating Connector Lock](#) = With
- [Ejection Latches](#) = With
- Post Size (mm [in]) = 0.64 [.025]
- Latch Type = Short
- Mating Connector Lock Type = Latch

Termination Features:

- [Termination Post Length \(mm \[in\]\)](#) = 2.79 [0.110]

Housing Features:

- [Centerline, Matrix \(mm \[in\]\)](#) = 2.54 x 2.54 [.100 x .100]
- [Mating Alignment Type](#) = Center, Dual Polarizing Bar, Military
- [Housing Style](#) = 4-Sided
- Mating Alignment = With
- Housing Material = Thermoplastic - GF
- UL Flammability Rating = UL 94V-0
- Housing Color = Black

Configuration Features:

- [Number of Positions](#) = 40
- Shrouded = Yes

Industry Standards:

<p>Dimensions:</p> <ul style="list-style-type: none"> PCB Thickness, Recommended (mm [in]) = 1.57 [0.062] <p>Body Features:</p> <ul style="list-style-type: none"> Header Type = Universal Ejection Pin Headers <p>Contact Features:</p> <ul style="list-style-type: none"> Contact Plating, Mating Area, Material = Gold (15) Contact Shape = Square Solder Tail Contact Plating = Tin 	<ul style="list-style-type: none"> RoHS/ELV Compliance = RoHS compliant, ELV compliant Lead Free Solder Processes = Wave solder capable to 240°C, Wave solder capable to 260°C, Wave solder capable to 265°C RoHS/ELV Compliance History = Always was RoHS compliant <p>Conditions for Usage:</p> <ul style="list-style-type: none"> Temperature Rating = Standard <p>Other:</p> <ul style="list-style-type: none"> Brand = AMP
---	--

Corporate Information

- [About TE](#)
- [Investors](#)
- [News Room](#)
- [Supplier Portal](#)
- [Careers](#)
- [Terms & Conditions](#)
- [Privacy Policy](#)

Quick Links

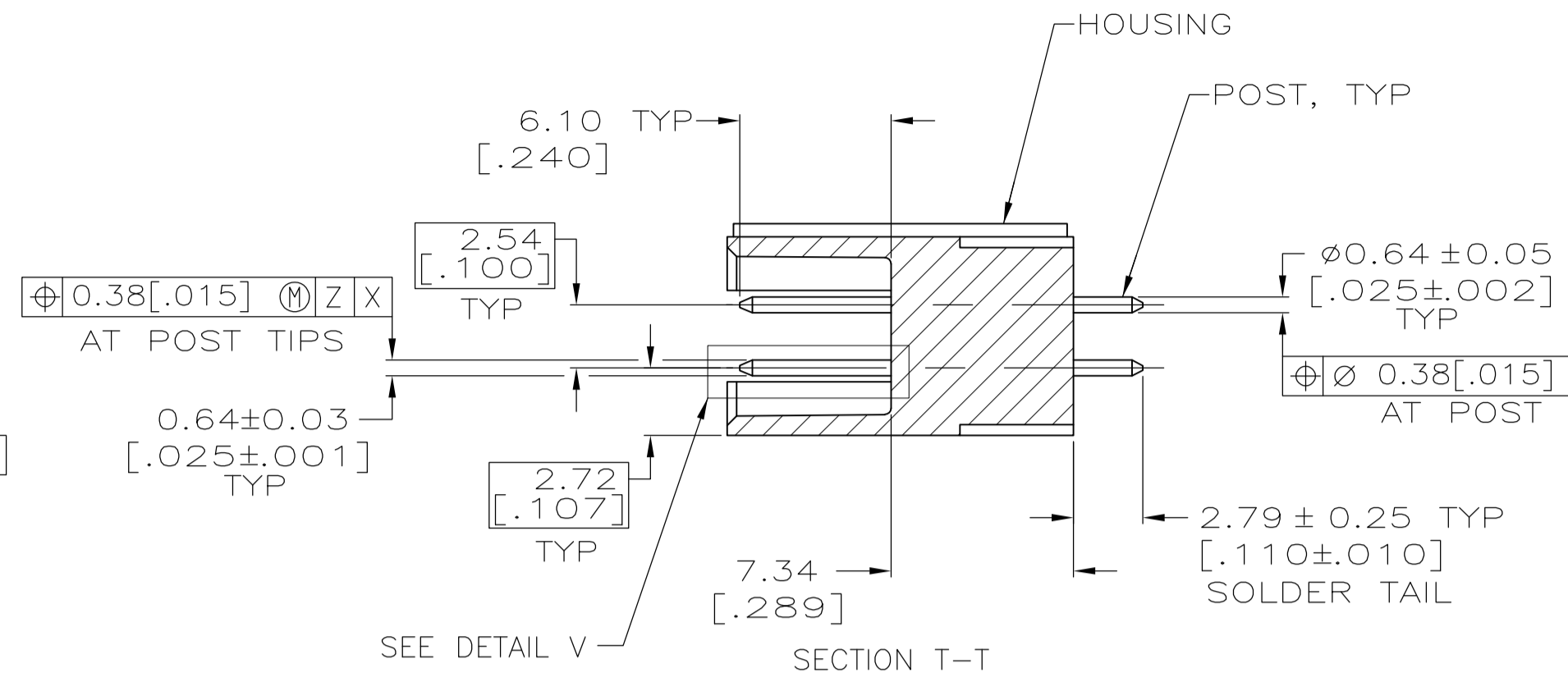
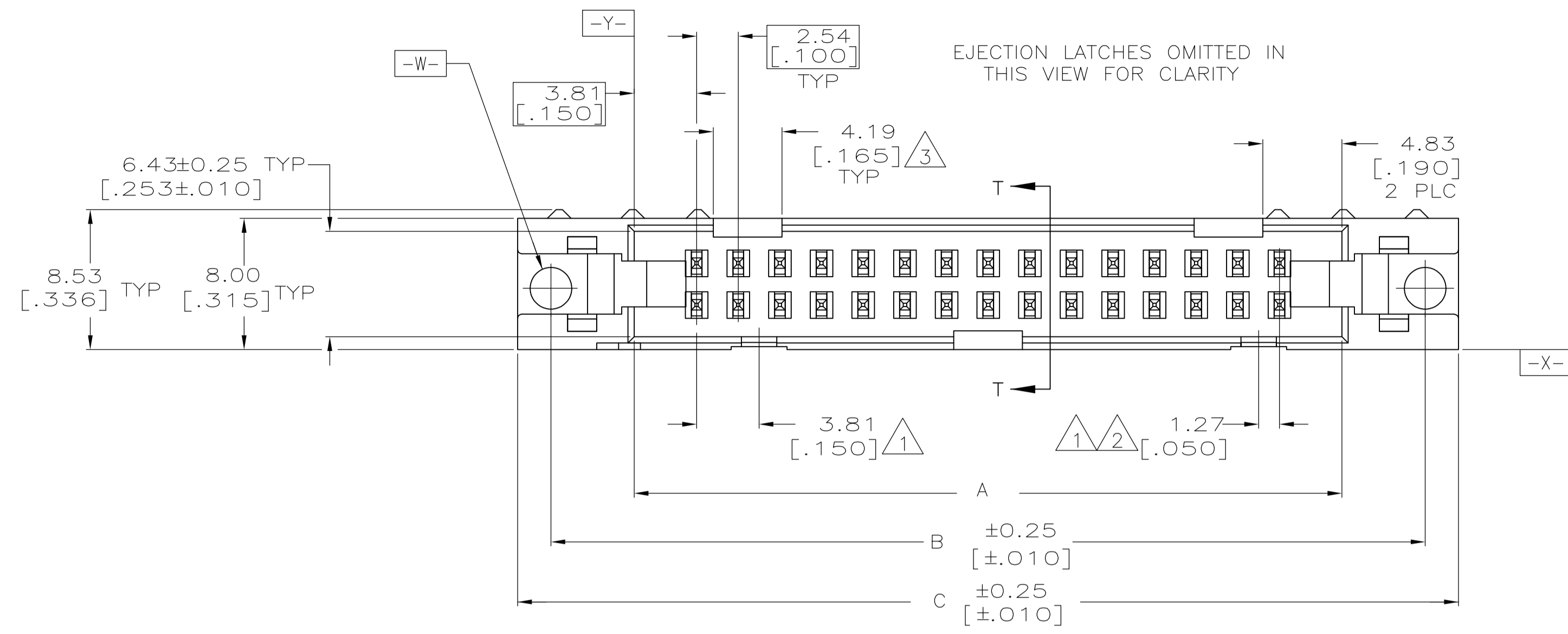
- [Distributor Inventory](#)
- [Product Cross Reference](#)
- [Documents & Drawings](#)
- [Product Compliance Support Center](#)
- [Site Map](#)

Customer Support

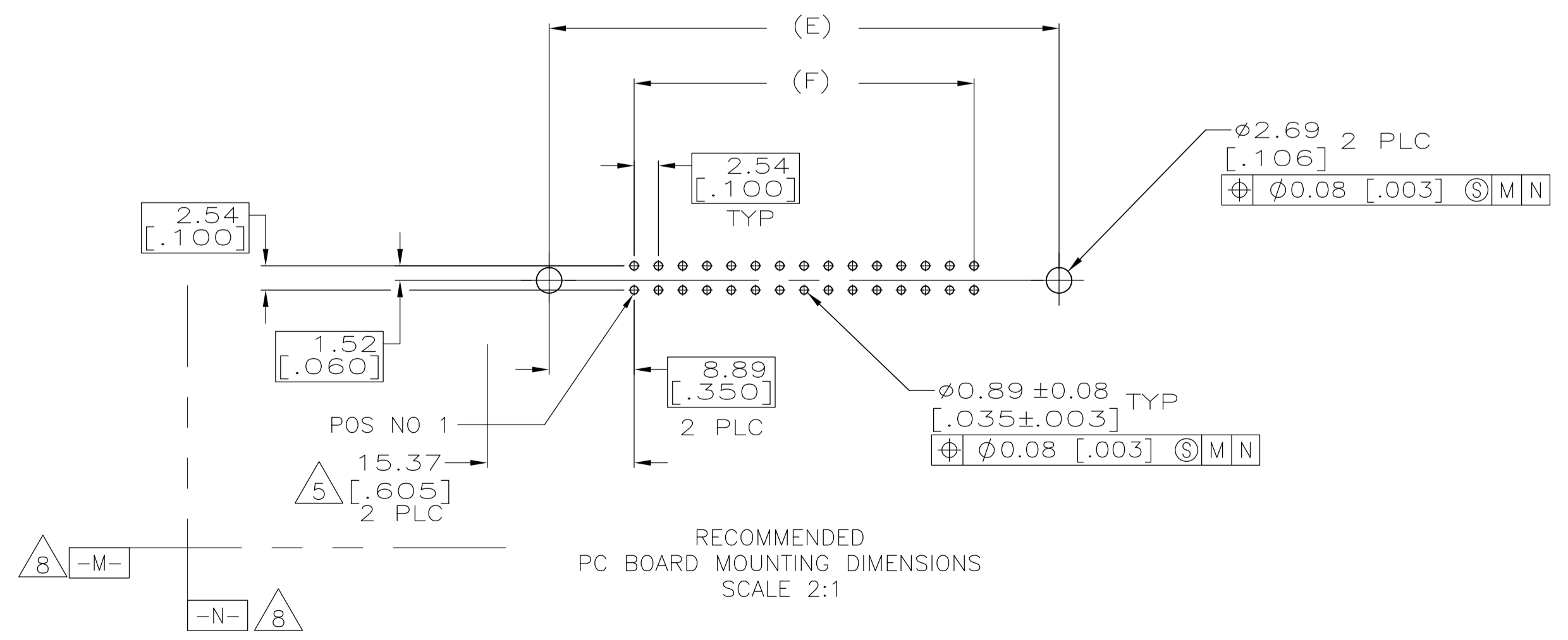
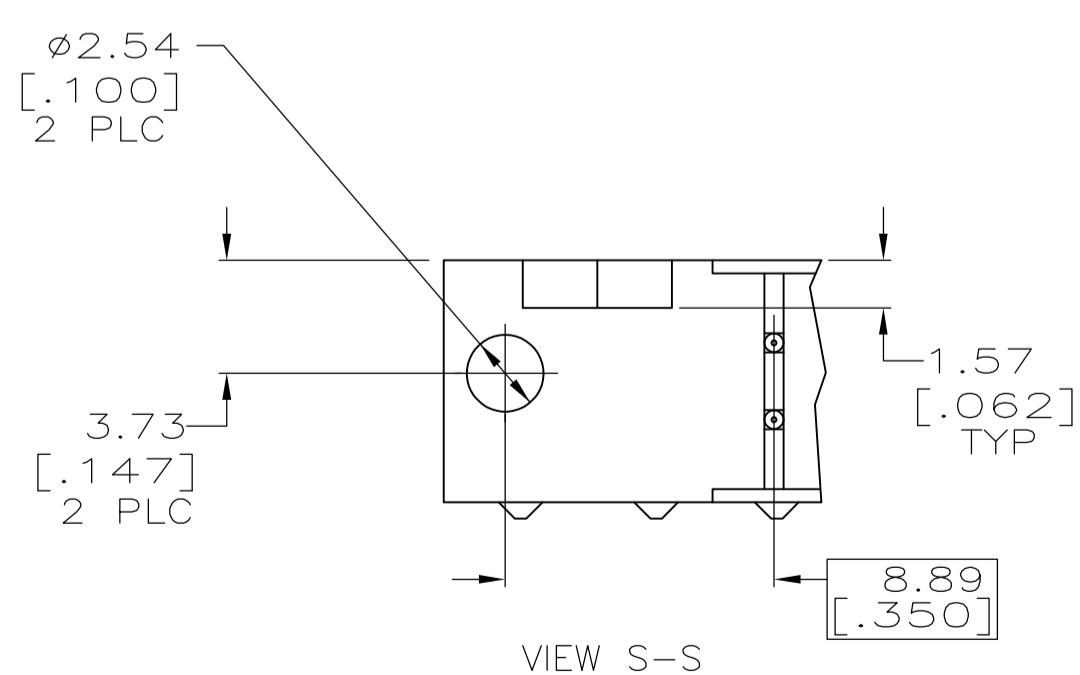
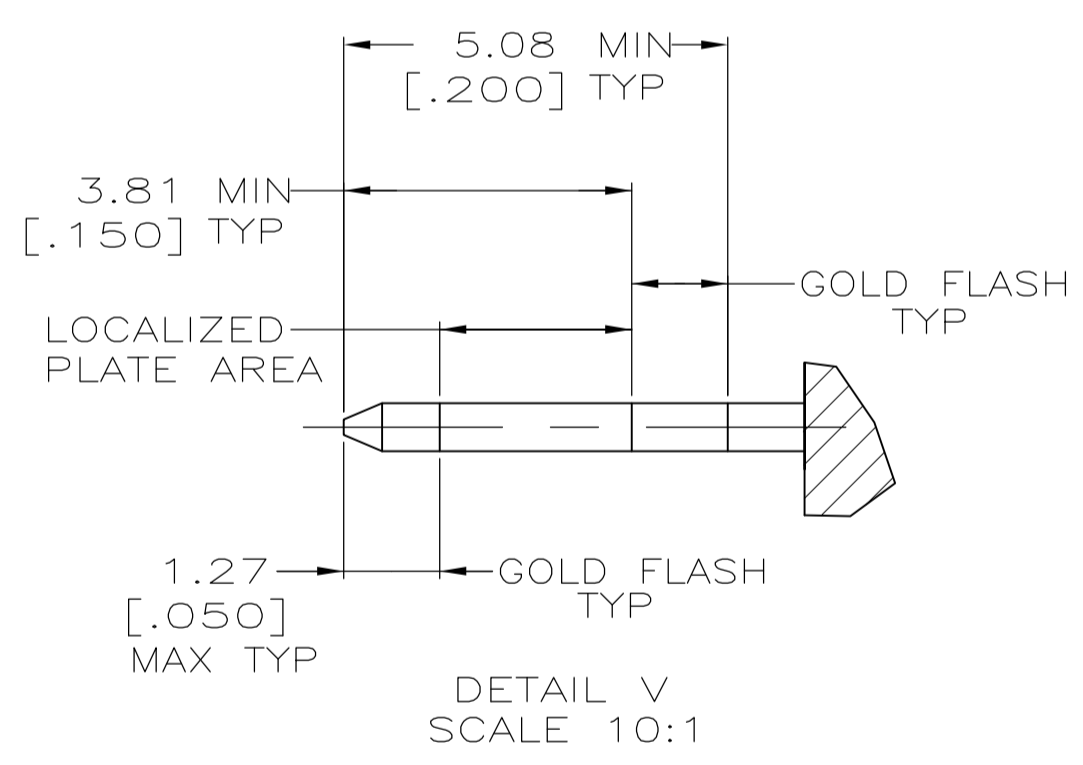
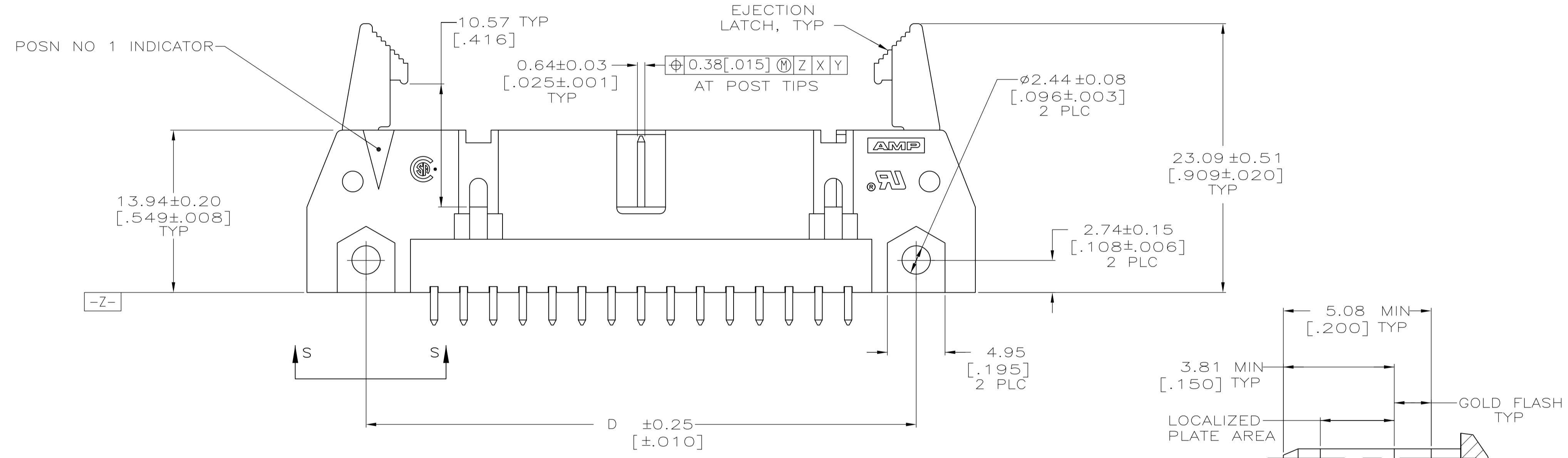
- [Email or Chat With Us](#)
- [Find a Phone Number](#)
- [Knowledge Base](#)
- [Manage Your Account](#)

Keep Me Informed





- 1. COORDINATE DIMENSION APPLIES FROM BASIC LOCATION.
- 2. 10 AND 14 POSITION SIZES CONTAIN ONLY ONE SLOT FOR SNAP-IN POLARIZER (MILITARY POLARIZATION) LOCATED AS SHOWN.
- 3. 10 POSITION SIZES CONTAIN ONLY ONE SLOT FOR DUAL POLARIZATION, LOCATED AS SHOWN.
- 4. RECOMMENDED PRINTED CIRCUIT BOARD THICKNESS IS 1.57 [.062].
- 5. DISTANCE REQUIRED BY EJECTION LATCHES IN THE OPEN POSITION.
- 6. HOUSING & LATCHES: GLASS FILLED NYLON OR POLYESTER, UL94V-0 RATED, BLACK. POSTS: PHOS BRONZE OR BRASS.
- 7. POSTS:
 GOLD FLASH OVER PALLADIUM-NICKEL PLATE, 0.38µm [.000015] MIN TOTAL ON THE LOCALIZED PLATE AREA,
 2.54µm [.000100] MIN TIN PLATE ON THE SOLDER-TAIL,
 1.27µm [.000050] MIN NICKEL UNDERPLATE ON THE ENTIRE POST.
 OR
 0.38µm [.000015] MIN GOLD PLATE ON THE LOCALIZED PLATE AREA,
 2.54µm [.000100] MIN TIN PLATE ON THE SOLDER-TAIL,
 1.27µm [.000050] MIN NICKEL UNDERPLATE ON THE ENTIRE POST.
- 8. DATUMS -M- & -N- TO BE ESTABLISHED BY CUSTOMER.



OBSOLETE	78.74 [3.100]	96.52 [3.800]	90.42 [3.560]	100.58 [3.960]	96.52 [3.800]	86.36 [3.400]	64	1-5499910-2
OBSOLETE	73.66 [2.900]	91.44 [3.600]	85.34 [3.360]	95.50 [3.760]	91.44 [3.600]	81.28 [3.200]	60	1-5499910-1
	60.96 [2.400]	78.74 [3.100]	72.64 [2.860]	82.80 [3.260]	78.74 [3.100]	68.58 [2.700]	50	1-5499910-0
	48.26 [1.900]	66.04 [2.600]	59.94 [2.360]	70.10 [2.760]	66.04 [2.600]	55.88 [2.200]	40	5499910-9
	40.64 [1.600]	58.42 [2.300]	52.32 [2.060]	62.48 [2.460]	58.42 [2.300]	48.26 [1.900]	34	5499910-8
	35.56 [1.400]	53.34 [2.100]	47.24 [1.860]	57.40 [2.260]	53.34 [2.100]	43.18 [1.700]	30	5499910-7
	30.48 [1.200]	48.26 [1.900]	42.16 [1.660]	52.32 [2.060]	48.26 [1.900]	38.10 [1.500]	26	5499910-6
	27.94 [1.100]	45.72 [1.800]	39.62 [1.560]	49.78 [1.960]	45.72 [1.800]	35.56 [1.400]	24	5499910-5
	22.86 [.900]	40.64 [1.600]	34.54 [1.360]	44.70 [1.760]	40.64 [1.600]	30.48 [1.200]	20	5499910-4
	17.78 [.700]	35.56 [1.400]	29.46 [1.160]	39.62 [1.560]	35.56 [1.400]	25.40 [1.000]	16	5499910-3
	15.24 [.600]	33.02 [1.300]	26.92 [1.060]	37.08 [1.460]	33.02 [1.300]	22.86 [.900]	14	5499910-2
	10.16 [.400]	27.94 [1.100]	21.84 [.860]	32.00 [1.260]	27.94 [1.100]	17.78 [.700]	10	5499910-1
	F	E	D	C	B	A	NO OF POSN	PART NUMBER

THIS DRAWING IS A CONTROLLED DOCUMENT.

DIMENSIONS: mm (INCHES)	TOLERANCES UNLESS OTHERWISE SPECIFIED:	DIN L VARELA - DOCKS 01-11-05	CHK S BOLASH 01-11-05	APVD M WALMSLEY 01-11-05	NAME	
0 PLC ± -	1 PLC ± -	2 PLC ± 0.13[.005]	3 PLC ± -	4 PLC ± -	ANGLES ± -	
MATERIAL	FINISH	WEIGHT	SIZE	CAGE CODE	DRAWING NO	RESTRICTED TO
			A1	00779	5499910	
CUSTOMER DRAWING		SCALE	4:1	SHEET	1 OF 1	REV
						C1

STE TE Connectivity

HEADER ASSY, UNIVERSAL, AMP-LATCH

108-40018